

**HARRISONBURG REDEVELOPMENT
AND HOUSING AUTHORITY**

**AUDITED
FINANCIAL STATEMENTS**

**FOR THE PERIOD ENDED
DECEMBER 31, 2018**

HARRISONBURG REDEVELOPMENT AND HOUSING AUTHORITY

AUDITED
FINANCIAL STATEMENTS

FOR THE PERIOD ENDED DECEMBER 31, 2018

HARRISONBURG REDEVELOPMENT AND HOUSING AUTHORITY

TABLE OF CONTENTS

	<u>Page</u>
Independent Auditors' Report	1
Management Discussion and Analysis	4
Statement of Net Position	9
Statement of Revenues, Expenditures, and Changes in Fund Net Position	11
Statement of Cash Flows	12
Notes to Financial Statements	14
SUPPLEMENTAL INFORMATION	
Financial Data Schedule	32
Schedule of Expenditures of Federal Awards	37
Notes to Schedule of Expenditures of Federal Awards	38
FINANCIAL COMPLIANCE REPORTS FOR FEDERAL FUNDS	
Independent Auditor's Report on Compliance for Each Major Program and on Internal Control Over Compliance Required by the Uniform Guidance	39
Independent Auditor's Report on Internal Control Over Financial Reporting and on Compliance and Other Matters Based on an Audit of Financial Statements Performed in Accordance with <i>Government Auditing Standards</i>	41
Summary Schedule of Prior Audit Findings.....	43
Schedule of Findings and Questioned Costs	44
Corrective Action Plan – Finding 2018-001	48
Corrective Action Plan – Finding 2018-002	49



Dooley & Vicars

Certified Public Accountants, L.L.P.

Daniel J. Dooley, C.P.A.

Michael H. Vicars, C.P.A.

1

INDEPENDENT AUDITORS' REPORT

The Board of Commissioners
Harrisonburg Redevelopment
and Housing Authority
Harrisonburg, Virginia

We have audited the accompanying financial statements of the business-type activities which comprise the major fund of the Harrisonburg Redevelopment and Housing Authority as of and for the year ended December 31, 2018, and the related notes to the financial statements, which collectively comprise the Authority's basic financial statements, as listed in the Table of Contents.

Management's Responsibility for the Financial Statements

Management is responsible for the preparation and fair presentation of these financial statements in accordance with accounting principles generally accepted in the United States of America; this includes the design, implementation, and maintenance of internal control relevant to the preparation and fair presentation of financial statements that are free from material misstatement, whether due to fraud or error.

Auditor's Responsibility

Our responsibility is to express opinions on these financial statements based on our audit. We conducted our audit in accordance with auditing standards generally accepted in the United States of America and the standards applicable to financial audits contained in *Government Auditing Standards*, issued by the Comptroller General of the United States. Those standards require that we plan and perform the audit to obtain reasonable assurance about whether the financial statements are free from material misstatement.

An audit involves performing procedures to obtain audit evidence about the amounts and disclosures in the financial statements. The procedures selected depend on the auditor's judgment, including the assessment of the risks of material misstatement of the financial statements, whether due to fraud or error. In making those risk assessments, the auditor considers internal control relevant to the entity's preparation and fair presentation of the financial statements in order to design audit procedures that are appropriate in the circumstances, but not for the purpose of expressing an opinion on the effectiveness of the entity's internal control. Accordingly, we express no such opinion. An audit also includes evaluating the appropriateness of accounting policies used and the reasonableness of significant accounting estimates made by management, as well as evaluating the overall presentation of the financial statements.

We believe that the audit evidence we have obtained is sufficient and appropriate to provide a basis for our audit opinions.

INDEPENDENT AUDITORS' REPORT (CONTINUED)

Opinion

In our opinion, the financial statements referred to above present fairly, in all material respects, the respective financial position of the business-type activities which comprise the major fund of the Harrisonburg Redevelopment and Housing Authority at December 31, 2018, and the respective changes in financial position and, where applicable, cash flows thereof for the year then ended in accordance with accounting principles generally accepted in the United States of America.

Other Matters

Required Supplementary Information

Accounting principles generally accepted in the United States of America require that the management's discussion and analysis and budgetary comparison information on pages 4 through 8 be presented to supplement the basic financial statements. Such information, although not a part of the basic financial statements, is required by the Governmental Accounting Standards Board, who considers it to be an essential part of financial reporting for placing the basic financial statements in an appropriate operational, economic, or historical context. We have applied certain limited procedures to the required supplementary information in accordance with auditing standards generally accepted in the United States of America, which consisted of inquiries of management about the methods of preparing the information and comparing the information for consistency with management's responses to our inquiries, the basic financial statements, and other knowledge we obtained during our audit of the basic financial statements. We do not express an opinion or provide any assurance on the information because the limited procedures do not provide us with sufficient evidence to express an opinion or provide any assurance.

Other Information


Our audit was conducted for the purpose of forming an opinion on the financial statements that collectively comprise the Authority's basic financial statements.

The accompanying Schedule of Expenditures of Federal Awards, Financial Data Schedule, and other supplementary information as required by Title 2 U.S. *Code of Federal Regulations* (CFR) Part 200, *Uniform Administrative Requirements, Cost Principles, and Audit Requirements for Federal Awards* and the U.S. Department of Housing and Urban Development, are presented for purposes of additional analysis and is not a required part of the financial statements. Such information is the responsibility of management and was derived from and relates directly to the underlying accounting and other records used to prepare the financial statements. The information has been subjected to the auditing procedures applied in the audit of the financial statements and certain additional procedures, including comparing and reconciling such information directly to the underlying accounting and other records used to prepare the financial statements or to the financial statements themselves, and other additional procedures in accordance with auditing standards generally accepted in the United States of America. In our opinion, the information is fairly stated, in all material respects, in relation to the financial statements as a whole.

**INDEPENDENT AUDITORS' REPORT
(CONTINUED)**

Other Reporting Required by *Government Auditing Standards*

In accordance with *Government Auditing Standards*, we have also issued our report dated September 9, 2019, on our consideration of the Harrisonburg Redevelopment and Housing Authority's internal control over financial reporting and on our tests of its compliance with certain provisions of laws, regulations, contracts, and grants agreements and other matters. The purpose of that report is to describe the scope of our testing of internal control over financial reporting and compliance and the results of that testing and not to provide an opinion on the internal control over financial reporting or on compliance. That report is an integral part of an audit performed in accordance with *Government Auditing Standards* in considering Harrisonburg Redevelopment and Housing Authority's internal control over financial reporting and compliance.

A handwritten signature in black ink, appearing to read "Dooley & Vicars", is positioned above the printed name of the firm.

Dooley & Vicars
Certified Public Accountants, L.L.P.

Richmond, Virginia
September 9, 2019

Management Discussion and Analysis (MD&A)

Harrisonburg Redevelopment and Housing Authority December 31, 2018

As management of the Harrisonburg Redevelopment and Housing Authority, we offer readers of the Authority's financial statements this narrative overview and analysis of the financial activities of the Authority for fiscal year ended December 31, 2018. We encourage readers to consider the information presented here and in conjunction with the Authority's financial statements.

The Authority's Mission

To promote adequate and affordable housing, economic opportunity, and a suitable living environment free from discrimination; and to foster redevelopment of blighted areas to ensure the economic, social and housing vitality of our community. This is accomplished through the following programs:

- Housing Choice Voucher (HCV)
- Family Unification Program (FUP)
- Rental Assistance for Non-Elderly Persons with Disabilities (NED)
- HUD-Veterans Affairs Supportive Housing (HUD-VASH)
- Mainstream Voucher Program (MS5)
- Project Based Housing, Franklin Heights LLC
- Project Based Housing, Commerce Village LLC
- Community Development Block Grant Funds
- Section 8 New Construction (JR "Polly" Lineweaver Apartments)
- Lineweaver Annex Apartments (LIHTC)
- Service Coordinator Grant Funds
- Family Self-Sufficiency Grant Funds (FSS)
- Continuum of Care (COC), HMIS Grant Funds
- Virginia Homeless Solutions Program, VHSP Grant Funds
- Local Community Development/Business Activities
- Shenandoah Housing Corporation
- Lineweaver Annex Corporation
- 150 South Main/Children's Museum
- Commerce Village Management, LLC

Program services are provided under the following philosophy: to treat all individuals with respect and dignity, to base all decisions on rational and provable data, and to operate with efficiency in the delivery of all services.

Financial Highlights

- The assets of the Authority exceeded its liabilities by \$9M.
- The Authority's net position decreased by less than 9%.
- The revenue income increased by more than 6%.
- The expenses of the Authority increased by less than 2%.

Our analysis begins by determining if the Authority is financially better or worse off as a result of this year's activities. We believe that improvements made through purchasing and renovating our assets and the overall operations of the Authority in general do show that we are better off than we were a year ago. However, with the uncertainty of federal support from HUD for the Housing Choice Voucher Program, it continues to be a challenge to manage the program with the appropriate staff needed without the appropriate financial support.

Condensed Comparative Financial Statements

	2018	2017	2016
Total Assets	\$22,030,368	\$22,417,871	\$23,654,403
Total Liabilities	\$12,954,577	\$13,077,889	\$13,741,797
Total Net Position	<u>\$9,075,792</u>	<u>\$9,339,982</u>	<u>\$9,912,606</u>
Total Liabilities & Net Position	\$22,030,368	\$22,417,871	\$23,654,403
Total Revenue	\$9,376,819	\$8,801,446	\$9,392,725
Total Expenses	<u>\$9,641,006</u>	<u>\$9,524,070</u>	<u>\$9,227,218</u>
Net Income (Loss)	-\$264,187	-\$722,624	\$165,507

This discussion and analysis is intended to serve as an introduction to the Authority's annual financial report. The financial report consists of the management's discussion and analysis, the basic financial statements, notes to financial statement, and other supplemental information. The financial statements in this annual report are presented on a full accrual basis of accounting and it is based on an Enterprise Method presentation. There are three types of financial statements used to help analyze the financial status of the Authority as one entity-wide organization

- **Statement of Net Position** - reports the assets and liabilities, with the difference between the two reported as netposition
- **Statement of Revenue, Expenses and Changes in Fund Net Position** - reports the operating and non-operating revenue by major source along with operating and non-operating expenses, with the difference between the two reported as a profit/loss
- **Comparison of Budget versus Actual** - reports the actual operating revenues and expenses versus the budgeted amounts

Statement of Net Position

The following table shows you the breakdown of assets, liabilities, and net position in all the program areas and how they changed from the prior year.

Assets	2018	2017	Net Change
Housing Choice Voucher	\$462,753	\$201,267	\$261,486
JR "Polly" Lineweaver Apts./S8NC	\$1,080,482	\$1,180,807	(\$100,325)
Local Comm Dev/Bus Activities	\$4,409,339	\$4,117,532	\$291,807
Component Units-Franklin Heights	\$10,994,140	\$11,750,178	(\$756,038)
Component Units-Discretely Presented	<u>\$5,083,654</u>	<u>\$5,168,087</u>	<u>(\$84,433)</u>
Total Assets	\$22,030,368	\$22,417,871	(\$387,503)
Liabilities			
Housing Choice Voucher	\$126,638	\$103,719	\$22,919
JR "Polly" Lineweaver Apts./S8NC	\$1,404,013	\$1,467,926	(\$63,913)
Local Comm Dev/Bus Activities	\$697,092	\$721,118	(\$24,026)
Component Units-Franklin Heights	\$8,953,067	\$8,965,501	(\$12,434)

Component Units-Discretely Presented	<u>\$1,773,767</u>	<u>\$1,819,625</u>	<u>(\$45,858)</u>
Total Liabilities	\$12,954,577	\$13,077,889	(\$123,312)
Net Position			
Housing Choice Voucher	\$336,115	\$97,548	\$238,567
JR "Polly" Lineweaver Apts./S8NC	(\$323,531)	(\$291,053)	(\$32,478)
Local Comm Dev/Bus Activities	\$3,712,247	\$3,944,802	(\$232,555)
Component Units-Franklin Heights	\$2,041,073	\$2,240,223	(\$199,150)
Component Units-Discretely Presented	<u>\$3,309,888</u>	<u>\$3,348,462</u>	<u>(\$38,574)</u>
Total Net Position	\$9,075,792	\$9,339,982	(\$264,190)
Total Liabilities & Net Position	\$22,030,368	\$22,417,871	(\$387,503)

The assets increased in the Housing Choice Voucher Program due to HAP funds received. In Local Community Development, the assets increased due to the renovation of the Bridgeport Building. The assets decreased in JR "Polly" Lineweaver and Franklin Heights, and Component Units-Discretely Presented due to accumulated depreciation.

The liabilities increased in Housing Choice Voucher Program due to an increase in the FSS Escrow funds. All of the other programs decreased in liabilities due to paying down debt.

Statement of Revenue, Expenses and Changes in Fund Net Position

The following table shows you an overview of all the programs' revenue and expenses as compared to the previous year.

Revenue	2018	2017	Net Change
Housing Choice Voucher (14.871)	\$6,287,726	\$5,673,784	\$613,942
JR "Polly" Lineweaver/S8NC (14.182)	\$443,681	\$445,767	(\$2,086)
Service Coordinator Grant (14.191)	\$65,287	\$72,222	(\$6,935)
Local Community Dev/Bus Activities	\$660,056	\$708,059	(\$48,003)
Supportive Housing for Persons with Disabilities (14.181)	\$86,108	\$101,378	(\$15,270)
Component Units-Franklin Heights	\$1,433,529	\$1,400,912	\$32,617
Component Units-Discretely Presented	\$260,432	\$259,324	\$1,108
Community Development Block Grant	<u>\$140,000</u>	<u>\$140,000</u>	<u>\$0</u>
Total Revenue	\$9,376,819	\$8,801,446	\$575,373
Expenses			
Housing Choice Voucher (14.871)	\$6,049,158	\$5,973,127	\$76,031
JR "Polly" Lineweaver/S8NC (14.182)	\$476,159	\$491,045	(\$14,886)
Service Coordinator Grant (14.191)	\$65,287	\$72,222	(\$6,935)
Local Community Dev/Bus Activities	\$896,338	\$1,068,009	(\$171,671)
Supportive Housing for Persons	\$82,380	\$92,449	(\$10,069)

Component Units-Franklin Heights	\$1,632,678	\$1,372,203	\$260,475
Component Units-Discretely Presented	\$299,005	\$315,015	(\$16,010)
Community Development Block Grant	<u>\$140,000</u>	<u>\$140,000</u>	<u>\$0</u>
Total Expenses	\$9,641,006	\$9,524,070	\$116,936

Excess of Revenue Over Expenses	(\$264,187)	(\$722,624)	\$458,437
--	--------------------	--------------------	------------------

The revenue increased in the Housing Choice Voucher Program due to an increase in HAP funds. The revenue increased in Franklin Heights due to more rental income from having less turnover.

The revenue decreased in the Local Community Development due to the completion of Commerce Village and all developer's fees were paid out in 2017.

The expenses increased in Franklin Heights due to an increase in interest and depreciation expenses. All other programs had a decrease in expenses.

The Authority continues to make significant efforts to analyze all expenditures and make changes to continue to operate in the most efficient manner possible.

Overview of Budget Programs

	Housing Choice Voucher		JR Polly Lineweaver		Local Community Development		Component Units-Blended (FH)		Component Units-Discretely Presented	
	Actuals	Budget	Actuals	Budget	Actuals	Budget	Actuals	Budget	Actuals	Budget
Income										
Rent	\$0	\$0	\$175,550	\$176,256	\$537,714	\$530,618	\$1,404,713	\$1,373,005	\$190,253	\$207,800
HAP	\$6,223,063	\$6,001,088	\$264,430	\$264,383	\$0	\$0	\$0	\$0	\$0	\$0
Grants	\$28,444	\$28,444	\$65,287	\$65,122	\$133,326	\$137,076	\$0	\$0	\$0	\$0
CDBG Funds	\$0	\$0	\$0	\$0	\$0	\$0	\$140,000	\$140,000	\$0	\$0
Investment Inc	\$0	\$0	\$0	\$0	\$1	\$0	\$0	\$50	\$349	\$30
Other/Misc.	\$36,219	\$32,000	\$3,700	\$12,000	\$75,123	\$181,330	\$28,815	\$30,000	\$69,831	\$5,000
Total	\$6,287,726	\$6,061,532	\$508,967	\$517,761	\$746,164	\$849,024	\$1,573,528	\$1,543,055	\$260,432	\$212,830
Expenses										
Administration	\$440,322	\$467,635	\$95,372	\$104,101	\$496,720	\$505,658	\$297,664	\$270,697	\$42,311	\$37,220
Tenant Services	\$0	\$0	\$65,958	\$66,122	\$671	\$1,000	\$469	\$1,500	\$930	\$30,000
Utilities	\$0	\$0	\$108,267	\$97,500	\$81,820	\$115,140	\$5,022	\$19,000	\$35,591	\$56,200
Maintenance	\$0	\$0	\$109,595	\$113,514	\$163,980	\$196,714	\$293,307	\$331,200	\$25,382	\$52,000
General	(\$16,378)	\$10,200	\$18,614	\$12,000	\$22,967	\$21,500	\$71,645	\$64,520	\$7,931	\$15,024
Interest	\$0	\$0	\$40,264	\$49,696	\$19,223	\$0	\$459,676	\$471,130	\$33,025	\$0
Depreciation	\$0	\$0	\$103,377	\$103,377	\$193,338	\$193,338	\$784,895	\$784,895	\$153,834	\$153,834
HAP Expenses	\$5,625,215	\$5,579,869	\$0	\$0	\$0	\$0	\$0	\$0	\$0	\$0
Total	\$6,049,158	\$6,057,704	\$541,446	\$546,310	\$978,718	\$1,033,350	\$1,912,678	\$1,942,942	\$299,005	\$344,278

The Housing Choice Voucher Program received more HAP than was budgeted due to the addition of the 25 Mainstream Vouchers. Since the funds are used directly for housing participants, this is not an issue. It is intended that all HAP funds received should be spent for client housing purposes. The HAP expenses were more than the budget due to spending the additional HAP funds that were received.

The income and expenses were within budget in most of the areas for JR "Polly" Lineweaver Apartments. The Other/Miscellaneous is comprised of tenant charges and can vary from year to year.

The Local Community Development shows an under budget amount for Other/Miscellaneous. This was due to the inability to get participants in the bond issuance program and decreased developer's fees. The budget amount in Interest was over budget due to the new bond from Bridgeport that was not included this year. This will be accounted for going forward. The over budget amount for General expenses was due to a GAAP entry for bad debt.

The income for Component Units-Blended-Franklin Heights was within budget. The rent was more due to less turnover. The expenses in Administration and General was over budget due to salary reallocations and a GAAP entry for bad debt.

Component Units-Discretely Presented/Blended did show more income than was budgeted due to the Other/Miscellaneous Income which can vary from year to year. The Component Units-Discretely Presented shows an over budgeted amount Interest due to not being included in the budget.

Capital Asset and Long-Term Debt Activity

Planned initiatives which will impact the Authority's financial status include:

- Initiation of an affordable homeownership program
- Develop permanent supportive housing units specifically targeted for the veterans, homeless, aging out foster youth, victims of domestic violence and Developmental Disabled and Intellectual Disabled within the Department of Justice settlement with the Commonwealth
- Replace roofs on project based housing units (10-15 units per year)
- Upgrade and replacement of elevators at the JR Polly Lineweaver Apartments
- Development of an exterior renovation and new roof plan to replace exterior Fascia siding and address the need for roof replacement for the Lineweaver Annex Apartments
- Purchase of Solar Panels at JR Polly Lineweaver
- Pavement of parking lots behind the Lineweaver Annex

The Authority will continue to seek grant funds in partnership with other community agencies to address gaps and needs in our local community and to identify additional resources that will assist Authority's residents in becoming more financially self-sufficient.

CONTACTING THE AUTHORITY'S FINANCIAL MANAGEMENT

This financial report is to provide users with a general overview of the Authority's finances, and to show the Authority's accountability for the money it receives. If you have questions about this report or need additional information, contact the Executive Director at PO Box 1071, Harrisonburg, VA 22803, by telephone 540-434- 7386, or by fax at 540-432-1113.

Harrisonburg Redevelopment and Housing Authority

Statement of Net Position

December 31, 2018

ASSETS	Enterprise Fund	Component Units
Current Assets		
Cash and Cash Equivalents	\$ 292,068	\$ 80,596
Restricted Cash, Cash Equivalents	528,663	15,097
Investments	-	25,955
Receivables, Net	81,839	2,491
Inventories - Net of Allowance	3,208	-
Prepaid Charges and Other Assets	86,428	7,916
Interprogram Due From	82,170	-
Total Current Assets	<u>1,074,376</u>	<u>132,055</u>
Non-current Assets		
Capital Assets		
Land	1,644,886	376,000
Buildings	17,614,510	3,583,015
Furniture Equipment & Machinery- Dwellings	202,814	53,339
Furniture Equipment & Machinery- Admin	380,732	42,518
Leasehold Improvements	8,219,164	711,216
Less: Accumulated Depreciation	(13,307,432)	(679,805)
Fixed Assets - Net	<u>14,754,674</u>	<u>4,086,283</u>
Notes, Loans, & Mortgages Receivable	433,233	-
Other Assets	<u>153,100</u>	<u>865,317</u>
Total Non-current Assets	<u>15,341,007</u>	<u>4,951,600</u>
Deferred Outflow of Resources		
Deferred Outflow of Resources	<u>-</u>	<u>-</u>
Total Assets and Deferred Outflow of Resources	<u>\$ 16,415,383</u>	<u>\$ 5,083,655</u>

The accompanying notes are an integral part of these financial statements.

Harrisonburg Redevelopment and Housing Authority

Statement of Net Position

December 31, 2018

	Enterprise Fund	Component Units
LIABILITIES		
Current Liabilities		
Accounts Payable	\$ 40,379	\$ 4,475
Accrued Liabilities	162,760	39,193
Tenant Security Deposits	150,033	15,097
Current Portion Long-term Debt	648,029	63,570
Unearned Revenue and Other Liabilities	1,910	902
Interprogram Due To	-	82,170
Total Current Liabilities	<u>1,003,111</u>	<u>205,407</u>
Noncurrent Liabilities		
Long-term Debt	9,385,821	1,184,691
Accrued Absences - Long-term	55,718	1,310
Non-current Other	204,828	380,533
Total Non-current Liabilities	<u>9,646,367</u>	<u>1,566,534</u>
Total Liabilities	<u>10,649,478</u>	<u>1,771,941</u>
Deferred Inflow of Resources		
Deferred Inflow of Resources	-	-
Net Position		
Invested in Capital Assets, Net of Related Debt	4,720,824	2,838,024
Restricted Net Position	279,883	-
Unrestricted Net Position	765,198	473,690
Total Net Position	<u>5,765,905</u>	<u>3,311,714</u>
Total Liabilities, Deferred Inflow of Resources, and Net Position	<u>\$ 16,415,383</u>	<u>\$ 5,083,655</u>

The accompanying notes are an integral part of these financial statements.

Harrisonburg Redevelopment and Housing Authority

Statement of Revenues, Expenses, and Changes in Fund Net Position For The Year Ended December 31, 2018

	Enterprise Fund	Component Units
Revenues		
Tenant Revenue	\$ 2,146,794	\$ 190,252
Program Grants/Subsidies	6,667,332	-
Other Governmental Grants	47,218	-
Other Income	146,222	70,180
Total Revenues	9,007,566	260,432
Expenses		
Administrative	1,386,588	42,311
Tenant Services	10,588	930
Utilities	195,109	35,591
Maintenance	566,880	25,382
General	128,029	7,931
Housing Assistance Payments	5,625,215	-
Depreciation	1,081,610	152,009
Total Expenses	8,994,019	264,154
Net Income (Loss)	13,547	(3,722)
Non-Operating Revenues (Expenses)		
Capital Grant	140,000	-
Interest Expense	(379,163)	(33,026)
Interest and Investment Revenue	1	-
Total Nonoperating Revenues (Expenses)	(239,162)	(33,026)
Income (Loss) before Contributions and Transfers	(225,615)	(36,748)
Change in Net Position	(225,615)	(36,748)
Beginning of Year Net Position	5,991,520	3,348,462
Total Ending Net Position	\$ 5,765,905	\$ 3,311,714

The accompanying notes are an integral part of these financial statements.

Harrisonburg Redevelopment and Housing Authority

Statement of Cash Flows For The Year Ended December 31, 2018

	Enterprise Fund	Component Units
Cash Flows from Operating Activities:		
Cash Received from Tenants	\$ 2,130,058	\$ 189,762
Cash Received from Operating Grants	6,686,106	-
Cash Received from Other Sources	125,660	68,537
Cash Paid for Goods and Services	(773,761)	(47,864)
Cash Paid for Employees and Administrative	(1,368,732)	(43,241)
Housing Assistance Payments	(5,625,215)	-
Cash Paid for Other	(119,371)	(8,013)
Net Cash Provided (Used) By Operating Activities	<u>1,054,745</u>	<u>159,181</u>
Cash Flows from Capital and Related Financing Activities:		
Capital Grants received	140,000	-
Purchases, Sales, and Construction of Capital Assets	(205,325)	1
Principal Paid on Capital Debt	(623,090)	(60,711)
Interest Paid on Capital Debt	(379,163)	(33,026)
Net Cash Provided (Used) for Capital and Related Financing Activities	<u>(1,067,578)</u>	<u>(93,736)</u>
Cash Flows from Investing Activities:		
Interest and Dividends	1	-
Purchase/Sale of investments	-	(9,348)
Net Cash Provided (Used) By Investing Activities	<u>1</u>	<u>(9,348)</u>
Net Increase (Decrease) in Cash and Cash Equivalents	(12,832)	56,097
Cash and Cash Equivalents at Beginning of Year	833,563	39,596
Cash and Cash Equivalents at End of Year	<u>\$ 820,731</u>	<u>\$ 95,693</u>
Cash and Cash Equivalents:		
Unrestricted	\$ 292,068	\$ 80,596
Restricted	528,663	15,097
Total Cash and Cash Equivalents	<u>\$ 820,731</u>	<u>\$ 95,693</u>

The accompanying notes are an integral part of these financial statements.

Harrisonburg Redevelopment and Housing Authority

Statement of Cash Flows For The Year Ended December 31, 2018

	Enterprise Fund	Component Units
Reconciliation of Operating Income (Loss) to Net Cash Provided		
(Used) By Operating Activities:		
Operating Income (Loss)	\$ 13,547	\$ (3,722)
Adjustments to Reconcile Operating Income to Net Cash Provided		
(Used) By Operating Activities:		
Depreciation Expense	1,081,610	152,009
Changes in Assets and Liabilities:		
(Increase) Decrease in Receivables	(16,736)	(490)
(Increase) Decrease in Inventories	(363)	-
(Increase) Decrease in Prepaid Expenses	(14,713)	(1,643)
(Increase) Decrease in Interprogram Due From	13,879	-
(Increase) Decrease in Notes Receivable	(19,728)	-
Increase (Decrease) in Accounts Payable	(12,989)	(313)
Increase (Decrease) in Accrued Expenses	(330)	36,505
Increase (Decrease) in Tenant Security Deposits	5,018	(82)
Increase (Decrease) in Unearned Revenue	1,910	643
Increase (Decrease) in Interprogram Due To	(17,056)	3,177
Increase (Decrease) in Non-current Liabilities	20,696	(26,903)
Net Cash Provided (Used) By Operating Activities	<u>\$ 1,054,745</u>	<u>\$ 159,181</u>

The accompanying notes are an integral part of these financial statements.

HARRISONBURG REDEVELOPMENT AND HOUSING AUTHORITY

NOTES TO THE FINANCIAL STATEMENTS
FOR THE YEAR ENDED DECEMBER 31, 2018

NOTE 1: SUMMARY OF SIGNIFICANT ACCOUNTING POLICIES

- a. Reporting Entity - The Harrisonburg Redevelopment and Housing Authority (HRHA) was established by the Council of the City of Harrisonburg (City) as a political subdivision of the Commonwealth of Virginia. HRHA is responsible for operating a low rent housing program which provides housing for eligible families, for operating redevelopment and conservation programs, and for the delivery of services to citizens of low rent housing and urban renewal areas through the encouragement and development of social and economic opportunities. The Commissioners of HRHA are appointed by City Council. As required by GAAP, these statements present the programs, activities and functions of HRHA (the primary government) and its component units. The component units discussed below are included in HRHA's reporting entity because of the significance of its operational and financial relationship with HRHA.
- b. Component Units - The Component Units purpose is to provide housing, social, and economic opportunities for the benefit of low to moderate income people. They are component units of HRHA because of the significance of their operational and financial relationships with HRHA. The disclosure requirements of GASB 61 are met by the combined financial statement presentation of the sole Component Unit. Footnotes regarding the policies of HRHA apply to the Component Unit unless otherwise noted. The Component Units consist of:
 1. Lineweaver Annex Corporation is a nonstock nonprofit Virginia corporation organized in 1991. The corporation is controlled by one member, the Shenandoah Housing Corporation. The Directors of the Lineweaver Annex Corporation and the Shenandoah Housing Corporation are the same as the Harrisonburg Redevelopment and Housing Authority's Board of Commissioners. Complete financial statements of the Lineweaver Annex Corporation are included in this report.
 2. Shenandoah Housing Corporation is a non-stock, non-membership Virginia corporation organized in 1991. The principal activity of the corporation is being the controlling member of the Lineweaver Annex Corporation. The Directors of the Shenandoah Housing Corporation are the same as the Harrisonburg Redevelopment and Housing Authority's Board of Commissioners. Complete financial statements of the Shenandoah Housing Corporation are included in this report.

HARRISONBURG REDEVELOPMENT AND HOUSING AUTHORITY

NOTES TO THE FINANCIAL STATEMENTS
FOR THE YEAR ENDED DECEMBER 31, 2018

NOTE 1: SUMMARY OF SIGNIFICANT ACCOUNTING POLICIES – Continued

b. Component Units - continued

3. One Fifty South Main, L.L.C. is a limited liability company organized on April 7, 2005. The company is controlled by the Harrisonburg Redevelopment and Housing Authority. The principal activity of the company is to purchase and renovate property in Harrisonburg, Virginia for the purpose of establishing the Harrisonburg Children's Museum. Complete financial statements of the One Fifty South Main, L.L.C. are included in this report.
4. Franklin Heights, L.L.C. is a limited liability company organized on October 17, 2008. The company is controlled by the Harrisonburg Redevelopment and Housing Authority. The principal activity of the company is to provide housing to low and moderate income individuals. Complete financial statements of Franklin Heights, L.L.C. are included in this report.
5. Commerce Village, L.L.C. is a limited liability company organized on March 5, 2013. The company is controlled by the Harrisonburg Redevelopment and Housing Authority. The principal activity of the company is to provide housing to low and moderate income individuals. Complete financial statements of Commerce Village, L.L.C. are included in this report.
6. Commerce Village Management, L.L.C. is a limited liability company organized on October 24, 2014. The company is controlled by the Harrisonburg Redevelopment and Housing Authority. The principal activity of the company is owning a managing interest in Commerce Village, L.L.C. Complete financial statements of Commerce Village Management, L.L.C. are included in this report.

All the component units are discretely presented, except for Franklin Heights, L.L.C., which is blended due to HRHA management having operational responsibility for Franklin Heights, L.L.C.

NOTE 1: SUMMARY OF SIGNIFICANT ACCOUNTING POLICIES – Continued

- c. Measurement Focus, Basis of Accounting, and Financial Statement Presentation – The financial statements of the Housing Authority have been prepared in conformity with generally accepted accounting principles (GAAP) as applied to government units. The Governmental Accounting Standards Board (GASB) is the accepted standard-setting body for establishing governmental accounting and financial reporting principles. The Authority is a Special Purpose Government entity engaged only in business-type activities and therefore, presents only the financial statements required for the enterprise fund, in accordance with GASB 34.

The Authority has multiple programs which are accounted for in one enterprise fund, which is presented as the "enterprise fund" in the basic financial statements as follows:

HARRISONBURG REDEVELOPMENT AND HOUSING AUTHORITY

NOTES TO THE FINANCIAL STATEMENTS
FOR THE YEAR ENDED DECEMBER 31, 2018

NOTE 1: SUMMARY OF SIGNIFICANT ACCOUNTING POLICIES – Continued

c. Measurement Focus, Basis of Accounting, and Financial Statement Presentation – Continued

Enterprise Fund – In accordance with the Enterprise Fund Method, activity is recorded using the accrual basis of accounting and the measurement focus is on the flow of economic resources. Under the accrual basis of accounting, revenues are recorded when earned and expenses are recorded at the time liabilities are incurred. This required the Housing Authority to account for operations in a manner similar to private business or where the Board has decided that the determination of revenues earned, costs incurred and/or net income necessary for management accountability.

Enterprise funds distinguish operating revenues and expenses from non-operating items. Operating revenues and expenses generally result from providing services and producing and delivering goods in connection with a proprietary fund's principal ongoing operations. The principal operating revenues of all the Authority's enterprise funds are governmental grants used for maintaining and operating low income housing assistance programs. Operating expenses for these enterprise funds include administrative expenses, utilities and maintenance of housing units and depreciation on capital assets. All revenues and expenses not meeting this definition are reported as non-operating revenues and expenses.

Proprietary funds distinguish operating revenues and expenses from non-operating items. Operating revenues and expenses generally result from providing services and producing and delivering goods in connection with a proprietary fund's principal ongoing operations. The principal operating revenues of all the Authority's enterprise funds are governmental grants used for maintaining and operating low income housing assistance programs. Operating expenses for these enterprise funds include administrative expenses, utilities and maintenance of housing units and depreciation on capital assets. All revenues and expenses not meeting this definition are reported as non-operating revenues and expenses.

When both restricted and unrestricted resources are available for use, it is the Authority's policy to use restricted resources first, then unrestricted resources as they are needed.

HARRISONBURG REDEVELOPMENT AND HOUSING AUTHORITY

NOTES TO THE FINANCIAL STATEMENTS
FOR THE YEAR ENDED DECEMBER 31, 2018

NOTE 1: SUMMARY OF SIGNIFICANT ACCOUNTING POLICIES – Continued

- d. Use of Estimates - The preparation of the financial statements in conformity with GAAP requires management to make estimates and assumptions that affect the reported amounts of assets and liabilities and the disclosures of contingencies at the date of the financial statements, and revenues and expenses recognized during the reporting period. Actual results could differ from those estimates.
- e. Cash and Cash Equivalents - Highly liquid investments with initial maturities of three months or less from date of purchase are considered cash equivalents.
- f. Investments - Investments are carried at fair value, with changes in fair value recognized as a component of investment income. Fair value is determined by reference to quoted market prices.
- g. Notes Receivable - Deed of Trust and rental rehabilitation loans are carried at their unpaid principal balance. No allowance for loan losses is considered necessary.
- h. Due from/Due to Other Programs - During the course of its operations, HRHA has numerous transactions between funds to finance operations and provide services, and the Component Unit may or may not have such transactions. To the extent that certain transactions between funds had not been paid or received as of December 31, 2018, balances of inter-programs amounts receivable and payable have been recorded.
- i. Land, Structures, and Equipment - Land, structures, and equipment are capitalized at cost with depreciation calculated on the straight-line basis over the following estimated useful lives:

Real Property	40 years
Site Improvement	15 years
Office Furniture and Equipment	5 years
Data Processing Equipment	5 years
Automobiles	5 years
Maintenance Equipment	3 years

When assets are retired, demolished, or sold, their costs are removed from the accounts and the proceeds, if any, are reflected in revenues currently.

- j. Other Assets - Buildings held for resale are listed as "Other Assets" and are stated at the lower of cost or fair market value as of the acquisition or renovation completion date. Total land and redevelopment costs, where applicable, are allocated to total salable acreage under redevelopment, and are charged to the expense of sale on a prorated basis when the property is sold.
- k. Annual Contributions and Operating Subsidies - In accordance with the annual contributions contracts, HRHA receives operating subsidies from HUD. Such amounts are included as grant revenues from the federal government in the financial statements.

HARRISONBURG REDEVELOPMENT AND HOUSING AUTHORITY

NOTES TO THE FINANCIAL STATEMENTS
FOR THE YEAR ENDED DECEMBER 31, 2018

NOTE 1: SUMMARY OF SIGNIFICANT ACCOUNTING POLICIES – Continued

- l. **Compensated Absences** - Employees earn annual vacation leave at a rate ranging from 12 days per year, up to a maximum of 18 days per year after 20 years of service. Vacation leave shall be approved in advance by the Executive Director and shall be taken within one year after its accrual. The maximum carryover per year shall be 30 days. At termination, employees are paid for any accumulated annual vacation leave. The amount is included in the accrued liabilities of the Authority.
- m. **Pension Plans** - HRHA participates in a defined contribution plan administered John Hancock Retirement Plan Services. All Employees are vested at 20% after the first year of service and an additional 20% each year up to five years. The Authority contributes 7.5% of each eligible employee's salary. The Authority's contribution and pension expense for the year ending December 31, 2018; December 31, 2017; and December 31, 2016 were \$74,189; \$64,942; and \$59,708 respectively. As of December 31, 2018, the Authority had no liability related to the defined contribution plan.

The Authority also maintains a 457-deferred compensation plan administered by the ICMA retirement Corporation. The Authority does not contribute to this plan. Contributions are voluntary.

- n. **Income Taxes** - As a political subdivision of the State of Virginia, HRHA is exempt from Federal and State income taxes. The Component Units are exempt from Federal and State income tax under Internal Revenue Code Section 501(c)(3).
- o. **Indirect Costs** - Certain indirect costs are allocated to expenses in the various programs in accordance with cost allocation plans. These plans were approved by the appropriate grantors as of HRHA's overall operations budget for the fiscal year.
- p. **Inventories** - The inventories consist principally of maintenance supplies and are valued at cost (first-in, first-out). Inventories are recognized as expenditures when consumed or sold. Franklin Heights, a Blended Component Unit, maintains an inventory balance.
- q. **Net Position** - Net Position balances are designated by the Housing Choice Voucher program and Non-Major program for future expenses, or must be returned to the grantor, and generally may not be used in any manner by HRHA except as specified under their respective contracts. The Net Position balance of the Business Activities program, and of the Component Unit are designated to provide for financial resource utilization in future periods. Deficit balances in net assets are primarily attributable to accumulated depreciation charges on fixed assets.

HARRISONBURG REDEVELOPMENT AND HOUSING AUTHORITY

NOTES TO THE FINANCIAL STATEMENTS
FOR THE YEAR ENDED DECEMBER 31, 2018

NOTE 1: SUMMARY OF SIGNIFICANT ACCOUNTING POLICIES – Continued

- r. Deferred outflows/inflows of resources - In addition to assets, the statement of financial position will sometimes report a separate section for deferred outflows of resources. This separate financial statement element, Deferred Outflows of Resources, represents a consumption of net position that applies to a future period and so will not be recognized as an expense or expenditure until then. The Authority has no items that meet the criterion for this category. In addition to liabilities, the statement of financial position will sometimes report a separate section for deferred inflows of resources. This separate financial statement element, Deferred Inflows of Resources, represents an acquisition of net position that applies to a future period and so will not be recognized as revenue until then. The Authority has no items that meet the criterion for this category.

NOTE 2: CASH, CASH EQUIVALENTS AND INVESTMENTS

At December 31, 2018, the carrying amount of the Authority's deposits was \$916,424 and the bank balance was \$1,116,337. Of the bank balance, \$1,116,337 was covered by Federal Depository Insurance or collateralized in accordance with the Virginia Security for Public Deposits Act (the Act) and HUD requirements. Under the Act, banks holding public deposits in excess of the amounts insured by federal depository insurance must pledge collateral in the amount of 50% of excess deposits to a collateral pool in the name of the State Treasury Board. Savings and loan institutions are required to collateralize 100% of deposits in excess of federal depository insurance limits under the Act, while HUD requires collateralization of 100% of deposits in excess of federal depository insurance from all banks, savings and loan, and investment institutions for all cash deposits and for investment vehicles not directly held. The State Treasury Board requires HRHA to obtain additional collateral from participating financial institutions to cover collateral shortfalls in the event of default and is responsible for monitoring compliance with the collateralization and reporting requirements of the Act and for notifying local governments of noncompliance by banks and savings and loan institutions. HRHA follows HUD's guidelines for investment policy.

Investments - As of December 31, 2018, the Authority had no investments.

Interest Rate Risk - The Authority does not have a formal investment policy that limits investment maturities as a means of managing its exposure to fair value losses arising from increasing interest rates.

Concentration of Credit Risk - The Authority places no limit on the amount the Authority may invest in any one issuer. The Authority had no investments at December 31, 2018.

Custodial Credit Risk - Custodial credit risk is the risk that in the event of a bank failure, the Authority's deposits may not be returned to it. The Authority does not have a deposit policy for custodial credit risk. As of December 31, 2018, all of the Authority's investments were in U.S. Government Securities held in the Authority's name.

HARRISONBURG REDEVELOPMENT AND HOUSING AUTHORITY

NOTES TO THE FINANCIAL STATEMENTS
FOR THE YEAR ENDED DECEMBER 31, 2018

NOTE 3: RESTRICTED CASH

The following is a summary of the portion of the cash referred to in Note 2 which is classified as restricted:

Enterprise Fund	
Security Deposits	\$ 153,707
HCV - Restricted Net Position	279,883
FSS Escrows	95,073
	<u>\$ 528,663</u>
Component Units	
Security Deposits	<u>\$ 15,097</u>
Total	<u>\$ 543,760</u>

NOTE 4: RECEIVABLES

Receivables as of year-end for the Authority and Component Units, including the applicable allowances for uncollectible accounts, are as follows:

	Enterprise Fund	Component Units
Receivables		
Tenants	\$ 131,996	\$ 3,961
Gross Receivables	<u>131,996</u>	<u>3,961</u>
Other Receivables		
Miscellaneous	6,475	-
Fraud Recovery	37,222	-
Less: Allowance for Uncollectibles	<u>(93,854)</u>	<u>(1,470)</u>
Total Receivables	<u>\$ 81,839</u>	<u>\$ 2,491</u>
L/T Notes and Mortgage Receivables	<u>\$ 433,233</u>	<u>\$ -</u>

HARRISONBURG REDEVELOPMENT AND HOUSING AUTHORITY

NOTES TO THE FINANCIAL STATEMENTS
FOR THE YEAR ENDED DECEMBER 31, 2018

NOTE 5: CAPITAL ASSETS

The following is a summary of changes in the Capital Assets during the fiscal year ended December 31, 2018:

Enterprise Fund	1/1/2018	Increases	Decreases	12/31/2018
Land	\$ 1,644,886	\$ -	\$ -	\$ 1,644,886
Buildings	17,623,280	-	(8,770)	17,614,510
Equipment - Dwelling	206,641	3,831	(7,658)	202,814
Equipment - Administration	364,554	22,499	(6,321)	380,732
Leasehold Improvements	7,639,799	581,027	(1,662)	8,219,164
Construction in Progress	396,533	-	(396,533)	-
Accumulated Depreciation	(12,250,234)	(1,081,609)	24,411	(13,307,432)
	<u>\$ 15,625,459</u>	<u>\$ (474,252)</u>	<u>\$ (396,533)</u>	<u>\$ 14,754,674</u>

Component Units	1/1/2018	Increases	Transfers	12/31/2018
Land	\$ 376,000	\$ -	\$ -	\$ 376,000
Building	3,583,015	-	-	3,583,015
Equipment - Dwelling	53,339	-	-	53,339
Equipment - Administration	42,518	-	-	42,518
Leasehold Improvements	711,216	-	-	711,216
Accumulated Depreciation	(527,795)	(152,010)	-	(679,805)
	<u>\$ 4,238,293</u>	<u>\$ (152,010)</u>	<u>\$ -</u>	<u>\$ 4,086,283</u>

NOTE 6: PREPAID CHARGES

Prepaid charges at December 31, 2018 consisted of the following:

	Enterprise Fund	Component Units
Prepaid Insurance	\$ 24,766	\$ 7,916
Prepaid Expense - Other	61,662	-
Total Prepaid Charges	<u>\$ 86,428</u>	<u>\$ 7,916</u>

HARRISONBURG REDEVELOPMENT AND HOUSING AUTHORITY

NOTES TO THE FINANCIAL STATEMENTS
FOR THE YEAR ENDED DECEMBER 31, 2018

NOTE 7: OTHER ASSETS

Other Assets as of December 31, 2018, consisted of the investment in DP Apartments, L.P. by Shenandoah Housing Corporation for the purpose of assisting and developing low income housing. As of December 31, 2018, the value of the investment was \$865,225. The Authority entered into a capital lease agreement during 2010 in the amount of \$200,000. As of December 31, 2018, the balance remaining on the capital lease was \$153,100.

NOTE 8: CURRENT LIABILITIES

Current liabilities at December 31, 2018, consisted of the following:

<u>Totals Primary Government</u>		<u>Component Units</u>	
Accounts Payable	\$ 40,379	Accounts Payable	\$ 4,475
Current Portion - Long Term Debt	648,029	Current Portion - Long Term Debt	63,570
Due to Affiliates	-	Due to Affiliates	82,170
Accrued Liabilities	162,760	Accrued Liabilities	39,193
Unearned Revenue	1,910	Unearned Revenue	902
Tenant Security Deposits	150,033	Tenant Security Deposits	15,097
Total Current Liabilities	<u>\$ 1,003,111</u>	Total Current Liabilities	<u>\$ 205,407</u>

NOTE 9: CONTINGENCIES AND OTHER MATTERS

a. Litigation and Other Matters

Certain claims, suits and complaints may arise in the ordinary course of business. In the opinion of the Authority's management, any such matters are adequately covered by insurance.

b. Grants

The Authority has received various other grants for specific purposes. These grants are subject to financial and compliance audits. Such audits could result in requests for reimbursement to the grantor agency for expenditures disallowed under terms of the grant. The Authority's management is of the opinion that disallowances, if any, will not be material.

HARRISONBURG REDEVELOPMENT AND HOUSING AUTHORITY

NOTES TO THE FINANCIAL STATEMENTS
FOR THE YEAR ENDED DECEMBER 31, 2018

NOTE 10: INSURANCE AND RISK MANAGEMENT

The Authority is exposed to various risks of loss related to torts, theft of, damage to, and destruction of assets; errors and omissions; injuries to employees; and natural disasters. The Authority has purchased commercial insurance for all claims.

NOTE 11: ECONOMIC DEPENDENCY

The Housing Choice Voucher Program is economically dependent on annual contributions and grants from HUD. The program operates at a loss prior to receiving the contributions and grants.

NOTE 12: IMPAIRMENT OF CAPITAL ASSETS

In accordance with new financial reporting standards issued by the Government Accounting Standards Board's, "Statement No. 42, "Accounting and Financial Reporting for Impairment of Capital Assets and for Insurance Recoveries" requires certain note disclosures. There were no permanent impairments experienced by the Authority that required material adjustments to the Statement of Net Assets.

NOTE 13: INTERFUND RECEIVABLES AND PAYABLES

The following interfund activity was incurred during normal operating activities:

	Due To	Due From
Business Activities	\$ -	\$ 613,502
Component Units	613,502	-
Interfund Eliminations	(531,332)	(531,332)
	<u>\$ 82,170</u>	<u>\$ 82,170</u>

HARRISONBURG REDEVELOPMENT AND HOUSING AUTHORITY

NOTES TO THE FINANCIAL STATEMENTS
FOR THE YEAR ENDED DECEMBER 31, 2018

NOTE 14: DEFINED CONTRIBUTION PENSION PLAN

The Authority offers a defined contribution pension plan for eligible employees administered by the John Hancock Retirement Plan Services. A defined contribution pension plan provides pension benefits in return for services rendered, provides an individual account for each participant, and specifies how contributions to the individuals' account are to be determined instead of specifying the amount of benefits the individual is to receive. Under a defined contribution pension plan, the benefits a participant will receive depends solely on the amount contributed to the participant's account, the returns earned on investments of those contributions, and the forfeitures of other participants' benefits that may be allocated to such participant's account. All "full-time Employees" shall participate in the Plan on the first day of the month after attaining age 21 and completing one year of continuous and uninterrupted employment. All "part-time" employees are eligible to participate in the Plan once they work 1,000 hours. Participating employees shall vest in the employer's contributions at the rate of twenty percent for each full year of continuous employment. Forfeitures of the accounts of partially vested terminated participants in excess of plan expenses shall be reallocated among the accounts of remaining participants. There were no forfeitures during fiscal year ended December 31, 2018, and no outstanding liability due to the plan.

The Authority contributes an amount equal to 7.5% of each participating employee's annual compensation to the plan. Pension costs are expensed as incurred and the Authority recognized total pension expense of \$74,189 for the year ended December 31, 2018. The total covered payroll for the year ended December 31, 2018, was \$989,187.

NOTE 15: NONCURRENT LIABILITIES

Noncurrent liabilities at December 31, 2018, consisted of the following:

	Balance 12/31/2017	Increases	Decreases	Long-Term Balance 12/31/2018	Current Portion
Long-Term Debt, Net of Current	\$ 11,278,954	\$ -	\$ (708,442)	\$ 10,570,512	\$ 711,599
Long-Term Compensated Absences	62,034	106	(5,112)	57,028	6,339
Non-Current Liabilities - Other	586,562	25,808	(27,009)	585,361	-
Total Non-Current Liabilities	<u>\$ 11,927,550</u>	<u>\$ 25,914</u>	<u>\$ (740,563)</u>	<u>\$ 11,212,901</u>	<u>\$ 717,938</u>

HARRISONBURG REDEVELOPMENT AND HOUSING AUTHORITY

NOTES TO THE FINANCIAL STATEMENTS
FOR THE YEAR ENDED DECEMBER 31, 2018

NOTE 15: NONCURRENT LIABILITIES – Continued

Notes Payable: Section 8 New Construction/Substantial Rehabilitation

The Authority originally issued a Renovation and Refinancing Project Revenue bond in 2011, in the amount of \$1,730,000 to finance the complete renovations and refinance debt on the 61-unit JR Polly Lineweaver building. The bonds are payable through United Bank. The bond was refinanced in 2017 in the amount of \$1,347,171. The first principal and interest payment (3.10% per annum) is due monthly beginning August 21, 2017, and ends October 21, 2031. As of December 31, 2018, the balance on the bond was \$1,240,048.

	<u>Principal</u>	<u>Interest</u>	<u>Total</u>
2019	\$ 78,676	\$ 37,322	\$ 115,998
2020	81,146	34,849	115,995
2021	83,698	32,297	115,995
2022	86,330	29,665	115,995
2023	89,044	26,951	115,995
2024 to 2028	489,024	90,951	579,975
2029 to 2032	332,130	16,101	348,231
	<u>\$ 1,240,048</u>	<u>\$ 268,136</u>	<u>\$ 1,508,184</u>

Notes Payable: Business Activities

The \$3,500,000 General Obligation Public Improvement Bonds, Series 2006, will be used to renovate certain housing units that it owns and to refinance loans in the Local Community Development Fund. The Bond was issued by the City of Harrisonburg. The bond is payable through Davenport & Company, L.L.C., and principal payments start February 2010 and end February 2033 with an average interest cost of 4.3%. As of December 31, 2018, the Authority owes \$2,305,000 to the City of Harrisonburg on the bonds.

	<u>Principal</u>	<u>Interest</u>	<u>Total</u>
2019	\$ 120,000	\$ 97,100	\$ 217,100
2020	130,000	91,100	221,100
2021	135,000	84,600	219,600
2022	140,000	77,850	217,850
2023	150,000	76,850	226,850
2024 to 2028	835,000	254,900	1,089,900
2029 to 2033	795,000	81,200	876,200
	<u>\$ 2,305,000</u>	<u>\$ 763,600</u>	<u>\$ 3,068,600</u>

HARRISONBURG REDEVELOPMENT AND HOUSING AUTHORITY

NOTES TO THE FINANCIAL STATEMENTS
FOR THE YEAR ENDED DECEMBER 31, 2018

NOTE 15: NONCURRENT LIABILITIES – Continued

Notes Payable: Business Activities – Continued

The \$6,436,515 General Obligation Public Improvement Bonds, Series 2009A-2, will be used to renovate certain housing units that it owns and to refinance the Authority's outstanding Revenue Note issued to Newbridge Bank in the original principal amount of \$2,000,000. The Bond was issued by the City Of Harrisonburg. The bond is payable through Davenport & Company, L.L.C., and principal payments start February 2010 and end August 2029 with an average interest cost of 4.5%. As of December 31, 2018, the Authority owes \$4,070,000 to the City of Harrisonburg on the bonds.

	<u>Principal</u>	<u>Interest</u>	<u>Total</u>
2019	\$ 310,000	129,275	\$ 439,275
2020	325,000	118,125	443,125
2021	335,000	104,925	439,925
2022	345,000	93,050	438,050
2023	360,000	82,475	442,475
2024 to 2028	1,965,000	238,225	2,203,225
2029	430,000	7,525	437,525
	<u>\$ 4,070,000</u>	<u>\$ 773,600</u>	<u>\$ 4,843,600</u>

On December 21, 2010, Franklin Heights, L.L.C. purchased property for the purpose of renovating 25 affordable housing units. The property was purchased for \$1,700,000, of which Franklin Heights has a seller financed note payable to Forkovitch Family in the amount of \$1,300,000. Principal and interest (5.0% per annum) is due monthly beginning January 21, 2011 and ending December 21, 2030. As of December 31, 2018, the Authority owes the Forkovitch Family \$927,615.

	<u>Principal</u>	<u>Interest</u>	<u>Total</u>
2019	\$ 57,887	45,066	\$ 102,953
2020	60,849	42,104	102,953
2021	63,962	38,991	102,953
2022	67,234	35,719	102,953
2023	70,674	32,279	102,953
2024 to 2028	411,452	103,314	514,766
2029 to 2031	195,557	10,347	205,904
	<u>\$ 927,615</u>	<u>\$ 307,820</u>	<u>\$ 1,235,435</u>

HARRISONBURG REDEVELOPMENT AND HOUSING AUTHORITY

NOTES TO THE FINANCIAL STATEMENTS
FOR THE YEAR ENDED DECEMBER 31, 2018

NOTE 15: NONCURRENT LIABILITIES – Continued

Notes Payable: Business Activities - Continued

The Authority originally issued Acquisition and Renovation Revenue bonds in 2011 in the amount of \$1,200,000 to finance the remainder of Franklin Heights, L.L.C.'s property purchase price and the cost of renovations. The bonds are payable through United Bank. The bonds were refinanced in 2017 in the amount of \$946,675. The first principal and interest payment (3.10% per annum) is due monthly beginning August 21, 2017, and ends January 21, 2031. As of December 31, 2018, the balance on the loan was \$871,497.

	<u>Principal</u>	<u>Interest</u>	<u>Total</u>
2019	\$ 55,285	\$ 26,227	\$ 81,512
2020	57,023	24,489	81,512
2021	58,816	22,696	81,512
2022	60,665	20,846	81,511
2023	62,573	18,939	81,512
2024 to 2028	343,645	63,912	407,557
2029 to 2031	233,490	11,314	244,804
	<u>\$ 871,497</u>	<u>\$ 188,423</u>	<u>\$ 1,059,920</u>

On September 21, 2017, The Authority issued a Bank Qualified Series 2017 Revenue bond in the amount of \$650,000 at 2.60% to finance the renovation of the basement of the Bridgeport Building in order to lease such space to the Harrisonburg Rockingham Social Services District. The bonds are payable through Bank of the James, with principal and interest being payable in 240 monthly installments commencing on October 21, 2017. As of December 31, 2018, the balance on the bond was \$619,690.

	<u>Principal</u>	<u>Interest</u>	<u>Total</u>
2019	\$ 25,981	\$ 15,776	\$ 41,757
2020	26,568	15,095	41,663
2021	27,267	14,396	41,663
2022	27,985	13,678	41,663
2023	28,721	12,942	41,663
2024 to 2028	155,347	52,968	208,315
2029 to 2033	176,889	31,426	208,315
2034 to 2037	150,932	7,651	158,583
	<u>\$ 619,690</u>	<u>\$ 163,932</u>	<u>\$ 783,622</u>

HARRISONBURG REDEVELOPMENT AND HOUSING AUTHORITY

NOTES TO THE FINANCIAL STATEMENTS
FOR THE YEAR ENDED DECEMBER 31, 2018

NOTE 15: NONCURRENT LIABILITIES – Continued

Notes Payable: Component Units

On April 22, 2005, One Fifty South Main L.L.C. issued a Bank Qualified Series 2005 Bonds in the amount of \$750,000 at 4.14% interest in order to acquire and renovate a building for the purpose of opening a children's museum. On January 1, 2018, the loan was refinanced to a rate of 5.0402%. The bonds will be paid in full in 2020. The property deed of trust and revenues generated from the property serve as security for the bonds. The City of Harrisonburg has pledged a non-binding moral obligation pledge to pay costs of operating; insuring and maintaining the property, including debt service on the borrowed funds, to the extent revenues are insufficient to pay such costs. The loan calls for semi-annual payments to SunTrust Bank in the amount of \$33,834. As of December 31, 2018, the balance of the bond was \$98,261.

	<u>Principal</u>	<u>Interest</u>	<u>Total</u>
2019	\$ 63,570	\$ 5,950	\$ 69,520
2020	34,691	682	35,373
	<u>\$ 98,261</u>	<u>\$ 6,632</u>	<u>\$ 104,893</u>

Commerce Village, L.L.C.

HRHA is owed a note payable by CV in the amount of \$58,000 for the permanent financing of the project. The note is secured by a deed of trust in the project and accrues interest at 1.50% per annum. At December 31, 2018, the balance of accrued interest is \$2,537. The note is administered by the Virginia Department of Housing and Community Development (DHCD) through the Permanent Supportive Housing grant program.

CV also has a DHCD HOME loan in the amount of \$342,000 and is secured by a deed of trust. The loan has a stated interest rate of 1.50% and Interest only payments of \$428 are due monthly and the mortgage is due and payable in full on March 1, 2036.

CV has another DHCD Housing Trust Fund loan in the amount of \$750,000 and is secured by a deed of trust and has a stated interest rate of 1.50%. Interest only payments of \$938 are due monthly and the mortgage is due and payable in full on March 1, 2036.

HARRISONBURG REDEVELOPMENT AND HOUSING AUTHORITY

NOTES TO THE FINANCIAL STATEMENTS
FOR THE YEAR ENDED DECEMBER 31, 2018

NOTE 15: NONCURRENT LIABILITIES – Continued

Conduit Debt:

HRHA serves as a financing conduit for the issuance of Tax Exempt Revenue Bonds used for the development of various Housing Projects. HRHA receives an origination fee as well as yearly administration fees for performing this service. The respective properties are used as collateral for payment of these bonds and HRHA is not liable for payment in the event of default. All principal is guaranteed through Governmental insurance (ex. FHA) or private insurance. All projects are for 103b(4)A Housing projects. The Bonds issued to date, which are not part of these financial statements, are as follows:

Revenue Bonds	Date Issued	Amount of Issue	Balance Outstanding
Huntington Village	6/1/2001	\$ 10,400,000	\$ 7,815,000
Cold Harbor Garden	12/13/2004	8,800,000	-
Woodman West Apts.	2/12/2008	9,950,000	9,950,000
Oakmeade Apts.	2/9/2012	4,700,000	4,350,000
TOTAL		<u>\$ 33,850,000</u>	<u>\$ 22,115,000</u>

NOTE 16: SUBSEQUENT EVENTS

Management has evaluated subsequent events through September 9, 2019, the date on which the financial statements were available to be issued. The Bank Qualified Series 2017 Revenue bond issued in 2017 for the Bridgeport Building and discussed in Note 15 on page 27 was refinanced on January 28, 2019 from 2.60% to 3.02%.

NOTE 17: COMPONENT UNITS

A condensed presentation of the component units financial statements can be found on the following page.

HARRISONBURG REDEVELOPMENT AND HOUSING AUTHORITY
NOTES TO THE FINANCIAL STATEMENTS
FOR THE YEAR ENDED DECEMBER 31, 2018

NOTE 17: COMPONENT UNITS – Continued

	Shenandoah Housing Corp	Lineweaver Annex Corp	Commerce Village Mgt, LLC	150 South Main, LLC	Commerce Village, LLC	Discretely Presented Component Units TOTAL
<u>Statement of Net Assets- Balance Sheet</u>						
Cash	\$ -	\$ -	\$ -	\$ -	\$ 95,693	\$ 95,693
Other Current Assets	663	663	-	-	35,036	36,362
Noncurrent Assets	865,225	-	92	453,093	3,633,190	4,951,600
Total Assets	865,888	663	92	453,093	3,763,919	5,083,655
<u>Liabilities</u>						
Current Liabilities	2,182	37,298	1,595	42,497	121,835	205,407
Long Term Liabilities	-	-	-	98,260	1,468,274	1,566,534
Total Liabilities	2,182	37,298	1,595	140,757	1,590,109	1,771,941
<u>Net Assets - Equity</u>						
Net Assets	\$ 863,706	\$ (36,635)	\$ (1,503)	\$ 312,336	\$ 2,173,810	\$ 3,311,714
<u>Statement of Activities - Income Statement</u>						
Revenues	\$ -	\$ -	\$ -	\$ 3,539	\$ 186,713	\$ 190,252
Other	429	-	-	64,128	5,623	70,180
Total Revenue	429	-	-	67,667	192,336	260,432
<u>Expenses</u>						
Administrative	1,134	325	385	210	41,187	43,241
Maintenance and Operations	-	-	-	-	60,973	60,973
General	113	113	-	-	7,707	7,933
Depreciation	-	-	-	25,456	126,553	152,009
Total Expenses	1,247	438	385	25,666	236,420	264,156
Operating Income <Loss>	(818)	(438)	(385)	42,001	(44,084)	(3,724)
Less: Interest Expense	-	-	-	6,860	26,164	33,024
Income <Loss>	(818)	(438)	(385)	35,141	(70,248)	(36,748)
Beginning Net Assets (Equity)	864,524	(36,197)	(1,118)	277,195	2,244,058	3,348,462
Equity Transfer/Prior Year Adjustment	-	-	-	-	-	-
Ending Net Assets (Equity)	\$ 863,706	\$ (36,635)	\$ (1,503)	\$ 312,336	\$ 2,173,810	\$ 3,311,714

HARRISONBURG REDEVELOPMENT AND HOUSING AUTHORITY
NOTES TO THE FINANCIAL STATEMENTS
FOR THE YEAR ENDED DECEMBER 31, 2018

NOTE 17: COMPONENT UNITS – Continued

	Shenandoah Housing Corp	Lineweaver Annex Corp	Commerce Village Mgt, LLC	150 South Main, L.L.C.	Commerce Village, L.L.C.	Discretely Presented Component Units
Cash flows from operating activities:						
Cash received from tenants	\$ -	\$ -	\$ -	\$ -	\$ 189,762	\$ 189,762
Cash received from other sources	1,910	-	-	67,668	(1,041)	68,537
Cash paid for goods and services	-	-	-	-	(47,864)	(47,864)
Cash paid for employees and administrative	(1,910)	-	-	(97)	(41,234)	(43,241)
Cash paid for other	-	-	-	-	(8,013)	(8,013)
Net cash provided (used) by operating activities	-	-	-	67,571	91,610	159,181
Cash flows from capital and related financing activities:						
Purchases, sales and construction of capital assets	-	-	-	-	1	1
Principal paid on capital debt	-	-	-	(60,711)	-	(60,711)
Interest Paid on Capital Debt	-	-	-	(6,860)	(26,166)	(33,026)
Net cash (used) for capital and related financing activities	-	-	-	(67,571)	(26,165)	(93,736)
Cash flows from investing activities:						
(Increase) Decrease in Investments	-	-	-	-	(9,348)	(9,348)
Net cash provided by investing activities	-	-	-	-	(9,348)	(9,348)
Net increase (decrease) in cash and cash equivalents	-	-	-	-	56,097	56,097
Cash and cash equivalents at beginning of year	-	-	-	-	39,596	39,596
Cash and cash equivalents at end of year	\$ -	\$ -	\$ -	\$ -	\$ 95,693	\$ 95,693
Cash and Cash Equivalents:						
Unrestricted	\$ -	\$ -	\$ -	\$ -	\$ 80,596	\$ 80,596
Restricted	-	-	-	-	15,097	15,097
Total Cash and Cash Equivalents	\$ -	\$ -	\$ -	\$ -	\$ 95,693	\$ 95,693
Noncash Investing, Capital, and Financing Activities						
Accrued Contingent liability						
Reconciliation of operating income (loss) to net cash provided (used) by operating activities:						
Operating income (loss)	\$ (818)	\$ (438)	\$ (385)	\$ 42,001	\$ (44,084)	\$ (3,724)
Adjustments to reconcile operating income to net cash provided (used) by operating activities:						
Depreciation expense	-	-	-	25,456	126,553	152,009
(Increase) Decrease in Receivables	-	-	-	-	(490)	(490)
(Increase) Decrease in Prepaid Expenses	(663)	(663)	-	-	(317)	(1,643)
Increase (Decrease) in Accounts payable	-	-	-	-	(313)	(313)
Increase (Decrease) in Accrued expenses	-	-	-	(96)	36,601	36,505
Increase (Decrease) in Tenant Security Deposits	-	-	-	-	(82)	(82)
Increase (Decrease) in Other liabilities	-	-	-	-	643	643
Increase (Decrease) in Interprogram due to	1,481	1,101	385	210	-	3,177
Increase (Decrease) in Noncurrent liabilities	-	-	-	-	(26,903)	(26,903)
Net cash provided (used) by operating activities	\$ -	\$ -	\$ -	\$ 67,571	\$ 91,608	\$ 159,179

SUPPLEMENTAL INFORMATION

Harrisonburg Redevelopment & Housing Authority (VA014)
Harrisonburg, VA

Entity Wide Balance Sheet Summary

Submission Type: Audited/Single

Fiscal Year End: 12/31/2018

	14.896 PIH Family Self- Sufficiency Program	14.191 Multifamily Housing Service Coordinators	14.267 Continuum of Care Program	14.219 Community Development Block Grants/Small Cities Program	14.871 Housing Choice Vouchers	6.1 Component Unit - Discretely Presented	6.2 Component Unit - Blended	14.182 N/C S/R Section 8 Programs	2 State/Local	1 Business Activities	14.879 Mainstream Vouchers	Subtotal	ELIM	Total
111 Cash - Unrestricted					\$84,516	\$80,596				\$207,552		\$372,664		\$372,664
112 Cash - Restricted - Modernization and Development														
113 Cash - Other Restricted					\$345,700						\$29,256	\$374,956		\$374,956
114 Cash - Tenant Security Deposits						\$15,097	\$109,033	\$14,783		\$29,891		\$168,804		\$168,804
115 Cash - Restricted for Payment of Current Liabilities														
100 Total Cash	\$0	\$0	\$0	\$0	\$430,216	\$95,693	\$109,033	\$14,783	\$0	\$237,443	\$29,256	\$916,424	\$0	\$916,424
121 Accounts Receivable - PHA Projects														
122 Accounts Receivable - HUD Other Projects														
124 Accounts Receivable - Other Government														
125 Accounts Receivable - Miscellaneous										\$6,475		\$6,475		\$6,475
126 Accounts Receivable - Tenants						\$3,961	\$93,777	\$16,512		\$21,707		\$135,957		\$135,957
126.1 Allowance for Doubtful Accounts - Tenants						-\$1,470	-\$40,151	-\$7,141		-\$9,340		-\$58,102		-\$58,102
126.2 Allowance for Doubtful Accounts - Other										\$0		\$0		\$0
127 Notes, Loans, & Mortgages Receivable - Current														
128 Fraud Recovery					\$37,222							\$37,222		\$37,222
128.1 Allowance for Doubtful Accounts - Fraud					-\$37,222							-\$37,222		-\$37,222
129 Accrued Interest Receivable														
120 Total Receivables, Net of Allowances for Doubtful Accounts	\$0	\$0	\$0	\$0	\$0	\$2,491	\$53,626	\$9,371	\$0	\$18,842	\$0	\$84,330	\$0	\$84,330
131 Investments - Unrestricted														
132 Investments - Restricted						\$25,955						\$25,955		\$25,955
135 Investments - Restricted for Payment of Current Liability														
142 Prepaid Expenses and Other Assets					\$3,282	\$7,916	\$10,469	\$65,273		\$7,404		\$94,344		\$94,344
143 Inventories							\$3,564					\$3,564		\$3,564
143.1 Allowance for Obsolete Inventories							-\$356					-\$356		-\$356
144 Inter Program Due From										\$613,502		\$613,502	-\$531,332	\$82,170
145 Assets Held for Sale														
150 Total Current Assets	\$0	\$0	\$0	\$0	\$433,498	\$132,055	\$176,336	\$89,427	\$0	\$877,191	\$29,256	\$1,737,763	-\$531,332	\$1,206,431
161 Land						\$376,000	\$900,064	\$225,580		\$519,242		\$2,020,886		\$2,020,886
162 Buildings						\$3,583,015	\$10,741,570	\$1,853,881		\$5,019,059		\$21,197,525		\$21,197,525
163 Furniture, Equipment & Machinery - Dwellings					\$60,773	\$53,339	\$101,377	\$40,664				\$256,153		\$256,153
164 Furniture, Equipment & Machinery - Administration					\$1,530	\$42,518	\$77,937	\$5,238		\$296,027		\$423,250		\$423,250
165 Leasehold Improvements						\$711,216	\$6,631,072	\$1,013,114		\$574,978		\$8,930,380		\$8,930,380
166 Accumulated Depreciation					-\$62,303	-\$679,805	-\$7,634,216	-\$2,147,422		-\$3,463,491		-\$13,987,237		-\$13,987,237
167 Construction in Progress														
168 Infrastructure														
160 Total Capital Assets, Net of Accumulated Depreciation	\$0	\$0	\$0	\$0	\$0	\$4,086,283	\$10,817,804	\$991,055	\$0	\$2,945,815	\$0	\$18,840,957	\$0	\$18,840,957
171 Notes, Loans and Mortgages Receivable - Non-Current										\$433,233		\$433,233		\$433,233
172 Notes, Loans, & Mortgages Receivable - Non Current - Past Due														
173 Grants Receivable - Non Current														
174 Other Assets						\$865,317				\$153,100		\$1,018,417		\$1,018,417
176 Investments in Joint Ventures														
180 Total Non-Current Assets	\$0	\$0	\$0	\$0	\$0	\$4,951,600	\$10,817,804	\$991,055	\$0	\$3,532,148	\$0	\$20,292,607	\$0	\$20,292,607
200 Deferred Outflow of Resources														
290 Total Assets and Deferred Outflow of Resources	\$0	\$0	\$0	\$0	\$433,498	\$5,083,655	\$10,994,140	\$1,080,482	\$0	\$4,409,339	\$29,256	\$22,030,370	-\$531,332	\$21,499,038

Harrisonburg Redevelopment & Housing Authority (VA014)
Harrisonburg, VA

Entity Wide Balance Sheet Summary

Submission Type: Audited/Single

Fiscal Year End: 12/31/2018

	14.896 PIH Family Self- Sufficiency Program	14.191 Multifamily Housing Service Coordinators	14.267 Continuum of Care Program	14.219 Community Development Block Grants/Small Cities Program	14.871 Housing Choice Vouchers	6.1 Component Unit - Discretely Presented	6.2 Component Unit - Blended	14.182 NC SR Section 8 Programs	2 State/Local	1 Business Activities	14.879 Mainstream Vouchers	Subtotal	ELIM	Total
311 Bank Overdraft														
312 Accounts Payable <= 90 Days					\$217	\$4,475	\$9,910	\$13,129		\$17,123		\$44,854		\$44,854
313 Accounts Payable >90 Days Past Due														
321 Accrued Wage/Payroll Taxes Payable					\$13,583	\$852	\$14,656	\$4,286		\$13,500		\$46,877		\$46,877
322 Accrued Compensated Absences - Current Portion					\$1,777	\$146	\$1,962	\$593		\$1,841		\$6,339		\$6,339
324 Accrued Contingency Liability														
325 Accrued Interest Payable						\$38,195	\$110,542					\$148,737		\$148,737
331 Accounts Payable - HUD PHA Programs														
332 Account Payable - PHA Projects														
333 Accounts Payable - Other Government														
341 Tenant Security Deposits														
342 Unearned Revenue						\$15,097	\$108,007	\$13,854		\$28,372		\$165,130		\$165,130
343 Current Portion of Long-term Debt - Capital Projects/Mortgage Revenue						\$902	\$1,910					\$2,812		\$2,812
344 Current Portion of Long-term Debt - Operating Borrowings						\$63,570	\$543,172	\$78,876		\$25,981		\$711,599		\$711,599
345 Other Current Liabilities														
346 Accrued Liabilities - Other														
347 Inter Program - Due To														
348 Loan Liability - Current														
310 Total Current Liabilities	\$0	\$0	\$0	\$0	\$15,577	\$205,407	\$1,304,295	\$127,754	\$0	\$56,617	\$0	\$1,739,850	\$531,332	\$1,208,518
351 Long-term Debt, Net of Current - Capital Projects/Mortgage Revenue						\$1,184,691	\$7,630,940	\$1,161,172		\$593,709		\$10,570,512		\$10,570,512
352 Long-term Debt, Net of Current - Operating Borrowings														
353 Non-current Liabilities - Other					\$95,073	\$380,533		\$109,755				\$585,361		\$585,361
354 Accrued Compensated Absences - Non Current					\$15,988	\$1,310	\$17,833	\$5,331		\$16,566		\$37,028		\$37,028
355 Loan Liability - Non Current														
356 FASB 5 Liabilities														
357 Accrued Pension and OPEB Liabilities														
350 Total Non-Current Liabilities	\$0	\$0	\$0	\$0	\$111,061	\$1,566,534	\$7,648,773	\$1,276,258	\$0	\$610,275	\$0	\$11,212,901	\$0	\$11,212,901
300 Total Liabilities	\$0	\$0	\$0	\$0	\$126,638	\$1,771,941	\$8,953,068	\$1,404,012	\$0	\$697,092	\$0	\$12,962,751	\$531,332	\$12,421,419
400 Deferred Inflow of Resources														
508.4 Net Investment in Capital Assets														
511.4 Restricted Net Position					\$0	\$250,827		\$-248,993		\$2,326,125	\$0	\$7,558,848		\$7,558,848
512.4 Unrestricted Net Position	\$0	\$0	\$0	\$0	\$56,233	\$473,690	\$-862,620	\$-74,537	\$0	\$1,386,122	\$29,256	\$779,883		\$779,883
513 Total Equity - Net Assets / Position	\$0	\$0	\$0	\$0	\$306,860	\$3,311,714	\$2,041,072	\$-323,530	\$0	\$3,712,247	\$29,256	\$9,077,619	\$0	\$9,077,619
600 Total Liabilities, Deferred Inflows of Resources and Equity - Net	\$0	\$0	\$0	\$0	\$433,498	\$5,083,655	\$10,994,140	\$1,080,482	\$0	\$4,409,339	\$29,256	\$22,030,370	\$-531,332	\$21,499,038

Harrisonburg Redevelopment & Housing Authority (VA014)
Harrisonburg, VA

Entity Wide Revenue and Expense Summary
Submission Type: Fiscal Year End: 12/31/2018

	14.896 PIH Family Self- Sufficiency Program	14.191 Multifamily Housing Service Coordinators	14.267 Continuum of Care Program	14.219 Community Development Block Grants/Small Cities Program	14.871 Housing Choice Vouchers	6.1 Component Unit - Discretely Presented	6.2 Component Unit - Blended	14.182 N/C S/R Section 8 Programs	2 State/Local	1 Business Activities	14.879 Mainstream Vouchers	Subtotal	ELIM	Total
70300 Net Tenant Rental Revenue						\$186,713	\$1,404,714	\$163,492		\$528,049		\$2,282,968		\$2,282,968
70400 Tenant Revenue - Other						\$3,539	\$28,815	\$12,059		\$9,665		\$54,078		\$54,078
70500 Total Tenant Revenue	\$0	\$0	\$0	\$0	\$0	\$190,252	\$1,433,529	\$175,551	\$0	\$537,714	\$0	\$2,337,046		\$2,337,046
70600 HUD PHA Operating Grants	\$28,444	\$65,287	\$86,108		\$6,193,357			\$264,430			\$29,706	\$6,667,332		\$6,667,332
70610 Capital Grants				\$140,000								\$140,000		\$140,000
70710 Management Fee														
70720 Asset Management Fee														
70730 Book Keeping Fee														
70740 Front Line Service Fee														
70750 Other Fees														
70700 Total Fee Revenue														
70800 Other Government Grants									\$47,218			\$47,218		\$47,218
71100 Investment Income - Unrestricted										\$1		\$1		\$1
71200 Mortgage Interest Income														
71300 Proceeds from Disposition of Assets Held for Sale														
71310 Cost of Sale of Assets														
71400 Fraud Recovery					\$26,460							\$26,460		\$26,460
71500 Other Revenue					\$9,760	\$69,831		\$3,700		\$75,123		\$158,414		\$158,414
71600 Gain or Loss on Sale of Capital Assets														
72000 Investment Income - Restricted						\$349						\$349		\$349
70000 Total Revenue	\$28,444	\$65,287	\$86,108	\$140,000	\$6,229,577	\$260,432	\$1,433,529	\$443,681	\$47,218	\$612,838	\$29,706	\$9,376,820		\$9,376,820
91100 Administrative Salaries	\$28,444	\$45,215	\$45,158		\$261,594	\$13,200	\$204,124	\$59,118	\$36,663	\$181,228		\$874,744		\$874,744
91200 Auditing Fees					\$8,000	\$1,000	\$1,600	\$2,000		\$3,740		\$16,340		\$16,340
91300 Management Fee														
91310 Book-keeping Fee														
91400 Advertising and Marketing														
91500 Employee Benefit contributions - Administrative		\$11,295	\$14,814		\$89,691	\$4,164	\$62,712	\$18,832	\$14,788	\$55,206		\$271,502		\$271,502
91600 Office Expenses			\$2,492		\$7,391	\$1,031	\$5,162	\$2,594		\$8,331		\$27,001		\$27,001
91700 Legal Expense						\$480	\$1,984	\$1,437		\$25,741		\$29,642		\$29,642
91800 Travel			\$6,014		\$7,155	\$904	\$1,434	\$880		\$28,678		\$45,065		\$45,065
91810 Allocated Overhead														
91900 Other			\$13,902		\$36,047	\$21,532	\$20,648	\$10,511	\$1,754	\$58,211		\$164,605		\$164,605
91000 Total Operating - Administrative	\$28,444	\$56,510	\$82,380	\$0	\$411,878	\$42,311	\$297,664	\$95,372	\$53,205	\$361,135	\$0	\$1,428,899		\$1,428,899
92000 Asset Management Fee														
92100 Tenant Services - Salaries														
92200 Relocation Costs														
92300 Employee Benefit Contributions - Tenant Services														
92400 Tenant Services - Other		\$8,777				\$930	\$469	\$671		\$671		\$11,518		\$11,518
92500 Total Tenant Services	\$0	\$8,777	\$0	\$0	\$0	\$930	\$469	\$671	\$0	\$671	\$0	\$11,518		\$11,518
93100 Water						\$3,851	\$-2,131	\$7,761		\$8,137		\$17,618		\$17,618
93200 Electricity						\$18,685	\$9,105	\$77,311		\$50,306		\$155,407		\$155,407
93300 Gas						\$1,914	\$1,372			\$1,095		\$4,381		\$4,381
93400 Fuel														
93500 Labor														

Harrisonburg Redevelopment & Housing Authority (VA014)
Harrisonburg, VA

Entity Wide Revenue and Expense Summary

Submission Type:

Fiscal Year End: 12/31/2018

	14,896 PIH Family Self- Sufficiency Program	14,191 Multifamily Housing Service Coordinators	14,267 Continuum of Care Program	14,219 Community Development Block Grants/Small Cities Program	14,871 Housing Choice Vouchers	6.1 Component Unit - Discreetly Presented	6.2 Component Unit - Blended	14,182 N/C SR Section 8 Programs	2 State/Local	1 Business Activities	14,879 Mainstream Vouchers	Subtotal	ELIM	Total
93600 Sewer						\$11,141	\$-3,324	\$23,195		\$22,282		\$53,294		\$53,294
93700 Employee Benefit Contributions - Utilities														
93800 Other Utilities Expense														
93900 Total Utilities	\$0	\$0	\$0	\$0	\$0	\$35,591	\$5,022	\$108,267	\$0	\$81,820	\$0	\$230,700		\$230,700
94100 Ordinary Maintenance and Operations - Labor						\$3,933	\$135,189	\$38,275		\$61,776		\$239,173		\$239,173
94200 Ordinary Maintenance and Operations - Materials and Other						\$1,709	\$32,422	\$6,057		\$21,294		\$61,482		\$61,482
94300 Ordinary Maintenance and Operations Contracts						\$18,016	\$87,428	\$53,058		\$61,587		\$220,089		\$220,089
94500 Employee Benefit Contributions - Ordinary Maintenance						\$1,724	\$38,268	\$12,203		\$19,323		\$71,518		\$71,518
94600 Total Maintenance	\$0	\$0	\$0	\$0	\$0	\$25,382	\$293,307	\$109,563	\$0	\$163,980	\$0	\$592,262		\$592,262
95100 Protective Services - Labor														
95200 Protective Services - Other Contract Costs														
95300 Protective Services - Other														
95500 Employee Benefit Contributions - Protective Services														
95600 Total Protective Services	\$0	\$0	\$0	\$0	\$0	\$0	\$0	\$0	\$0	\$0	\$0	\$0		\$0
96110 Property Insurance					\$596	\$3,263	\$24,704	\$6,262		\$6,377		\$41,202		\$41,202
96120 Liability Insurance					\$205	\$1,107	\$5,563	\$1,867		\$2,048		\$10,790		\$10,790
96130 Workmen's Compensation					\$5,599	\$747	\$6,386	\$2,005		\$7,116		\$21,853		\$21,853
96140 All Other Insurance					\$2,677	\$608	\$4,221	\$2,934		\$3,639		\$14,079		\$14,079
96160 Total Insurance Premiums	\$0	\$0	\$0	\$0	\$9,077	\$5,725	\$40,874	\$13,068	\$0	\$19,180	\$0	\$87,924		\$87,924
96200 Other General Expenses						\$12	\$23,645					\$23,657		\$23,657
96210 Compensated Absences					\$5,724							\$5,724		\$5,724
96300 Payments in Lieu of Taxes						\$2,194	\$7,128	\$5,546		\$3,787		\$18,655		\$18,655
96400 Bad debt - Tenant Rents														
96500 Bad debt - Mortgages														
96600 Bad debt - Other														
96800 Severance Expense														
96900 Total Other General Expenses	\$0	\$0	\$0	\$0		\$2,206	\$30,773	\$5,546	\$0	\$3,787	\$0	\$16,857		\$16,857
96710 Interest of Mortgage (or Bonds) Payable						\$33,026	\$319,676	\$40,264		\$19,223		\$412,189		\$412,189
96720 Interest on Notes Payable (Short and Long Term)														
96730 Amortization of Bond Issue Costs														
96700 Total Interest Expense and Amortization Cost	\$0	\$0	\$0	\$0	\$0	\$33,026	\$319,676	\$40,264	\$0	\$19,223	\$0	\$412,189		\$412,189
96900 Total Operating Expenses	\$28,444	\$65,287	\$82,380	\$0	\$395,500	\$145,171	\$987,765	\$372,781	\$53,205	\$649,796	\$0	\$2,780,349		\$2,780,349
97000 Excess of Operating Revenue over Operating Expenses	\$0	\$0	\$3,728	\$140,000	\$5,834,077	\$115,261	\$445,744	\$70,900	-\$5,987	-\$36,958	\$29,706	\$6,596,471		\$6,596,471
97100 Extraordinary Maintenance														
97200 Casualty Losses - Non-capitalized														
97300 Housing Assistance Payments					\$5,624,765						\$450	\$5,625,215		\$5,625,215
97350 HAP Portability-In														
97400 Depreciation Expense						\$152,009	\$784,895	\$103,377		\$193,338		\$1,233,619		\$1,233,619
97500 Fraud Losses														
97600 Capital Outlays - Governmental Funds														
97700 Debt Principal Payment - Governmental Funds														

Harrisonburg Redevelopment & Housing Authority (VA014)
Harrisonburg, VA

Entity Wide Revenue and Expense Summary

Submission Type:

Fiscal Year End: 12/31/2018

	14.896 PIH Family Self- Sufficiency Program	14.191 Multifamily Housing Service Coordinators	14.267 Continuum of Care Program	14.219 Community Development Block Grants/Small Cities Program	14.871 Housing Choice Vouchers	6.1 Component Unit - Discretely Presented	6.2 Component Unit - Blended	14.182 N/C S/R Section 8 Programs	2 State/Local	1 Business Activities	14.879 Mainstream Vouchers	Subtotal	ELIM	Total
97600 Dwelling Units Rent Expense														
90000 Total Expenses	\$28,444	\$65,287	\$92,380	\$0	\$5,020,265	\$297,180	\$1,772,680	\$476,158	\$53,205	\$843,134	\$450	\$9,639,183		\$9,639,183
10020 Operating Transfer In							\$140,000		\$5,987	\$3,728		\$149,715		\$149,715
10030 Operating Transfers from/to Primary Government														
10040 Operating Transfers from/to Component Unit														
10050 Proceeds from Notes, Loans and Bonds														
10060 Proceeds from Property Sales														
10070 Extraordinary Items, Net Gain/Loss														
10080 Special Items (Net Gain/Loss)														
10091 Inter Project Excess Cash Transfer In														
10092 Inter Project Excess Cash Transfer Out														
10093 Transfers between Program and Project - In														
10094 Transfers between Project and Program - Out														
10100 Total Other financing Sources (Uses)	\$0	\$0	-\$3,728	-\$140,000	\$0	\$0	\$140,000	\$0	\$5,987	-\$2,259	\$0	\$0		\$0
10000 Excess (Deficiency) of Total Revenue Over (Under)	\$0	\$0	\$0	\$0	\$209,312	-\$36,748	-\$199,151	-\$32,477	\$0	-\$232,555	\$29,256	-\$262,363		-\$262,363
Total Expenses														
11020 Required Annual Debt Principal Payments	\$0	\$0	\$0	\$0	\$0	\$60,711	\$523,284	\$76,472	\$0	\$24,075	\$0	\$684,542		\$684,542
11030 Beginning Equity	\$0	\$0	\$0	\$0	\$97,548	\$3,348,462	\$2,240,223	-\$291,053	\$0	\$3,944,802	\$0	\$9,339,982		\$9,339,982
11040 Prior Period Adjustments, Equity Transfers and Correction of Errors														
11050 Changes in Compensated Absence Balance														
11060 Changes in Contingent Liability Balance														
11070 Changes in Unrecognized Pension Transition Liability														
11080 Changes in Special Term/Severance Benefits Liability														
11090 Changes in Allowance for Doubtful Accounts - Dwelling Rents														
11100 Changes in Allowance for Doubtful Accounts - Other														
11170 Administrative Fee Equity					\$56,233							\$56,233		\$56,233
11180 Housing Assistance Payments Equity					\$250,627							\$250,627		\$250,627
11190 Unit Months Available					10321	360	1548	732		720	50	13731		13731
11210 Number of Unit Months Leased					9421	357	1481	710		698	3	12670		12670
11270 Excess Cash														
11610 Land Purchases														
11620 Building Purchases														
11630 Furniture & Equipment - Dwelling Purchases														
11640 Furniture & Equipment - Administrative Purchases														
11650 Leasehold Improvements Purchases														
11660 Infrastructure Purchases														
13510 CFFP Debt Service Payments														
13901 Replacement Housing Factor Funds														

HARRISONBURG REDEVELOPMENT AND HOUSING AUTHORITY

SCHEDULE OF EXPENDITURES OF FEDERAL AWARDS
FOR THE YEAR ENDED DECEMBER 31, 2018

DIRECT FEDERAL ASSISTANCE

<u>FEDERAL GRANTOR/PROGRAM</u>	<u>CFDA NUMBER</u>	<u>FEDERAL EXPENDITURES</u>
Grant Passthrough Identification		
<u>U.S. DEPARTMENT OF HUD</u>		
Housing Choice Vouchers	14.871*	\$ 6,193,357
Mainstream Vouchers	14.879*	<u>450</u>
Housing Voucher Cluster		6,193,807
PIH Family Self-Sufficiency Program	14.896	28,444
N/C S/R Section 8 Programs	14.182	264,430
Multifamily Housing Coordinator	14.191	65,287
Continuum of Care Program	14.267	<u>86,108</u>
TOTAL U.S. DEPARTMENT OF HUD		<u>\$ 6,638,076</u>
Pass-Through from the City of Harrisonburg		
Community Development Block Grants # - 19CDBG01 & 18CDBG01	14.219	<u>\$ 140,000</u>
TOTAL CITY OF HARRISONBURG		<u>\$ 140,000</u>
TOTAL FEDERAL ASSISTANCE		<u>\$ 6,778,076</u>

*Major program

HARRISONBURG REDEVELOPMENT AND HOUSING AUTHORITY

NOTES TO SCHEDULE OF EXPENDITURES OF FEDERAL AWARDS
FOR THE YEAR ENDED DECEMBER 31, 2018Note 1: Basis of Accounting

The accompanying Schedule of Financial Assistance is prepared on the accrual basis of accounting. The information on this Schedule is presented in accordance with the requirements of *Title 2 U.S. Code of Federal Regulations Part 200, Uniform Administrative Requirements, Cost Principles, and Audit Requirements for Federal Awards (Uniform Guidance)*. Because the Schedule presents only a selected portion of the operations of the Authority, it is not intended to and does not present the financial position, changes in net position, or cash flows of the Authority.

Note 2: Major Programs

The (*) to the right of a CFDA number identifies the grant as a major federal program as defined by the Uniform Guidance.

Note 3: Award Balance

On the Section 8 Vouchers/Certificate programs, the Authority receives annual funds based on an annual estimate of need. Unexpended grant funds are available to meet subsequent year HAP shortfalls.

Note 4: Program Costs

The amounts shown as current year expenditures represent only the federal portion of the actual program costs. Actual program costs, including the housing Authority's portion, may be more than shown.

Note 5: Indirect Cost Allocation

The Authority has not elected to use the 10-percent de minimus indirect cost rate as allowed under Uniform Guidance.

**FINANCIAL COMPLIANCE REPORTS
FOR
FEDERAL FUNDS**



**INDEPENDENT AUDITOR'S REPORT ON COMPLIANCE FOR EACH MAJOR PROGRAM
AND ON INTERNAL CONTROL OVER COMPLIANCE REQUIRED BY THE UNIFORM GUIDANCE**

Board of Commissioners
Harrisonburg Redevelopment
and Housing Authority
Harrisonburg, Virginia

Report on Compliance for Each Major Federal Program

We have audited Harrisonburg Redevelopment and Housing Authority's compliance with the types of compliance requirements described in the *OMB Compliance Supplement* that could have a direct and material effect on each of Harrisonburg Redevelopment and Housing Authority's major federal programs for the year ended December 31, 2018. Harrisonburg Redevelopment and Housing Authority's major federal programs are identified in the summary of auditor's results section of the accompanying schedule of findings and questioned costs.

Management's Responsibility

Management is responsible for compliance with federal statutes, regulations, and the terms and conditions of its federal awards applicable to its federal programs.

Auditor's Responsibility

Our responsibility is to express an opinion on compliance for each of Harrisonburg Redevelopment and Housing Authority's major federal programs based on our audit of the types of compliance requirements referred to above. We conducted our audit of compliance in accordance with auditing standards generally accepted in the United States of America; the standards applicable to financial audits contained in *Government Auditing Standards*, issued by the Comptroller General of the United States; and the audit requirements of Title 2 U.S. *Code of Federal Regulations* Part 200, *Uniform Administrative Requirements, Cost Principles, and Audit Requirements for Federal Awards* (Uniform Guidance). Those standards and the Uniform Guidance require that we plan and perform the audit to obtain reasonable assurance about whether noncompliance with the types of compliance requirements referred to above that could have a direct and material effect on a major federal program occurred. An audit includes examining, on a test basis, evidence about Harrisonburg Redevelopment and Housing Authority's compliance with those requirements and performing such other procedures as we considered necessary in the circumstances.

We believe that our audit provides a reasonable basis for our opinion on compliance for each major federal program. However, our audit does not provide a legal determination of Harrisonburg Redevelopment and Housing Authority's compliance.

Opinion on Each Major Federal Program

In our opinion, Harrisonburg Redevelopment and Housing Authority complied, in all material respects, with the compliance requirements referred to above that could have a direct and material effect on each of its major federal programs identified above for the year ended December 31, 2018.

Other Matters

The results of our auditing procedures disclosed other instances of noncompliance, which are required to be reported in accordance with the Uniform Guidance and which are described in the accompanying schedule of findings and questioned costs as items 2018-001 and 2018-002. Our opinion on each major federal program is not modified with respect to these matters.

**INDEPENDENT AUDITOR'S REPORT ON COMPLIANCE FOR EACH MAJOR PROGRAM
AND ON INTERNAL CONTROL OVER COMPLIANCE REQUIRED BY THE UNIFORM GUIDANCE
(CONTINUED)**

Response to Findings

Harrisonburg Redevelopment and Housing Authority's response to the noncompliance finding identified in our audit is described in the accompanying schedule of findings and questioned costs. Harrisonburg Redevelopment and Housing Authority's response was not subjected to the auditing procedures applied in the audit of compliance and, accordingly, we express no opinion on the response.


Report on Internal Control Over Compliance

Management of Harrisonburg Redevelopment and Housing Authority is responsible for establishing and maintaining effective internal control over compliance with the types of compliance requirements referred to above. In planning and performing our audit of compliance, we considered Harrisonburg Redevelopment and Housing Authority internal control over compliance with the types of requirements that could have a direct and material effect on each major federal program to determine the auditing procedures that are appropriate in the circumstances for the purpose of expressing an opinion on compliance for each major federal program and to test and report on internal control over compliance in accordance with the Uniform Guidance, but not for the purpose of expressing an opinion on the effectiveness of internal control over compliance. Accordingly, we do not express an opinion on the effectiveness of Harrisonburg Redevelopment and Housing Authority's internal control over compliance.

A deficiency in internal control over compliance exists when the design or operation of a control over compliance does not allow management or employees, in the normal course of performing their assigned functions, to prevent, or detect and correct, noncompliance with a type of compliance requirement of a federal program on a timely basis. *A material weakness in internal control over compliance* is a deficiency, or combination of deficiencies, in internal control over compliance, such that there is a reasonable possibility that material noncompliance with a type of compliance requirement of a federal program will not be prevented, or detected and corrected, on a timely basis. *A significant deficiency in internal control over compliance* is a deficiency, or a combination of deficiencies, in internal control over compliance with a type of compliance requirement of a federal program that is less severe than a material weakness in internal control over compliance, yet important enough to merit attention by those charged with governance.

Our consideration of internal control over compliance was for the limited purpose described in the first paragraph of this section and was not designed to identify all deficiencies in internal control over compliance that might be material weaknesses or significant deficiencies. We did not identify any deficiencies in internal control over compliance that we consider to be material weaknesses. However, material weaknesses may exist that have not been identified. We did identify certain deficiencies in internal control, described in the accompanying schedule of findings, questioned costs, and recommendations as items (2018-001 and 2018-002) that we consider to be significant deficiencies.

The purpose of this report on internal control over compliance is solely to describe the scope of our testing of internal control over compliance and the results of that testing based on the requirements of the Uniform Guidance. Accordingly, this report is not suitable for any other purpose.



Dooley & Vicars
Certified Public Accountants



Dooley & Vicars
Certified Public Accountants, L.L.P.

Daniel J. Dooley, C.P.A.

Michael H. Vicars, C.P.A.

41

**INDEPENDENT AUDITOR'S REPORT ON INTERNAL CONTROL OVER
FINANCIAL REPORTING AND ON COMPLIANCE AND OTHER MATTERS BASED ON AN
AUDIT OF FINANCIAL STATEMENTS PERFORMED IN ACCORDANCE WITH
GOVERNMENT AUDITING STANDARDS**

Board of Commissioners
Harrisonburg Redevelopment
and Housing Authority
Harrisonburg, Virginia

We have audited, in accordance with auditing standards generally accepted in the United States of America and the standards applicable to financial audits contained in *Government Auditing Standards*, issued by the Comptroller General of the United States, the financial statements of Harrisonburg Redevelopment and Housing Authority, which comprise the balance sheet as of December 31, 2018, and the related statements of income (loss) and cash flows to the year then ended, and the related notes to the financial statements and have issued our report thereon on September 9, 2019.

Internal Control over Financial Reporting

In planning and performing our audit of the financial statements, we considered the Authority's internal control over financial reporting (internal control) to determine the audit procedures that are appropriate in the circumstances for the purpose of expressing an opinion on the effectiveness of the Authority's internal control. Accordingly, we do not express an opinion on the effectiveness of the Authority's internal control.

A deficiency in internal control exists when the design or operation of a control does not allow management or employees, in the normal course of performing their assigned functions, to prevent, or detect and correct misstatements on a timely basis. A *material weakness* is a deficiency, or combination of deficiencies, in internal control, such that there is a reasonable possibility that a material misstatement of the Authority's financial statements will not be prevented, or detected and corrected on a timely basis. A *significant deficiency* is a deficiency, or a combination of deficiencies, in internal control that is less severe than a material weakness, yet important enough to merit attention by those charged with governance.

Our consideration of internal control over financial reporting was for the limited purpose described in the first paragraph of this section and was not designed to identify all deficiencies in internal control that might be material weaknesses or significant deficiencies. Given these limitations during our audit, we did not identify any deficiencies in internal control that we consider to be material weaknesses. However, material weaknesses may exist that have not been identified. We did identify certain deficiencies in internal control, described in the accompanying schedule of findings, questioned costs, and recommendations as items (2018-001 and 2018-002) that we consider to be significant deficiencies.

Compliance and Other Matters

As part of obtaining reasonable assurance about whether Harrisonburg Redevelopment and Housing Authority's financial statements are free from material misstatement, we performed tests of its compliance with certain provisions of laws, regulations, contracts, and grant agreements, noncompliance with which could have a direct and material effect on the determination of financial statement amounts. However, providing an opinion on compliance with those provisions was not an objective of our audit, and accordingly, we do not express such an opinion.

**INDEPENDENT AUDITOR'S REPORT ON INTERNAL CONTROL OVER
FINANCIAL REPORTING AND ON COMPLIANCE AND OTHER MATTERS BASED ON AN
AUDIT OF FINANCIAL STATEMENTS PERFORMED IN ACCORDANCE WITH
GOVERNMENT AUDITING STANDARDS
(CONTINUED)**

Compliance and Other Matters (Continued)


The results of our tests disclosed instances of noncompliance or other matters that are required to be reported under *Government Auditing Standards* and which are described in the accompanying schedule of findings and questioned costs as items 2018-001 and 2018-002.

Response to Findings

Harrisonburg Redevelopment and Housing Authority's response to the findings identified in our audit is described in the accompanying schedule of findings and questioned costs. Harrisonburg Redevelopment and Housing Authority's response was not subjected to the auditing procedures applied in the audit of the financial statements and, accordingly, we express no opinion on it.

Purpose of this Report

The purpose of this report is solely to describe the scope of our testing of internal control and compliance and the results of that testing, and not to provide an opinion on the effectiveness of Harrisonburg Redevelopment and Housing Authority's internal control or on compliance. This report is an integral part of an audit performed in accordance with *Government Auditing Standards* in considering the Authority's internal control and compliance. Accordingly, this communication is not suitable for any other purpose.



Dooley & Vicars
Certified Public Accountants, L.L.P.

Richmond, Virginia
September 9, 2019

HARRISONBURG REDEVELOPMENT AND HOUSING AUTHORITY

SUMMARY SCHEDULE OF PRIOR AUDIT FINDINGS
FOR THE YEAR ENDED DECEMBER 31, 2018

There were no prior year audit findings.

HARRISONBURG REDEVELOPMENT AND HOUSING AUTHORITY

SCHEDULE OF FINDINGS AND QUESTIONED COSTS
FOR THE YEAR ENDED DECEMBER 31, 2018

Section I -- Summary of Auditor's Results

Financial Statements

Type of auditor's report issued: Unmodified

Internal control over financial reporting:

• Material weakness(es) identified: ____ yes x no• significant deficiency(ies) identified
that are not considered to be
material weakness(es)? ____ yes x none reportedNoncompliance material to financial
statements noted? ____ yes x no*Federal Awards*

Internal control over major programs:

• Material weakness(es) identified: ____ yes x no• Reportable condition(s) identified
that are not considered to be
material weakness(es)? x yes ____ none reportedType of auditor's report issued on
compliance for major programs: UnmodifiedAny audit findings disclosed that are
required to be reported in accordance
with section Title 2, Part 200 (Uniform Guidance): x yes ____ no

HARRISONBURG REDEVELOPMENT AND HOUSING AUTHORITY

SCHEDULE OF FINDINGS AND QUESTIONED COSTS
 FOR THE YEAR ENDED DECEMBER 31, 2018
 (CONTINUED)

Identification of major programs:

<i>CFDA Number(s)</i>	<i>Name of Federal Program or Cluster</i>
14.871	Housing Choice Vouchers
14.879	Mainstream Vouchers

Dollar threshold used to distinguish
 between type A and B programs:

\$ 750,000

Auditee qualified as low-risk auditee?

 x yes no

Section II -- Financial Statement Findings

There were no Financial Statement findings.

HARRISONBURG REDEVELOPMENT AND HOUSING AUTHORITY

SCHEDULE OF FINDINGS AND QUESTIONED COSTS
FOR THE YEAR ENDED DECEMBER 31, 2018
(CONTINUED)

Section III -- Federal Awards Findings and Questioned Costs

Finding No. 2018-001 CFDA 14.871 - Eligibility: Tenant Compliance; Significant Deficiency

CONDITION: The Authority's Housing Choice Voucher program had several tenant files missing income verification checks using the Enterprise Income Verification system (EIV).

CRITERIA: Tenants of the Housing Choice Voucher program are required to be recertified annually in accordance with HUD regulations. Recertification guidelines require tenants reported incomes to be reconciled to the EIV system.

QUESTIONED COSTS: The amount of questioned costs could not be determined.

CONTEXT: Forty-two tenant files were chosen using a statically valid sample. Of the forty-two tenant files examined, eight files were missing the required EIV check.

EFFECT: The Housing Authority could be maintaining or accepting tenants who are not properly certified in accordance with HUD regulations and may not be paying the appropriate amount of rent.

CAUSE: The overall cause was a lack of effective management oversight and quality control over this program.

RECOMMENDATION: The Housing Authority should implement greater oversight over the Housing Choice Voucher program tenant compliance and train employees on procedures mandated by HUD regarding tenant income verification and annual recertification.

HARRISONBURG REDEVELOPMENT AND HOUSING AUTHORITY

SCHEDULE OF FINDINGS AND QUESTIONED COSTS
FOR THE YEAR ENDED DECEMBER 31, 2018
(CONTINUED)

Section III -- Federal Awards Findings and Questioned Costs - Continued

Finding No. 2018-002 CFDA 14.871 - Other Non-compliance: HQS Quality Control; Significant Deficiency

CONDITION: As part of managing the Housing Choice Voucher program, the Authority is required to perform quality control reinspection's of Housing Quality Standard (HQS) inspections performed during the year. The Authority did not perform the required number of reinspection's during the year.

CRITERIA: The Authority is required by HUD (24 CFR 985.2) to perform quality control inspections of HQS inspections performed during the year.

QUESTIONED COSTS: The amount of questioned costs could not be determined.

CONTEXT: Due to staff turnover the Authority stopped performing HQS quality control inspections during the year.

EFFECT: The Housing Authority could be providing subsidy for units that are not properly certified in accordance with HUD regulations and may not meet the minimum Housing Quality Standards.

CAUSE: The overall cause was a lack of effective management oversight and quality control over this program.

RECOMMENDATION: The Housing Authority should implement greater oversight over the Housing Choice Voucher program and train employees on procedures mandated by HUD regarding program requirements.

Harrisonburg Redevelopment and Housing Authority
286 Kelley Street/P.O. Box 1071
Harrisonburg, VA 22803

Corrective Action Plan

Finding Number: **2018-001: CFDA 14.871 - Eligibility: Tenant Compliance:**

Significant Deficiency

Fiscal Year: 2018

Finding: The Authority's Housing Choice Voucher program had several tenant files missing income verification checks using the Enterprise Income Verification system (EIV).

Status: Corrective action in progress

Corrective Action: The Authority identified that several tenant files were missing EIVs for new admissions during the last several months of 2018. HRHA has centralized EIV responsibilities for new admissions and has initiated a quality control process to ensure that EIV's are completed. All 2019 admissions for EIV have been completed.

Completion Date: 12/31/19

Auditee Contact: Michael Wong
Executive Director
(540) 434-7386

Harrisonburg Redevelopment and Housing Authority
286 Kelley Street/P.O. Box 1071
Harrisonburg, VA 22803

Corrective Action Plan

Finding Number: **2018-002: CFDA 14.871 - Other Non-compliance: HQS Quality**

Control: Significant Deficiency

Fiscal Year: 2018

Finding: As part of managing the Housing Choice Voucher program the Authority is required to perform quality control reinspection's of Housing Quality Standard (HQS) inspections performed during the year. The Authority did not perform the required number of reinspection's during the year.

Status: Corrective action in progress

Corrective Action:

HRHA has developed the following plan to address the area of deficiency identified in the SEMAP score:

- HRHA has determined that eighteen QC inspections must be completed in 2019.
- As of today, HRHA has completed twelve QC inspections.
- Staff who will conduct QC inspections has received training, and software and procedural guidance.

Completion Date: 12/31/2019

Auditee Contact: Michael Wong
Executive Director
(540) 434-7386