




# Harrisonburg Redevelopment & Housing Authority

P.O. BOX 1071 + HARRISONBURG, VA 22803

Phone/VTDD 540-434-7386 + Fax 540-432-1113

October 13, 2023

The Regular Meeting of the Harrisonburg Redevelopment and Housing Authority's Board of Commissioners will be held on **Wednesday October 18<sup>th</sup> at 4:00 p.m.**, at the Municipal Building, City Council Chambers located at 409 South Main Street, Harrisonburg, Virginia.

  
\_\_\_\_\_  
Michael G. Wong  
Executive Director

Enclosures

EQUAL HOUSING OPPORTUNITY PROVIDER

HRHA provides reasonable accommodations to persons with disabilities consistent with the Section 504 Final Rule (24 CFR Part 8) and the Fair Housing Amendments Act

AGENDA  
Regular Meeting  
October 18, 2023

- I. Call to order and determination of quorum
- II. Public Comment
- III. Review and Approval of Minutes  
- September 20, 2023
- IV. Financial Reports  
- September 2023

Reports

- A. Executive Director
  - 1. Remote Meeting Resolution
  - 2. Bond Resolution-John Early Senior Housing
  - 3. Bond Resolution-Wesley Lynchburg Housing
  - 4. Public Comment and Inducement Bond Resolution Housing Alexandria
  - 5. Shenandoah Housing Corporation and Lineweaver Annex Corporation 990's
  - 6. Commerce Village II Financing Proposals
  - 7. Debriefing on NAHRO Conference
- B. Any New Business/ Old Business
  - 1. Strategic Initiatives Updates
    - Homeownership and Neighborhood Revitalization
      - Bluestone Town Center
      - Lineweaver Annex Renovation
      - Commerce Village II
    - Addressing Homelessness and Affordable Housing
    - Improving Organizational Efficiency and Effectiveness
      - MTW-Implementation Schedule Update
      - Elevate Performance Challenge
- C. Management Reports
  - 1. HRHA Owned Properties Utilization
  - 2. Financial Monthly Report & Quarterly Investment Update

## MINUTES

Regular Meeting  
September 20, 2023

The Regular Meeting of the Harrisonburg Redevelopment & Housing Authority Board of Commissioners was held on Wednesday, September 20 at 4:00 p.m.

Those present were:

Gil Colman, Chair  
Kevin Coffman, Vice Chair  
Luciano Benjamin, Commissioner  
Kenneth Kettler, Commissioner  
Janet Harvey, Commissioner  
Amanda Leech, Commissioner

Also present were:

Michael G. Wong, Executive Director  
Tiffany Runion, Deputy Director  
Melisa Michelson, Attorney

The regular meeting was called to order and a quorum declared present by Gil Colman, Chair.

Chair Colman then opened the public comment period. No public comment was received.

Mr. Wong then presented the August 16<sup>th</sup> meeting minutes for consideration of approval. After discussion, Commissioner Benjamin seconded by Vice Chair Coffman made the motion to approve the August minutes. The motion was unanimously approved.

Mr. Wong then presented the July and August financials for consideration of approval. After a period of discussion, Commissioner Benjamin seconded by Vice Chair Coffman made the motion to approve the financials as presented. The motion was unanimously approved.

Mr. Wong then presented the restated Bylaws and resolution for remote meeting for consideration of approval. After a period of discussion, Commissioner Leech seconded by Vice Chair Coffman made the motion to table the remote meeting resolution. This motion was unanimously approved. Commissioner Benjamin seconded by Commissioner Kettler made the motion approving the amended Bylaws. The motion was unanimously approved.

Mr. Wong then presented a bond resolution for issuance of bond for the HELIOS development located in Henrico County, Virginia. He related of the issuance assisting in the acquisition, construction and equipping of approximately 186 units located in the County of Henrico, Virginia. Gil Colman, Chair then open the meeting to public comment.

Hearing none, Chairperson Colman closed the public comment period. A roll call vote was taken:

|                                |        |
|--------------------------------|--------|
| Gil Colman, Chair              | Aye    |
| Kevin Coffman, Vice Chair      | Aye    |
| Luciano Benjamin, Commissioner | Aye    |
| Janet Harvey, Commissioner     | Aye    |
| Amanda Leech, Commissioner     | Aye    |
| Shonda Green, Commissioner     | Absent |
| Kenneth Kettler, Commissioner  | Aye    |

Mr. Wong then presented an update on the Authority's MTW Supplement, Annual Plan, Administrative Plan and Admission and Continued Occupancy Policies. He related of receiving no public comment and will submit the plans at the end of the 45-day comment period. He stated of any comment received will be responded to and reported back at the October meeting.

Commissioner Benjamin seconded by Commissioner Kettler made the motion to go into closed session to discuss the acquisition of real estate as authorized by section 2.23711(A)(3). The motion was unanimously approved. After a period of discussion, the board concluded its closed session and a roll call certification was completed. With respect to the just concluded closed session and to the best of each member's knowledge only public business matters lawfully exempted from open meeting requirements under the Virginia Freedom of Information Act and only such public business matters as were identified in the motion by which the closed meeting was convened were heard, discussed, or convened in the meeting by the Authority.

|                                |        |
|--------------------------------|--------|
| Gil Colman, Chair              | Aye    |
| Kevin Coffman, Vice Chair      | Aye    |
| Luciano Benjamin, Commissioner | Aye    |
| Janet Harvey, Commissioner     | Aye    |
| Amanda Leech, Commissioner     | Aye    |
| Shonda Green, Commissioner     | Absent |
| Kenneth Kettler, Commissioner  | Aye    |

Mr. Wong then provided brief updates on current projects. He related of the Bluestone Town Center team actively engaged in submission of two grants to assist in the costs associated with the project. He related of receipt of community concerns with the project due to survey work which required cutting of scrub cedar trees on the exterior of the property. He stated of a scheduled meeting with several of the concerned neighbors.

Mr. Wong related of still awaiting a proposal from a construction firm for renovation of the Lineweaver Annex. He stated of the contractor informing him of sending the bid documents to sub-contractors for estimates.

Mr. Wong provided an update on Commerce Village II. He stated of receipt of City Council's approval of the rezoning on September 12<sup>th</sup> and of planned submission of several grants at the end of September to assist in the financing of the development. He related of the plan to issue a request for proposals for construction financing for board

consideration at the October meeting.

Mr. Wong then presented the management reports for consideration of approval. After discussion, the management reports were approved on a motion by Commissioner Kettler seconded by Commissioner Leech. The motion was unanimously approved.

The meeting was adjourned on a motion by Commissioner Kettler seconded by Vice Chair Coffman. The motion was unanimously approved.

---

Michael G. Wong  
Executive Director

---

Gil Colman  
Chair

**LOCAL COMMUNITY DEVELOPMENT (incl. BP, LAO, and Grants)**  
**Statement of Revenues, Expenditures, and Changes in Fund Net Position**

January - September 2023

|             |   | PTD Actual | PTD Budget | Variance   | YTD Actual | YTD Budget | Variance    | Annual       |
|-------------|---|------------|------------|------------|------------|------------|-------------|--------------|
| 2999-99-999 | Revenue & Expenses                        |            |            |            |            |            |             |              |
| 3000-00-000 | INCOME                                    |            |            |            |            |            |             |              |
| 3100-00-000 | TENANT INCOME                             |            |            |            |            |            |             |              |
| 3101-00-000 | Rental Income                             |            |            |            |            |            |             |              |
| 3111-00-000 | Tenant Rent                               | 32,416.16  | 35,004.67  | -2,588.51  | 310,113.86 | 315,042.03 | -4,928.17   | 420,056.00   |
| 3112-06-000 | PBV HAP Subsidy                           | 20,480.00  | 25,492.92  | -5,012.92  | 201,769.65 | 229,436.28 | -27,666.63  | 305,915.00   |
| 3119-00-000 | Total Rental Income                       | 52,896.16  | 60,497.59  | -7,601.43  | 511,883.51 | 544,478.31 | -32,594.80  | 725,971.00   |
| 3120-00-000 | Other Tenant Income                       |            |            |            |            |            |             |              |
| 3120-01-000 | Laundry and Vending                       | 438.63     | 333.33     | 105.30     | 3,113.13   | 2,999.97   | 113.16      | 4,000.00     |
| 3120-03-000 | Damages                                   | 314.00     | 125.00     | 189.00     | 4,497.00   | 1,125.00   | 3,372.00    | 1,500.00     |
| 3120-04-000 | Late Charges                              | 0.00       | 0.00       | 0.00       | 1,878.00   | 0.00       | 1,878.00    | 0.00         |
| 3120-05-000 | Legal Fees - Tenant                       | 395.00     | 0.00       | 395.00     | 345.00     | 0.00       | 345.00      | 0.00         |
| 3120-08-000 | Workorders/Maint Charges                  | 0.00       | 291.67     | -291.67    | 155.54     | 2,625.03   | -2,469.49   | 3,500.00     |
| 3129-00-000 | Total Other Tenant Income                 | 1,147.63   | 750.00     | 397.63     | 9,988.67   | 6,750.00   | 3,238.67    | 9,000.00     |
| 3199-00-000 | TOTAL TENANT INCOME                       | 54,043.79  | 61,247.59  | -7,203.80  | 521,872.18 | 551,228.31 | -29,356.13  | 734,971.00   |
| 3400-00-000 | GRANT INCOME                              |            |            |            |            |            |             |              |
| 3410-50-100 | VA Homelessness Solutions Program         | 0.00       | 4,949.25   | -4,949.25  | 42,016.48  | 44,543.25  | -2,526.77   | 59,391.00    |
| 3410-53-100 | CHERP-HMIS Grant                          | 1,537.93   | 2,482.17   | -944.24    | 37,837.17  | 22,339.53  | 15,497.64   | 29,786.00    |
| 3410-60-200 | Homelessness Assistance Grant (HMIS/SNAP) | 6,425.16   | 7,006.00   | -580.84    | 69,094.52  | 63,054.00  | 6,040.52    | 84,072.00    |
| 3410-61-200 | COC Planning Grant                        | 0.00       | 1,892.83   | -1,892.83  | 0.00       | 17,035.47  | -17,035.47  | 22,714.00    |
| 3415-00-000 | Other Government Grants                   | 2,117.95   | 0.00       | 2,117.95   | 0.00       | 0.00       | 0.00        | 0.00         |
| 3499-00-000 | TOTAL GRANT INCOME                        | 10,081.04  | 16,330.25  | -6,249.21  | 148,948.17 | 146,972.25 | 1,975.92    | 195,963.00   |
| 3600-00-000 | OTHER INCOME                              |            |            |            |            |            |             |              |
| 3610-00-000 | Investment Income - Unrestricted          | 26.78      | 0.00       | 26.78      | 280.99     | 0.00       | 280.99      | 0.00         |
| 3611-00-000 | Investment Income - Restricted            | 0.00       | 25.00      | -25.00     | 0.00       | 225.00     | -225.00     | 300.00       |
| 3620-00-000 | Management Fee Income                     | 1,016.81   | 958.33     | 58.48      | 8,667.34   | 8,624.97   | 42.37       | 11,500.00    |
| 3621-00-000 | Bond Application Fees                     | 0.00       | 1,250.00   | -1,250.00  | 0.00       | 11,250.00  | -11,250.00  | 15,000.00    |
| 3650-00-000 | Miscellaneous Other Income                | 0.00       | 14,000.00  | -14,000.00 | 500.00     | 126,000.00 | -125,500.00 | 168,000.00   |
| 3699-00-000 | TOTAL OTHER INCOME                        | 1,043.59   | 16,233.33  | -15,189.74 | 9,448.33   | 146,099.97 | -136,651.64 | 194,800.00   |
| 3999-00-000 | TOTAL INCOME                              | 65,168.42  | 93,811.17  | -28,642.75 | 680,268.68 | 844,300.53 | -164,031.85 | 1,125,734.00 |
| 4000-00-000 | EXPENSES                                  |            |            |            |            |            |             |              |
| 4100-00-000 | ADMINISTRATIVE EXPENSES                   |            |            |            |            |            |             |              |

**LOCAL COMMUNITY DEVELOPMENT (incl. BP, LAO, and Grants)**  
**Statement of Revenues, Expenditures, and Changes in Fund Net Position**

January - September 2023

|             | PTD Actual                   | PTD Budget | Variance   | YTD Actual | YTD Budget | Variance   | Annual     |
|-------------|------------------------------|------------|------------|------------|------------|------------|------------|
| 4100-99-000 | Administrative Salaries      |            |            |            |            |            |            |
| 4110-00-000 | 20,719.86                    | 21,075.83  | 355.97     | 189,696.37 | 189,682.47 | -13.90     | 252,910.00 |
| 4110-04-000 | -89.36                       | 6,409.83   | 6,499.19   | 42,157.87  | 57,688.47  | 15,530.60  | 76,918.00  |
| 4110-50-100 | 5,009.12                     | 3,532.58   | -1,476.54  | 31,712.94  | 31,793.22  | 80.28      | 42,391.00  |
| 4110-50-101 | 1,324.37                     | 1,250.00   | -74.37     | 7,920.93   | 11,250.00  | 3,329.07   | 15,000.00  |
| 4110-53-100 | 0.00                         | 2,482.17   | 2,482.17   | 10,361.39  | 22,339.53  | 11,978.14  | 29,786.00  |
| 4110-54-100 | 0.00                         | 0.00       | 0.00       | 599.40     | 0.00       | -599.40    | 0.00       |
| 4110-60-200 | 381.92                       | 5,000.00   | 4,618.08   | 39,185.06  | 45,000.00  | 5,814.94   | 60,000.00  |
| 4110-60-201 | 107.97                       | 1,000.00   | 892.03     | 10,950.79  | 9,000.00   | -1,950.79  | 12,000.00  |
| 4110-61-200 | 4,338.46                     | 1,392.83   | -2,945.63  | 10,993.92  | 12,535.47  | 1,541.55   | 16,714.00  |
| 4110-61-201 | 1,153.08                     | 500.00     | -653.08    | 2,284.55   | 4,500.00   | 2,215.45   | 6,000.00   |
| 4110-99-000 | 32,945.42                    | 42,643.24  | 9,697.82   | 345,863.22 | 383,789.16 | 37,925.94  | 511,719.00 |
| 4130-00-000 | Legal Expense                |            |            |            |            |            |            |
| 4130-01-000 | 0.00                         | 26.67      | 26.67      | 576.00     | 240.03     | -335.97    | 320.00     |
| 4130-04-000 | 30,184.00                    | 1,431.66   | -28,752.34 | 50,890.23  | 12,884.94  | -38,005.29 | 17,180.00  |
| 4131-00-000 | 30,184.00                    | 1,458.33   | -28,725.67 | 51,466.23  | 13,124.97  | -38,341.26 | 17,500.00  |
| 4140-00-000 | 240.00                       | 500.00     | 260.00     | 12,405.25  | 4,500.00   | -7,905.25  | 6,000.00   |
| 4150-00-000 | 2,517.95                     | 500.00     | -2,017.95  | 23,204.35  | 4,500.00   | -18,704.35 | 6,000.00   |
| 4171-00-000 | 0.00                         | 520.84     | 520.84     | 0.00       | 4,687.56   | 4,687.56   | 6,250.00   |
| 4182-00-000 | 0.00                         | 0.00       | 0.00       | 2,461.10   | 0.00       | -2,461.10  | 0.00       |
| 4189-00-000 | 2,517.95                     | 1,020.84   | -1,497.11  | 25,665.45  | 9,187.56   | -16,477.89 | 12,250.00  |
| 4190-00-000 | Miscellaneous Admin Expenses |            |            |            |            |            |            |
| 4190-01-000 | 647.31                       | 125.00     | -522.31    | 1,197.31   | 1,125.00   | -72.31     | 1,500.00   |
| 4190-02-000 | 0.00                         | 125.00     | 125.00     | 213.20     | 1,125.00   | 911.80     | 1,500.00   |
| 4190-03-000 | 0.00                         | 83.34      | 83.34      | 0.00       | 750.06     | 750.06     | 1,000.00   |
| 4190-04-000 | 532.78                       | 166.66     | -366.12    | 1,909.13   | 1,499.94   | -409.19    | 2,000.00   |
| 4190-06-000 | 0.00                         | 141.67     | 141.67     | 1,200.00   | 1,275.03   | 75.03      | 1,700.00   |
| 4190-07-000 | 771.42                       | 700.00     | -71.42     | 8,076.23   | 6,300.00   | -1,776.23  | 8,400.00   |
| 4190-08-000 | 0.00                         | 291.67     | 291.67     | 1,854.90   | 2,625.03   | 770.13     | 3,500.00   |
| 4190-10-000 | 279.76                       | 250.00     | -29.76     | 1,853.22   | 2,250.00   | 396.78     | 3,000.00   |
| 4190-12-000 | 65.63                        | 1,625.00   | 1,559.37   | 20,284.01  | 14,625.00  | -5,659.01  | 19,500.00  |
| 4190-13-000 | 465.99                       | 458.33     | -7.66      | 4,017.16   | 4,124.97   | 107.81     | 5,500.00   |
| 4190-14-000 | 0.00                         | 833.33     | 833.33     | 11,250.00  | 7,499.97   | -3,750.03  | 10,000.00  |
| 4190-18-000 | -557.00                      | 416.66     | 973.66     | 1,368.80   | 3,749.94   | 2,381.14   | 5,000.00   |
| 4190-22-000 | -5,824.25                    | 666.67     | 6,490.92   | 14,075.94  | 6,000.03   | -8,075.91  | 8,000.00   |
| 4190-50-100 | 179.88                       | 166.67     | -13.21     | 3,179.88   | 1,500.03   | -1,679.85  | 2,000.00   |
| 4190-53-100 | 19,256.70                    | 0.00       | -19,256.70 | 38,771.00  | 0.00       | -38,771.00 | 0.00       |
| 4190-60-200 | 15,058.82                    | 1,006.00   | -14,052.82 | 20,831.10  | 9,054.00   | -11,777.10 | 12,072.00  |
| 4191-00-000 | 30,877.04                    | 7,056.00   | -23,821.04 | 130,081.88 | 63,504.00  | -66,577.88 | 84,672.00  |

**LOCAL COMMUNITY DEVELOPMENT (incl. BP, LAO, and Grants)**  
**Statement of Revenues, Expenditures, and Changes in Fund Net Position**

January - September 2023

|  | PTD Actual | PTD Budget | Variance   | YTD Actual | YTD Budget | Variance   | Annual     |
|--|------------|------------|------------|------------|------------|------------|------------|
| 4199-00-000 TOTAL ADMINISTRATIVE EXPENSES        | 96,764.41  | 52,678.41  | -44,086.00 | 565,482.03 | 474,105.69 | -91,376.34 | 632,141.00 |
| 4200-00-000 TENANT SERVICES                      |            |            |            |            |            |            |            |
| 4220-01-000 Other Tenant Svcs.                   | 1,932.52   | 83.33      | -1,849.19  | 11,447.36  | 749.97     | -10,697.39 | 1,000.00   |
| 4299-00-000 TOTAL TENANT SERVICES EXPENSES       | 1,932.52   | 83.33      | -1,849.19  | 11,447.36  | 749.97     | -10,697.39 | 1,000.00   |
| 4300-00-000 UTILITY EXPENSES                     |            |            |            |            |            |            |            |
| 4310-00-000 Water                                | 465.84     | 900.00     | 434.16     | 7,007.73   | 8,100.00   | 1,092.27   | 10,800.00  |
| 4320-00-000 Electricity                          | -3,273.51  | 5,633.34   | 8,906.85   | 56,286.96  | 50,700.06  | -5,586.90  | 67,600.00  |
| 4330-00-000 Gas                                  | 271.64     | 133.33     | -138.31    | 828.42     | 1,199.97   | 371.55     | 1,600.00   |
| 4390-00-000 Sewer & Trash                        | 1,774.20   | 2,083.33   | 309.13     | 15,761.60  | 18,749.97  | 2,988.37   | 25,000.00  |
| 4399-00-000 TOTAL UTILITY EXPENSES               | -761.83    | 8,750.00   | 9,511.83   | 79,884.71  | 78,750.00  | -1,134.71  | 105,000.00 |
| 4400-00-000 MAINTENANCE AND OPERATIONAL EXPENSES |            |            |            |            |            |            |            |
| 4400-99-000 General Maint Expense                |            |            |            |            |            |            |            |
| 4410-00-000 Maintenance Salaries                 | 5,747.37   | 6,545.83   | 798.46     | 54,429.89  | 58,912.47  | 4,482.58   | 78,550.00  |
| 4410-05-000 Employee Benefit Contribution-Maint. | 1,338.99   | 2,071.67   | 732.68     | 11,903.00  | 18,645.03  | 6,742.03   | 24,860.00  |
| 4419-00-000 Total General Maint Expense          | 7,086.36   | 8,617.50   | 1,531.14   | 66,332.89  | 77,557.50  | 11,224.61  | 103,410.00 |
| 4420-00-000 Materials                            |            |            |            |            |            |            |            |
| 4420-01-000 Supplies-Grounds                     | 124.99     | 75.00      | -49.99     | 124.99     | 675.00     | 550.01     | 900.00     |
| 4420-02-000 Supplies-Appliance                   | 194.67     | 41.66      | -153.01    | 2,127.45   | 374.94     | -1,752.51  | 500.00     |
| 4420-03-000 Supplies-Unit Turnover               | 1,198.30   | 250.00     | -948.30    | 3,473.28   | 2,250.00   | -1,223.28  | 3,000.00   |
| 4420-04-000 Supplies-Electrical                  | 782.90     | 141.67     | -641.23    | 8,247.44   | 1,275.03   | -6,972.41  | 1,700.00   |
| 4420-05-000 Supplies-Fuel & Parts                | 181.31     | 175.00     | -6.31      | 689.62     | 1,575.00   | 885.38     | 2,100.00   |
| 4420-06-000 Supplies-Janitorial/Cleaning         | 76.06      | 158.33     | 82.27      | 3,374.11   | 1,424.97   | -1,949.14  | 1,900.00   |
| 4420-07-000 Supplies-Maint/Repairs               | 2,896.72   | 883.33     | -2,013.39  | 10,200.35  | 7,949.97   | -2,250.38  | 10,600.00  |
| 4420-08-000 Supplies-Plumbing                    | 205.53     | 175.00     | -30.53     | 929.54     | 1,575.00   | 645.46     | 2,100.00   |
| 4420-09-000 Tools and Equipment                  | 0.00       | 166.67     | 166.67     | 34.47      | 1,500.03   | 1,465.56   | 2,000.00   |
| 4420-10-000 Maintenance Paper/Supplies           | 0.34       | 66.67      | 66.33      | 531.93     | 600.03     | 68.10      | 800.00     |
| 4429-00-000 Total Materials                      | 5,660.82   | 2,133.33   | -3,527.49  | 29,733.18  | 19,199.97  | -10,533.21 | 25,600.00  |
| 4430-00-000 Contract Costs                       |            |            |            |            |            |            |            |
| 4430-01-000 Contract-Routine Maintenance         | 1,177.42   | 0.00       | -1,177.42  | 1,177.42   | 0.00       | -1,177.42  | 0.00       |
| 4430-02-000 Contract-Appliance                   | 0.00       | 0.00       | 0.00       | 105.00     | 0.00       | -105.00    | 0.00       |
| 4430-03-000 Contract-Trash Collection            | 728.28     | 308.33     | -419.95    | 2,378.26   | 2,774.97   | 396.71     | 3,700.00   |
| 4430-04-000 Contract-Snow Removal                | 0.00       | 250.00     | 250.00     | 152.50     | 2,250.00   | 2,097.50   | 3,000.00   |
| 4430-05-000 Contract-Unit Turnover               | 6,998.13   | 1,833.33   | -5,164.80  | 23,795.14  | 16,499.97  | -7,295.17  | 22,000.00  |
| 4430-06-000 Contract-Electrical                  | 0.00       | 191.67     | 191.67     | 1,471.26   | 1,725.03   | 253.77     | 2,300.00   |
| 4430-07-000 Contract-Pest Control                | 1,924.56   | 612.50     | -1,312.06  | 16,370.89  | 5,512.50   | -10,858.39 | 7,350.00   |
| 4430-08-000 Contract-Floor Covering              | 0.00       | 416.67     | 416.67     | 0.00       | 3,750.03   | 3,750.03   | 5,000.00   |



**LOCAL COMMUNITY DEVELOPMENT (incl. BP, LAO, and Grants)**  
**Statement of Revenues, Expenditures, and Changes in Fund Net Position**

January - September 2023

|             |  | PTD Actual | PTD Budget | Variance   | YTD Actual  | YTD Budget | Variance    | Annual       |
|-------------|--|------------|------------|------------|-------------|------------|-------------|--------------|
| 4430-09-000 | Contract-Grounds                           | 0.00       | 50.00      | 50.00      | 750.00      | 450.00     | -300.00     | 600.00       |
| 4430-10-000 | Contract-Janitorial/Cleaning               | 304.36     | 358.33     | 53.97      | 2,873.69    | 3,224.97   | 351.28      | 4,300.00     |
| 4430-11-000 | Contract-Plumbing                          | 1,532.50   | 83.33      | -1,449.17  | 1,938.79    | 749.97     | -1,188.82   | 1,000.00     |
| 4430-12-000 | Contract-Inspections                       | 200.00     | 416.67     | 216.67     | 3,125.00    | 3,750.03   | 625.03      | 5,000.00     |
| 4430-13-000 | Contract-HVAC                              | 0.00       | 875.00     | 875.00     | 9,414.55    | 7,875.00   | -1,539.55   | 10,500.00    |
| 4430-15-000 | Contract-Video Surveillance                | 110.00     | 83.33      | -26.67     | 110.00      | 749.97     | 639.97      | 1,000.00     |
| 4430-17-000 | Contract-Elevator Maintenance              | 200.00     | 850.00     | 650.00     | 8,165.04    | 7,650.00   | -515.04     | 10,200.00    |
| 4430-18-000 | Contract-Alarm Monitoring                  | 64.44      | 112.50     | 48.06      | 1,182.86    | 1,012.50   | -170.36     | 1,350.00     |
| 4430-19-000 | Contract-Sprinkler Monitoring              | 0.00       | 100.00     | 100.00     | 1,152.38    | 900.00     | -252.38     | 1,200.00     |
| 4430-23-000 | Contract-Consultants                       | 240.00     | 0.00       | -240.00    | 20,163.64   | 0.00       | -20,163.64  | 0.00         |
| 4430-99-000 | Contract Costs-Other                       | 1,772.74   | 333.33     | -1,439.41  | 4,314.72    | 2,999.97   | -1,314.75   | 4,000.00     |
| 4439-00-000 | Total Contract Costs                       | 15,252.43  | 6,874.99   | -8,377.44  | 98,641.14   | 61,874.91  | -36,766.23  | 82,500.00    |
| 4499-00-000 | TOTAL MAINTENANCE AND OPERATIONAL EXPENSES | 27,999.61  | 17,625.82  | -10,373.79 | 194,707.21  | 158,632.38 | -36,074.83  | 211,510.00   |
| 4500-00-000 | GENERAL EXPENSES                           |            |            |            |             |            |             |              |
| 4510-00-000 | Insurance-Other                            | 264.73     | 333.34     | 68.61      | 2,435.69    | 3,000.06   | 564.37      | 4,000.00     |
| 4510-10-000 | Property Insurance                         | -609.23    | 500.00     | 1,109.23   | 3,678.93    | 4,500.00   | 821.07      | 6,000.00     |
| 4510-20-000 | Liability Insurance                        | -287.31    | 250.00     | 537.31     | 1,982.39    | 2,250.00   | 267.61      | 3,000.00     |
| 4510-30-000 | Workmen's Compensation                     | 483.76     | 666.67     | 182.91     | 4,790.81    | 6,000.03   | 1,209.22    | 8,000.00     |
| 4570-00-000 | Bad Debt-Tenant Rents                      | 0.00       | 416.67     | 416.67     | 0.00        | 3,750.03   | 3,750.03    | 5,000.00     |
| 4599-00-000 | TOTAL GENERAL EXPENSES                     | -148.05    | 2,166.68   | 2,314.73   | 12,887.82   | 19,500.12  | 6,612.30    | 26,000.00    |
| 4800-00-000 | FINANCING EXPENSE                          |            |            |            |             |            |             |              |
| 4851-00-000 | Interest Expense-Loan 1                    | 5,957.07   | 4,114.16   | -1,842.91  | 49,919.65   | 37,027.44  | -12,892.21  | 49,370.00    |
| 4899-00-000 | TOTAL FINANCING EXPENSES                   | 5,957.07   | 4,114.16   | -1,842.91  | 49,919.65   | 37,027.44  | -12,892.21  | 49,370.00    |
| 8000-00-000 | TOTAL EXPENSES                             | 131,743.73 | 85,418.40  | -46,325.33 | 914,328.78  | 768,765.60 | -145,563.18 | 1,025,021.00 |
| 9000-00-000 | NET INCOME                                 | -66,575.31 | 8,392.77   | -74,968.08 | -234,060.10 | 75,534.93  | -309,595.03 | 100,713.00   |

**BRIDGEPORT BUILDING**  
**Statement of Revenues, Expenditures, and Changes in Fund Net Position**

January - September 2023

|             | PTD Actual                           | PTD Budget | Variance  | YTD Actual | YTD Budget | Variance   | Annual    |            |
|-------------|--------------------------------------|------------|-----------|------------|------------|------------|-----------|------------|
| 2999-99-999 | Revenue & Expenses                   |            |           |            |            |            |           |            |
| 3000-00-000 | INCOME                               |            |           |            |            |            |           |            |
| 3100-00-000 | TENANT INCOME                        |            |           |            |            |            |           |            |
| 3101-00-000 | Rental Income                        |            |           |            |            |            |           |            |
| 3111-00-000 | Tenant Rent                          | 16,754.76  | 18,338.00 | -1,583.24  | 158,113.00 | 165,042.00 | -6,929.00 | 220,056.00 |
| 3119-00-000 | Total Rental Income                  | 16,754.76  | 18,338.00 | -1,583.24  | 158,113.00 | 165,042.00 | -6,929.00 | 220,056.00 |
| 3199-00-000 | TOTAL TENANT INCOME                  | 16,754.76  | 18,338.00 | -1,583.24  | 158,113.00 | 165,042.00 | -6,929.00 | 220,056.00 |
| 3999-00-000 | TOTAL INCOME                         | 16,754.76  | 18,338.00 | -1,583.24  | 158,113.00 | 165,042.00 | -6,929.00 | 220,056.00 |
| 4000-00-000 | EXPENSES                             |            |           |            |            |            |           |            |
| 4100-00-000 | ADMINISTRATIVE EXPENSES              |            |           |            |            |            |           |            |
| 4130-00-000 | Legal Expense                        |            |           |            |            |            |           |            |
| 4130-04-000 | General Legal Expense                | 0.00       | 208.33    | 208.33     | 2,550.00   | 1,874.97   | -675.03   | 2,500.00   |
| 4131-00-000 | Total Legal Expense                  | 0.00       | 208.33    | 208.33     | 2,550.00   | 1,874.97   | -675.03   | 2,500.00   |
| 4190-00-000 | Miscellaneous Admin Expenses         |            |           |            |            |            |           |            |
| 4190-07-000 | Telephone & Internet                 | 50.34      | 50.00     | -0.34      | 497.86     | 450.00     | -47.86    | 600.00     |
| 4190-22-000 | Other Misc Admin Expenses            | 0.00       | 0.00      | 0.00       | 24.33      | 0.00       | -24.33    | 0.00       |
| 4191-00-000 | Total Miscellaneous Admin Expenses   | 50.34      | 50.00     | -0.34      | 522.19     | 450.00     | -72.19    | 600.00     |
| 4199-00-000 | TOTAL ADMINISTRATIVE EXPENSES        | 50.34      | 258.33    | 207.99     | 3,072.19   | 2,324.97   | -747.22   | 3,100.00   |
| 4300-00-000 | UTILITY EXPENSES                     |            |           |            |            |            |           |            |
| 4310-00-000 | Water                                | -300.58    | 66.67     | 367.25     | 318.00     | 600.03     | 282.03    | 800.00     |
| 4320-00-000 | Electricity                          | -8,242.65  | 0.00      | 8,242.65   | 0.00       | 0.00       | 0.00      | 0.00       |
| 4330-00-000 | Gas                                  | 214.04     | 0.00      | -214.04    | 0.00       | 0.00       | 0.00      | 0.00       |
| 4399-00-000 | TOTAL UTILITY EXPENSES               | -8,329.19  | 66.67     | 8,395.86   | 318.00     | 600.03     | 282.03    | 800.00     |
| 4400-00-000 | MAINTENANCE AND OPERATIONAL EXPENSES |            |           |            |            |            |           |            |
| 4420-00-000 | Materials                            |            |           |            |            |            |           |            |
| 4420-04-000 | Supplies-Electrical                  | 0.00       | 41.67     | 41.67      | 0.00       | 375.03     | 375.03    | 500.00     |
| 4420-07-000 | Supplies-Maint/Repairs               | 0.00       | 216.67    | 216.67     | 0.00       | 1,950.03   | 1,950.03  | 2,600.00   |
| 4429-00-000 | Total Materials                      | 0.00       | 258.34    | 258.34     | 0.00       | 2,325.06   | 2,325.06  | 3,100.00   |
| 4430-00-000 | Contract Costs                       |            |           |            |            |            |           |            |
| 4430-03-000 | Contract-Trash Collection            | 0.00       | 83.33     | 83.33      | 0.00       | 749.97     | 749.97    | 1,000.00   |
| 4430-04-000 | Contract-Snow Removal                | 0.00       | 0.00      | 0.00       | 90.00      | 0.00       | -90.00    | 0.00       |
| 4430-06-000 | Contract-Electrical                  | 0.00       | 0.00      | 0.00       | -320.00    | 0.00       | 320.00    | 0.00       |

**BRIDGEPORT BUILDING**  
**Statement of Revenues, Expenditures, and Changes in Fund Net Position**

January - September 2023

|             |  | PTD Actual | PTD Budget | Variance  | YTD Actual | YTD Budget | Variance   | Annual     |
|-------------|--|------------|------------|-----------|------------|------------|------------|------------|
| 4430-07-000 | Contract-Pest Control                      | 129.82     | 54.17      | -75.65    | 710.34     | 487.53     | -222.81    | 650.00     |
| 4430-10-000 | Contract-Janitorial/Cleaning               | 181.52     | 150.00     | -31.52    | 1,725.66   | 1,350.00   | -375.66    | 1,800.00   |
| 4430-13-000 | Contract-HVAC                              | 0.00       | 150.00     | 150.00    | 5,852.05   | 1,350.00   | -4,502.05  | 1,800.00   |
| 4430-17-000 | Contract-Elevator Maintenance              | 100.00     | 250.00     | 150.00    | 450.00     | 2,250.00   | 1,800.00   | 3,000.00   |
| 4430-18-000 | Contract-Alarm Monitoring                  | 23.00      | 20.83      | -2.17     | 230.00     | 187.47     | -42.53     | 250.00     |
| 4430-99-000 | Contract Costs-Other                       | 314.74     | 208.33     | -106.41   | 1,053.10   | 1,874.97   | 821.87     | 2,500.00   |
| 4439-00-000 | Total Contract Costs                       | 749.08     | 916.66     | 167.58    | 9,791.15   | 8,249.94   | -1,541.21  | 11,000.00  |
| 4499-00-000 | TOTAL MAINTENANCE AND OPERATIONAL EXPENSES | 749.08     | 1,175.00   | 425.92    | 9,791.15   | 10,575.00  | 783.85     | 14,100.00  |
| 4500-00-000 | GENERAL EXPENSES                           |            |            |           |            |            |            |            |
| 4510-10-000 | Property Insurance                         | -1,003.09  | 0.00       | 1,003.09  | 0.00       | 0.00       | 0.00       | 0.00       |
| 4510-20-000 | Liability Insurance                        | -471.91    | 0.00       | 471.91    | 0.00       | 0.00       | 0.00       | 0.00       |
| 4599-00-000 | TOTAL GENERAL EXPENSES                     | -1,475.00  | 0.00       | 1,475.00  | 0.00       | 0.00       | 0.00       | 0.00       |
| 4800-00-000 | FINANCING EXPENSE                          |            |            |           |            |            |            |            |
| 4851-00-000 | Interest Expense-Loan 1                    | 2,581.75   | 1,267.08   | -1,314.67 | 23,161.28  | 11,403.72  | -11,757.56 | 15,205.00  |
| 4899-00-000 | TOTAL FINANCING EXPENSES                   | 2,581.75   | 1,267.08   | -1,314.67 | 23,161.28  | 11,403.72  | -11,757.56 | 15,205.00  |
| 8000-00-000 | TOTAL EXPENSES                             | -6,423.02  | 2,767.08   | 9,190.10  | 36,342.62  | 24,903.72  | -11,438.90 | 33,205.00  |
| 9000-00-000 | NET INCOME                                 | 23,177.78  | 15,570.92  | 7,606.86  | 121,770.38 | 140,138.28 | -18,367.90 | 186,851.00 |

**LINEWEAVER ANNEX APARTMENTS**  
**Statement of Revenues, Expenditures, and Changes in Fund Net Position**

January - September 2023

|             |                                     | PTD Actual | PTD Budget | Variance  | YTD Actual | YTD Budget | Variance   | Annual     |
|-------------|-------------------------------------|------------|------------|-----------|------------|------------|------------|------------|
| 2999-99-999 | Revenue & Expenses                  |            |            |           |            |            |            |            |
| 3000-00-000 | INCOME                              |            |            |           |            |            |            |            |
| 3100-00-000 | TENANT INCOME                       |            |            |           |            |            |            |            |
| 3101-00-000 | Rental Income                       |            |            |           |            |            |            |            |
| 3111-00-000 | Tenant Rent                         | 17,209.40  | 16,666.67  | 542.73    | 153,548.86 | 150,000.03 | 3,548.83   | 200,000.00 |
| 3112-06-000 | PBV HAP Subsidy                     | 20,480.00  | 25,492.92  | -5,012.92 | 201,769.65 | 229,436.28 | -27,666.63 | 305,915.00 |
| 3119-00-000 | Total Rental Income                 | 37,689.40  | 42,159.59  | -4,470.19 | 355,318.51 | 379,436.31 | -24,117.80 | 505,915.00 |
| 3120-00-000 | Other Tenant Income                 |            |            |           |            |            |            |            |
| 3120-01-000 | Laundry and Vending                 | 438.63     | 333.33     | 105.30    | 3,113.13   | 2,999.97   | 113.16     | 4,000.00   |
| 3120-03-000 | Damages                             | 314.00     | 125.00     | 189.00    | 4,364.00   | 1,125.00   | 3,239.00   | 1,500.00   |
| 3120-04-000 | Late Charges                        | 0.00       | 0.00       | 0.00      | 1,203.00   | 0.00       | 1,203.00   | 0.00       |
| 3120-05-000 | Legal Fees - Tenant                 | 395.00     | 0.00       | 395.00    | 345.00     | 0.00       | 345.00     | 0.00       |
| 3120-08-000 | Workorders/Maint Charges            | 0.00       | 291.67     | -291.67   | 155.54     | 2,625.03   | -2,469.49  | 3,500.00   |
| 3129-00-000 | Total Other Tenant Income           | 1,147.63   | 750.00     | 397.63    | 9,180.67   | 6,750.00   | 2,430.67   | 9,000.00   |
| 3199-00-000 | TOTAL TENANT INCOME                 | 38,837.03  | 42,909.59  | -4,072.56 | 364,499.18 | 386,186.31 | -21,687.13 | 514,915.00 |
| 3999-00-000 | TOTAL INCOME                        | 38,837.03  | 42,909.59  | -4,072.56 | 364,499.18 | 386,186.31 | -21,687.13 | 514,915.00 |
| 4000-00-000 | EXPENSES                            |            |            |           |            |            |            |            |
| 4100-00-000 | ADMINISTRATIVE EXPENSES             |            |            |           |            |            |            |            |
| 4100-99-000 | Administrative Salaries             |            |            |           |            |            |            |            |
| 4110-00-000 | Administrative Salaries             | 5,484.28   | 5,442.50   | -41.78    | 46,196.35  | 48,982.50  | 2,786.15   | 65,310.00  |
| 4110-04-000 | Employee Benefit Contribution-Admin | 1,650.86   | 1,765.83   | 114.97    | 12,245.80  | 15,892.47  | 3,646.67   | 21,190.00  |
| 4110-99-000 | Total Administrative Salaries       | 7,135.14   | 7,208.33   | 73.19     | 58,442.15  | 64,874.97  | 6,432.82   | 86,500.00  |
| 4130-00-000 | Legal Expense                       |            |            |           |            |            |            |            |
| 4130-01-000 | Unlawful Detainers                  | 0.00       | 26.67      | 26.67     | 576.00     | 240.03     | -335.97    | 320.00     |
| 4130-04-000 | General Legal Expense               | 0.00       | 390.00     | 390.00    | 5,650.85   | 3,510.00   | -2,140.85  | 4,680.00   |
| 4131-00-000 | Total Legal Expense                 | 0.00       | 416.67     | 416.67    | 6,226.85   | 3,750.03   | -2,476.82  | 5,000.00   |
| 4140-00-000 | Staff Training                      | -2,024.00  | 83.33      | 2,107.33  | 1,894.00   | 749.97     | -1,144.03  | 1,000.00   |
| 4150-00-000 | Travel                              | 0.00       | 83.33      | 83.33     | 1,214.16   | 749.97     | -464.19    | 1,000.00   |
| 4171-00-000 | Auditing Fees                       | 0.00       | 104.17     | 104.17    | 0.00       | 937.53     | 937.53     | 1,250.00   |
| 4189-00-000 | Total Other Admin Expenses          | 0.00       | 187.50     | 187.50    | 1,214.16   | 1,687.50   | 473.34     | 2,250.00   |
| 4190-00-000 | Miscellaneous Admin Expenses        |            |            |           |            |            |            |            |
| 4190-01-000 | Membership and Fees                 | 161.82     | 41.67      | -120.15   | 161.82     | 375.03     | 213.21     | 500.00     |
| 4190-02-000 | Publications                        | 0.00       | 41.67      | 41.67     | 0.00       | 375.03     | 375.03     | 500.00     |
| 4190-03-000 | Advertising                         | 0.00       | 41.67      | 41.67     | 0.00       | 375.03     | 375.03     | 500.00     |

**LINEWEAVER ANNEX APARTMENTS**  
**Statement of Revenues, Expenditures, and Changes in Fund Net Position**

January - September 2023

|             |                                      | PTD Actual | PTD Budget | Variance  | YTD Actual | YTD Budget | Variance   | Annual     |
|-------------|--------------------------------------|------------|------------|-----------|------------|------------|------------|------------|
| 4190-04-000 | Office Supplies                      | 116.95     | 83.33      | -33.62    | 383.30     | 749.97     | 366.67     | 1,000.00   |
| 4190-06-000 | Compliance                           | 0.00       | 141.67     | 141.67    | 1,200.00   | 1,275.03   | 75.03      | 1,700.00   |
| 4190-07-000 | Telephone & Internet                 | 225.96     | 233.33     | 7.37      | 2,442.92   | 2,099.97   | -342.95    | 2,800.00   |
| 4190-08-000 | Postage                              | 0.00       | 166.67     | 166.67    | 457.18     | 1,500.03   | 1,042.85   | 2,000.00   |
| 4190-10-000 | Copiers                              | 67.04      | 125.00     | 57.96     | 433.76     | 1,125.00   | 691.24     | 1,500.00   |
| 4190-12-000 | Software                             | 16.39      | 666.67     | 650.28    | 5,380.13   | 6,000.03   | 619.90     | 8,000.00   |
| 4190-13-000 | IT/Website Maintenance               | 118.99     | 208.33     | 89.34     | 1,010.17   | 1,874.97   | 864.80     | 2,500.00   |
| 4190-18-000 | Small Office Equipment               | 0.00       | 83.33      | 83.33     | 0.00       | 749.97     | 749.97     | 1,000.00   |
| 4190-22-000 | Other Misc Admin Expenses            | 0.00       | 250.00     | 250.00    | -780.81    | 2,250.00   | 3,030.81   | 3,000.00   |
| 4191-00-000 | Total Miscellaneous Admin Expenses   | 707.15     | 2,083.34   | 1,376.19  | 10,688.47  | 18,750.06  | 8,061.59   | 25,000.00  |
| 4199-00-000 | TOTAL ADMINISTRATIVE EXPENSES        | 5,818.29   | 9,979.17   | 4,160.88  | 78,465.63  | 89,812.53  | 11,346.90  | 119,750.00 |
| 4200-00-000 | TENANT SERVICES                      |            |            |           |            |            |            |            |
| 4220-01-000 | Other Tenant Svcs.                   | 1,932.52   | 83.33      | -1,849.19 | 11,447.36  | 749.97     | -10,697.39 | 1,000.00   |
| 4299-00-000 | TOTAL TENANT SERVICES EXPENSES       | 1,932.52   | 83.33      | -1,849.19 | 11,447.36  | 749.97     | -10,697.39 | 1,000.00   |
| 4300-00-000 | UTILITY EXPENSES                     |            |            |           |            |            |            |            |
| 4310-00-000 | Water                                | 766.42     | 833.33     | 66.91     | 6,689.73   | 7,499.97   | 810.24     | 10,000.00  |
| 4320-00-000 | Electricity                          | 4,862.04   | 5,416.67   | 554.63    | 54,634.75  | 48,750.03  | -5,884.72  | 65,000.00  |
| 4390-00-000 | Sewer & Trash                        | 1,774.20   | 2,083.33   | 309.13    | 15,761.60  | 18,749.97  | 2,988.37   | 25,000.00  |
| 4399-00-000 | TOTAL UTILITY EXPENSES               | 7,402.66   | 8,333.33   | 930.67    | 77,086.08  | 74,999.97  | -2,086.11  | 100,000.00 |
| 4400-00-000 | MAINTENANCE AND OPERATIONAL EXPENSES |            |            |           |            |            |            |            |
| 4400-99-000 | General Maint Expense                |            |            |           |            |            |            |            |
| 4410-00-000 | Maintenance Salaries                 | 4,567.28   | 5,683.33   | 1,116.05  | 41,692.96  | 51,149.97  | 9,457.01   | 68,200.00  |
| 4410-05-000 | Employee Benefit Contribution-Maint. | 1,075.31   | 1,630.00   | 554.69    | 9,450.71   | 14,670.00  | 5,219.29   | 19,560.00  |
| 4419-00-000 | Total General Maint Expense          | 5,642.59   | 7,313.33   | 1,670.74  | 51,143.67  | 65,819.97  | 14,676.30  | 87,760.00  |
| 4420-00-000 | Materials                            |            |            |           |            |            |            |            |
| 4420-01-000 | Supplies-Grounds                     | 124.99     | 25.00      | -99.99    | 124.99     | 225.00     | 100.01     | 300.00     |
| 4420-02-000 | Supplies-Appliance                   | 194.67     | 33.33      | -161.34   | 345.49     | 299.97     | -45.52     | 400.00     |
| 4420-03-000 | Supplies-Unit Turnover               | 1,198.30   | 250.00     | -948.30   | 3,473.28   | 2,250.00   | -1,223.28  | 3,000.00   |
| 4420-04-000 | Supplies-Electrical                  | 764.41     | 83.33      | -681.08   | 8,035.63   | 749.97     | -7,285.66  | 1,000.00   |
| 4420-05-000 | Supplies-Fuel & Parts                | 181.31     | 125.00     | -56.31    | 689.62     | 1,125.00   | 435.38     | 1,500.00   |
| 4420-06-000 | Supplies-Janitorial/Cleaning         | 62.50      | 58.33      | -4.17     | 1,634.16   | 524.97     | -1,109.19  | 700.00     |
| 4420-07-000 | Supplies-Maint/Repairs               | 377.70     | 583.33     | 205.63    | 7,159.42   | 5,249.97   | -1,909.45  | 7,000.00   |
| 4420-08-000 | Supplies-Plumbing                    | 182.73     | 133.33     | -49.40    | 663.68     | 1,199.97   | 536.29     | 1,600.00   |
| 4420-09-000 | Tools and Equipment                  | 0.00       | 166.67     | 166.67    | 34.47      | 1,500.03   | 1,465.56   | 2,000.00   |
| 4420-10-000 | Maintenance Paper/Supplies           | 0.34       | 41.67      | 41.33     | 253.88     | 375.03     | 121.15     | 500.00     |
| 4429-00-000 | Total Materials                      | 3,086.95   | 1,499.99   | -1,586.96 | 22,414.62  | 13,499.91  | -8,914.71  | 18,000.00  |

**LINEWEAVER ANNEX APARTMENTS**

**Statement of Revenues, Expenditures, and Changes in Fund Net Position**

January - September 2023

|             | PTD Actual                                 | PTD Budget | Variance  | YTD Actual | YTD Budget | Variance   | Annual     |            |
|-------------|--|------------|-----------|------------|------------|------------|------------|------------|
| 4430-00-000 | Contract Costs                             |            |           |            |            |            |            |            |
| 4430-01-000 | Contract-Routine Maintenance               | 1,177.42   | 0.00      | -1,177.42  | 1,177.42   | 0.00       | -1,177.42  | 0.00       |
| 4430-03-000 | Contract-Trash Collection                  | 728.28     | 225.00    | -503.28    | 2,378.26   | 2,025.00   | -353.26    | 2,700.00   |
| 4430-04-000 | Contract-Snow Removal                      | 0.00       | 250.00    | 250.00     | 62.50      | 2,250.00   | 2,187.50   | 3,000.00   |
| 4430-05-000 | Contract-Unit Turnover                     | 6,998.13   | 1,833.33  | -5,164.80  | 23,795.14  | 16,499.97  | -7,295.17  | 22,000.00  |
| 4430-06-000 | Contract-Electrical                        | 0.00       | 166.67    | 166.67     | 1,791.26   | 1,500.03   | -291.23    | 2,000.00   |
| 4430-07-000 | Contract-Pest Control                      | 1,664.92   | 500.00    | -1,164.92  | 14,950.21  | 4,500.00   | -10,450.21 | 6,000.00   |
| 4430-08-000 | Contract-Floor Covering                    | 0.00       | 416.67    | 416.67     | 0.00       | 3,750.03   | 3,750.03   | 5,000.00   |
| 4430-09-000 | Contract-Grounds                           | 0.00       | 50.00     | 50.00      | 0.00       | 450.00     | 450.00     | 600.00     |
| 4430-10-000 | Contract-Janitorial/Cleaning               | 122.84     | 125.00    | 2.16       | 1,148.03   | 1,125.00   | -23.03     | 1,500.00   |
| 4430-11-000 | Contract-Plumbing                          | 0.00       | 0.00      | 0.00       | 406.29     | 0.00       | -406.29    | 0.00       |
| 4430-12-000 | Contract-Inspections                       | 200.00     | 416.67    | 216.67     | 3,125.00   | 3,750.03   | 625.03     | 5,000.00   |
| 4430-13-000 | Contract-HVAC                              | 0.00       | 600.00    | 600.00     | 3,562.50   | 5,400.00   | 1,837.50   | 7,200.00   |
| 4430-15-000 | Contract-Video Surveillance                | 110.00     | 83.33     | -26.67     | 110.00     | 749.97     | 639.97     | 1,000.00   |
| 4430-17-000 | Contract-Elevator Maintenance              | 100.00     | 600.00    | 500.00     | 7,715.04   | 5,400.00   | -2,315.04  | 7,200.00   |
| 4430-18-000 | Contract-Alarm Monitoring                  | 15.00      | 50.00     | 35.00      | 415.50     | 450.00     | 34.50      | 600.00     |
| 4430-19-000 | Contract-Sprinkler Monitoring              | 0.00       | 100.00    | 100.00     | 1,152.38   | 900.00     | -252.38    | 1,200.00   |
| 4430-23-000 | Contract-Consultants                       | 240.00     | 0.00      | -240.00    | 20,163.64  | 0.00       | -20,163.64 | 0.00       |
| 4430-99-000 | Contract Costs-Other                       | 0.00       | 0.00      | 0.00       | 1,179.12   | 0.00       | -1,179.12  | 0.00       |
| 4439-00-000 | Total Contract Costs                       | 11,356.59  | 5,416.67  | -5,939.92  | 83,132.29  | 48,750.03  | -34,382.26 | 65,000.00  |
| 4499-00-000 | TOTAL MAINTENANCE AND OPERATIONAL EXPENSES | 20,086.13  | 14,229.99 | -5,856.14  | 156,690.58 | 128,069.91 | -28,620.67 | 170,760.00 |
| 4500-00-000 | GENERAL EXPENSES                           |            |           |            |            |            |            |            |
| 4510-00-000 | Insurance-Other                            | 213.93     | 166.67    | -47.26     | 1,614.51   | 1,500.03   | -114.48    | 2,000.00   |
| 4510-10-000 | Property Insurance                         | 306.08     | 333.33    | 27.25      | 2,484.47   | 2,999.97   | 515.50     | 4,000.00   |
| 4510-20-000 | Liability Insurance                        | 140.55     | 166.67    | 26.12      | 1,286.48   | 1,500.03   | 213.55     | 2,000.00   |
| 4510-30-000 | Workmen's Compensation                     | 150.13     | 166.67    | 16.54      | 1,548.23   | 1,500.03   | -48.20     | 2,000.00   |
| 4570-00-000 | Bad Debt-Tenant Rents                      | 0.00       | 416.67    | 416.67     | 0.00       | 3,750.03   | 3,750.03   | 5,000.00   |
| 4599-00-000 | TOTAL GENERAL EXPENSES                     | 810.69     | 1,250.01  | 439.32     | 6,933.69   | 11,250.09  | 4,316.40   | 15,000.00  |
| 4800-00-000 | FINANCING EXPENSE                          |            |           |            |            |            |            |            |
| 4851-00-000 | Interest Expense-Loan 1                    | 3,375.32   | 2,847.08  | -528.24    | 26,758.37  | 25,623.72  | -1,134.65  | 34,165.00  |
| 4899-00-000 | TOTAL FINANCING EXPENSES                   | 3,375.32   | 2,847.08  | -528.24    | 26,758.37  | 25,623.72  | -1,134.65  | 34,165.00  |
| 8000-00-000 | TOTAL EXPENSES                             | 39,425.61  | 36,722.91 | -2,702.70  | 357,381.71 | 330,506.19 | -26,875.52 | 440,675.00 |
| 9000-00-000 | NET INCOME                                 | -588.58    | 6,186.68  | -6,775.26  | 7,117.47   | 55,680.12  | -48,562.65 | 74,240.00  |

**COMMUNITY GRANTS**  
**Statement of Revenues, Expenditures, and Changes in Fund Net Position**

January - September 2023

|             |  | PTD Actual | PTD Budget | Variance   | YTD Actual | YTD Budget | Variance   | Annual     |
|-------------|--|------------|------------|------------|------------|------------|------------|------------|
| 2999-99-999 | Revenue & Expenses                             |            |            |            |            |            |            |            |
| 3000-00-000 | INCOME   |            |            |            |            |            |            |            |
| 3400-00-000 | GRANT INCOME                                   |            |            |            |            |            |            |            |
| 3410-50-100 | VA Homelessness Solutions Program              | 0.00       | 4,949.25   | -4,949.25  | 42,016.48  | 44,543.25  | -2,526.77  | 59,391.00  |
| 3410-53-100 | CHERP-HMIS Grant                               | 1,537.93   | 2,482.17   | -944.24    | 37,837.17  | 22,339.53  | 15,497.64  | 29,786.00  |
| 3410-60-200 | Homelessness Assistance Grant (HMIS/SNAP)      | 6,425.16   | 7,006.00   | -580.84    | 69,094.52  | 63,054.00  | 6,040.52   | 84,072.00  |
| 3410-61-200 | COC Planning Grant                             | 0.00       | 1,892.83   | -1,892.83  | 0.00       | 17,035.47  | -17,035.47 | 22,714.00  |
| 3499-00-000 | TOTAL GRANT INCOME                             | 7,963.09   | 16,330.25  | -8,367.16  | 148,948.17 | 146,972.25 | 1,975.92   | 195,963.00 |
| 3999-00-000 | TOTAL INCOME                                   | 7,963.09   | 16,330.25  | -8,367.16  | 148,948.17 | 146,972.25 | 1,975.92   | 195,963.00 |
| 4000-00-000 | EXPENSES                                       |            |            |            |            |            |            |            |
| 4100-00-000 | ADMINISTRATIVE EXPENSES                        |            |            |            |            |            |            |            |
| 4100-99-000 | Administrative Salaries                        |            |            |            |            |            |            |            |
| 4110-50-100 | Salary-VA Homelessness Solutions Program(VHSP) | 5,009.12   | 3,532.58   | -1,476.54  | 31,712.94  | 31,793.22  | 80.28      | 42,391.00  |
| 4110-50-101 | Adm Benefits-VA Homelessness Solutions Program | 1,324.37   | 1,250.00   | -74.37     | 7,920.93   | 11,250.00  | 3,329.07   | 15,000.00  |
| 4110-53-100 | Salary-CHERP HMIS                              | 0.00       | 2,482.17   | 2,482.17   | 10,361.39  | 22,339.53  | 11,978.14  | 29,786.00  |
| 4110-54-100 | Adm Benefits-CHERP-HMIS                        | 0.00       | 0.00       | 0.00       | 599.40     | 0.00       | -599.40    | 0.00       |
| 4110-60-200 | Salary-Homelessness Assistance Grant(HMIS)     | 381.92     | 5,000.00   | 4,618.08   | 39,185.06  | 45,000.00  | 5,814.94   | 60,000.00  |
| 4110-60-201 | Adm Benefits-Homelessness Assistance Grant(HMI | 107.97     | 1,000.00   | 892.03     | 10,950.79  | 9,000.00   | -1,950.79  | 12,000.00  |
| 4110-61-200 | Salary-COC Planning Grant                      | 4,338.46   | 1,392.83   | -2,945.63  | 10,993.92  | 12,535.47  | 1,541.55   | 16,714.00  |
| 4110-61-201 | Adm Benefits-COC Planning                      | 1,153.08   | 500.00     | -653.08    | 2,284.55   | 4,500.00   | 2,215.45   | 6,000.00   |
| 4110-99-000 | Total Administrative Salaries                  | 12,314.92  | 15,157.58  | 2,842.66   | 114,008.98 | 136,418.22 | 22,409.24  | 181,891.00 |
| 4190-00-000 | Miscellaneous Admin Expenses                   |            |            |            |            |            |            |            |
| 4190-50-100 | VA Homelessness Solutions Program(VHSP)        | 179.88     | 166.67     | -13.21     | 3,179.88   | 1,500.03   | -1,679.85  | 2,000.00   |
| 4190-53-100 | CHERP-HMIS-Fees, Licenses, etc                 | 19,256.70  | 0.00       | -19,256.70 | 38,771.00  | 0.00       | -38,771.00 | 0.00       |
| 4190-60-200 | Homelessness Assistance Grant (HMIS/SNAP)      | 15,058.82  | 1,006.00   | -14,052.82 | 20,831.10  | 9,054.00   | -11,777.10 | 12,072.00  |
| 4191-00-000 | Total Miscellaneous Admin Expenses             | 34,495.40  | 1,172.67   | -33,322.73 | 62,781.98  | 10,554.03  | -52,227.95 | 14,072.00  |
| 4199-00-000 | TOTAL ADMINISTRATIVE EXPENSES                  | 46,810.32  | 16,330.25  | -30,480.07 | 176,790.96 | 146,972.25 | -29,818.71 | 195,963.00 |
| 8000-00-000 | TOTAL EXPENSES                                 | 46,810.32  | 16,330.25  | -30,480.07 | 176,790.96 | 146,972.25 | -29,818.71 | 195,963.00 |
| 9000-00-000 | NET INCOME                                     | -38,847.23 | 0.00       | -38,847.23 | -27,842.79 | 0.00       | -27,842.79 | 0.00       |

**HOUSING CHOICE VOUCHER PROGRAM (incl. MTW, MS5, and FSS Grant)**  
**Statement of Revenues, Expenditures, and Changes in Fund Net Position**

January - September 2023

|             |                                      | PTD Actual | PTD Budget | Variance  | YTD Actual   | YTD Budget   | Variance   | Annual       |
|-------------|--------------------------------------|------------|------------|-----------|--------------|--------------|------------|--------------|
| 2999-99-999 | Revenue & Expenses                   |            |            |           |              |              |            |              |
| 3000-00-000 | INCOME                               |            |            |           |              |              |            |              |
| 3100-00-000 | TENANT INCOME                        |            |            |           |              |              |            |              |
| 3120-00-000 | Other Tenant Income                  |            |            |           |              |              |            |              |
| 3121-01-000 | Tenant Payment Agreement (TPA) Fraud | -65.00     | 0.00       | -65.00    | -65.00       | 0.00         | -65.00     | 0.00         |
| 3129-00-000 | Total Other Tenant Income            | -65.00     | 0.00       | -65.00    | -65.00       | 0.00         | -65.00     | 0.00         |
| 3199-00-000 | TOTAL TENANT INCOME                  | -65.00     | 0.00       | -65.00    | -65.00       | 0.00         | -65.00     | 0.00         |
| 3400-00-000 | GRANT INCOME                         |            |            |           |              |              |            |              |
| 3410-01-000 | Section 8 HAP Earned                 | 506,483.00 | 476,273.58 | 30,209.42 | 4,442,780.00 | 4,286,462.22 | 156,317.78 | 5,715,283.00 |
| 3410-02-000 | Section 8 Admin. Fee Income          | 79,516.00  | 51,734.75  | 27,781.25 | 896,290.00   | 465,612.75   | 430,677.25 | 620,817.00   |
| 3410-03-000 | Section 8 FSS Grant Income           | 5,068.98   | 5,250.00   | -181.02   | 53,316.14    | 47,250.00    | 6,066.14   | 63,000.00    |
| 3499-00-000 | TOTAL GRANT INCOME                   | 591,067.98 | 533,258.33 | 57,809.65 | 5,392,386.14 | 4,799,324.97 | 593,061.17 | 6,399,100.00 |
| 3600-00-000 | OTHER INCOME                         |            |            |           |              |              |            |              |
| 3640-00-000 | Fraud Recovery-HAP                   | 101.02     | 583.33     | -482.31   | 7,149.71     | 5,249.97     | 1,899.74   | 7,000.00     |
| 3640-01-000 | Fraud Recovery-ADM                   | 281.19     | 583.33     | -302.14   | 4,316.02     | 5,249.97     | -933.95    | 7,000.00     |
| 3650-00-000 | Miscellaneous Other Income           | 0.00       | 666.67     | -666.67   | 0.00         | 6,000.03     | -6,000.03  | 8,000.00     |
| 3651-00-000 | Misc Income-FSS Forfeitures          | 38.68      | 0.00       | 38.68     | 442.34       | 0.00         | 442.34     | 0.00         |
| 3699-00-000 | TOTAL OTHER INCOME                   | 420.89     | 1,833.33   | -1,412.44 | 11,908.07    | 16,499.97    | -4,591.90  | 22,000.00    |
| 3999-00-000 | TOTAL INCOME                         | 591,423.87 | 535,091.66 | 56,332.21 | 5,404,229.21 | 4,815,824.94 | 588,404.27 | 6,421,100.00 |
| 4000-00-000 | EXPENSES                             |            |            |           |              |              |            |              |
| 4100-00-000 | ADMINISTRATIVE EXPENSES              |            |            |           |              |              |            |              |
| 4100-99-000 | Administrative Salaries              |            |            |           |              |              |            |              |
| 4110-00-000 | Administrative Salaries              | 32,976.81  | 35,605.25  | 2,628.44  | 305,542.11   | 320,447.25   | 14,905.14  | 427,263.00   |
| 4110-04-000 | Employee Benefit Contribution-Admin  | 9,305.37   | 10,723.58  | 1,418.21  | 81,431.55    | 96,512.22    | 15,080.67  | 128,683.00   |
| 4110-20-400 | Administrative Salaries-FSS          | 3,725.82   | 3,918.75   | 192.93    | 35,395.29    | 35,268.75    | -126.54    | 47,025.00    |
| 4110-21-400 | Employee Benefits Contribution-FSS   | 1,347.22   | 1,331.25   | -15.97    | 10,132.76    | 11,981.25    | 1,848.49   | 15,975.00    |
| 4110-99-000 | Total Administrative Salaries        | 47,355.22  | 51,578.83  | 4,223.61  | 432,501.71   | 464,209.47   | 31,707.76  | 618,946.00   |
| 4130-00-000 | Legal Expense                        |            |            |           |              |              |            |              |
| 4130-02-000 | Criminal Background Checks           | 221.60     | 250.00     | 28.40     | 1,768.95     | 2,250.00     | 481.05     | 3,000.00     |
| 4130-04-000 | General Legal Expense                | 0.00       | 166.67     | 166.67    | 516.59       | 1,500.03     | 983.44     | 2,000.00     |
| 4131-00-000 | Total Legal Expense                  | 221.60     | 416.67     | 195.07    | 2,285.54     | 3,750.03     | 1,464.49   | 5,000.00     |
| 4140-00-000 | Staff Training                       | 4,720.50   | 666.67     | -4,053.83 | 16,671.66    | 6,000.03     | -10,671.63 | 8,000.00     |



**HOUSING CHOICE VOUCHER PROGRAM (incl. MTW, MS5, and FSS Grant)**  
**Statement of Revenues, Expenditures, and Changes in Fund Net Position**

January - September 2023

|             |                                    | PTD Actual | PTD Budget | Variance   | YTD Actual | YTD Budget | Variance   | Annual     |
|-------------|------------------------------------|------------|------------|------------|------------|------------|------------|------------|
| 4150-00-000 | Travel                             | 2,047.05   | 416.67     | -1,630.38  | 9,164.51   | 3,750.03   | -5,414.48  | 5,000.00   |
| 4171-00-000 | Auditing Fees                      | 0.00       | 753.33     | 753.33     | 0.00       | 6,779.97   | 6,779.97   | 9,040.00   |
| 4172-00-000 | Port Out Admin Fee Paid            | -185.56    | 166.67     | 352.23     | 0.00       | 1,500.03   | 1,500.03   | 2,000.00   |
| 4189-00-000 | Total Other Admin Expenses         | 1,861.49   | 1,336.67   | -524.82    | 9,164.51   | 12,030.03  | 2,865.52   | 16,040.00  |
| 4190-00-000 | Miscellaneous Admin Expenses       |            |            |            |            |            |            |            |
| 4190-01-000 | Membership and Fees                | 503.44     | 125.00     | -378.44    | 1,302.44   | 1,125.00   | -177.44    | 1,500.00   |
| 4190-03-000 | Advertising                        | 50.00      | 416.67     | 366.67     | 218.27     | 3,750.03   | 3,531.76   | 5,000.00   |
| 4190-04-000 | Office Supplies                    | 556.59     | 208.33     | -348.26    | 1,971.53   | 1,874.97   | -96.56     | 2,500.00   |
| 4190-05-000 | Fuel-Administrative                | 259.01     | 150.00     | -109.01    | 985.16     | 1,350.00   | 364.84     | 1,800.00   |
| 4190-06-000 | Compliance                         | 1,233.89   | 833.33     | -400.56    | 22,302.23  | 7,499.97   | -14,802.26 | 10,000.00  |
| 4190-07-000 | Telephone & Internet               | 439.63     | 375.00     | -64.63     | 5,509.93   | 3,375.00   | -2,134.93  | 4,500.00   |
| 4190-08-000 | Postage                            | 0.00       | 150.00     | 150.00     | 3,651.14   | 1,350.00   | -2,301.14  | 1,800.00   |
| 4190-10-000 | Copiers                            | 300.15     | 166.67     | -133.48    | 1,821.31   | 1,500.03   | -321.28    | 2,000.00   |
| 4190-12-000 | Software                           | -3,369.35  | 583.33     | 3,952.68   | 44,641.58  | 5,249.97   | -39,391.61 | 7,000.00   |
| 4190-13-000 | IT/Website Maintenance             | 10,390.15  | 533.33     | -9,856.82  | 13,785.79  | 4,799.97   | -8,985.82  | 6,400.00   |
| 4190-15-000 | Cell Phones/Pagers                 | 65.12      | 0.00       | -65.12     | 130.24     | 0.00       | -130.24    | 0.00       |
| 4190-17-000 | Landlord Incentives                | 0.00       | 1,250.00   | 1,250.00   | 0.00       | 11,250.00  | 11,250.00  | 15,000.00  |
| 4190-18-000 | Small Office Equipment             | 109.99     | 208.33     | 98.34      | 4,837.28   | 1,874.97   | -2,962.31  | 2,500.00   |
| 4190-22-000 | Other Misc Admin Expenses          | 5,122.29   | 416.67     | -4,705.62  | -5,932.07  | 3,750.03   | 9,682.10   | 5,000.00   |
| 4191-00-000 | Total Miscellaneous Admin Expenses | 15,660.91  | 5,416.66   | -10,244.25 | 95,224.83  | 48,749.94  | -46,474.89 | 65,000.00  |
| 4199-00-000 | TOTAL ADMINISTRATIVE EXPENSES      | 69,819.72  | 59,415.50  | -10,404.22 | 555,848.25 | 534,739.50 | -21,108.75 | 712,986.00 |
| 4200-00-000 | TENANT SERVICES                    |            |            |            |            |            |            |            |
| 4220-00-000 | Tenant Services-FSS Forfeitures    | 0.00       | 0.00       | 0.00       | 1,346.19   | 0.00       | -1,346.19  | 0.00       |
| 4220-01-000 | Other Tenant Svcs.                 | 3,410.00   | 0.00       | -3,410.00  | 21,135.00  | 0.00       | -21,135.00 | 0.00       |
| 4220-02-000 | Tenant FSS Goal Incentives         | 2,700.00   | 0.00       | -2,700.00  | 4,475.00   | 0.00       | -4,475.00  | 0.00       |
| 4299-00-000 | TOTAL TENANT SERVICES EXPENSES     | 6,110.00   | 0.00       | -6,110.00  | 26,956.19  | 0.00       | -26,956.19 | 0.00       |
| 4300-00-000 | UTILITY EXPENSES                   |            |            |            |            |            |            |            |
| 4320-00-000 | Electricity                        | 442.59     | 333.33     | -109.26    | 3,396.41   | 2,999.97   | -396.44    | 4,000.00   |
| 4330-00-000 | Gas                                | 42.72      | 166.67     | 123.95     | 1,629.90   | 1,500.03   | -129.87    | 2,000.00   |
| 4399-00-000 | TOTAL UTILITY EXPENSES             | 485.31     | 500.00     | 14.69      | 5,026.31   | 4,500.00   | -526.31    | 6,000.00   |
| 4500-00-000 | GENERAL EXPENSES                   |            |            |            |            |            |            |            |
| 4510-00-000 | Insurance-Other                    | 73.38      | 150.00     | 76.62      | 1,112.20   | 1,350.00   | 237.80     | 1,800.00   |
| 4510-10-000 | Property Insurance                 | 22.52      | 25.00      | 2.48       | 303.84     | 225.00     | -78.84     | 300.00     |
| 4510-20-000 | Liability Insurance                | 14.63      | 16.67      | 2.04       | 169.79     | 150.03     | -19.76     | 200.00     |
| 4510-30-000 | Workmen's Compensation             | 533.81     | 575.00     | 41.19      | 4,596.24   | 5,175.00   | 578.76     | 6,900.00   |
| 4599-00-000 | TOTAL GENERAL EXPENSES             | 644.34     | 766.67     | 122.33     | 6,182.07   | 6,900.03   | 717.96     | 9,200.00   |

**HOUSING CHOICE VOUCHER PROGRAM (incl. MTW, MS5, and FSS Grant)**  
**Statement of Revenues, Expenditures, and Changes in Fund Net Position**

January - September 2023

|             |                                   | <b>PTD Actual</b> | <b>PTD Budget</b> | <b>Variance</b> | <b>YTD Actual</b> | <b>YTD Budget</b> | <b>Variance</b> | <b>Annual</b> |
|-------------|-----------------------------------|-------------------|-------------------|-----------------|-------------------|-------------------|-----------------|---------------|
| 4700-00-000 | HOUSING ASSISTANCE PAYMENTS       |                   |                   |                 |                   |                   |                 |               |
| 4715-00-000 | Housing Assistance Payments       | 517,577.00        | 477,523.58        | -40,053.42      | 4,420,502.00      | 4,297,712.22      | -122,789.78     | 5,730,283.00  |
| 4715-01-000 | Tenant Utility Payments-Voucher   | 6,011.00          | 0.00              | -6,011.00       | 58,058.00         | 0.00              | -58,058.00      | 0.00          |
| 4715-02-000 | Port Out HAP Payments             | -3,528.00         | 0.00              | 3,528.00        | 5,706.00          | 0.00              | -5,706.00       | 0.00          |
| 4715-06-000 | FSS Escrow Payments               | 201.00            | 0.00              | -201.00         | 18,181.00         | 0.00              | -18,181.00      | 0.00          |
| 4799-00-000 | TOTAL HOUSING ASSISTANCE PAYMENTS | 520,261.00        | 477,523.58        | -42,737.42      | 4,502,447.00      | 4,297,712.22      | -204,734.78     | 5,730,283.00  |
| 8000-00-000 | TOTAL EXPENSES                    | 597,320.37        | 538,205.75        | -59,114.62      | 5,096,459.82      | 4,843,851.75      | -252,608.07     | 6,458,469.00  |
| 9000-00-000 | NET INCOME                        | -5,896.50         | -3,114.09         | -2,782.41       | 307,769.39        | -28,026.81        | 335,796.20      | -37,369.00    |

**JR POLLY LINEWEAVER APARTMENTS (incl. Service Coordinator Grant)**  
**Statement of Revenues, Expenditures, and Changes in Fund Net Position**

January - September 2023

|   | PTD Actual | PTD Budget | Variance  | YTD Actual | YTD Budget | Variance   | Annual     |
|---|------------|------------|-----------|------------|------------|------------|------------|
| 2999-99-999 Revenue & Expenses                  |            |            |           |            |            |            |            |
| 3000-00-000 INCOME                              |            |            |           |            |            |            |            |
| 3100-00-000 TENANT INCOME                       |            |            |           |            |            |            |            |
| 3101-00-000 Rental Income                       |            |            |           |            |            |            |            |
| 3111-00-000 Tenant Rent                         | 14,344.00  | 15,568.33  | -1,224.33 | 130,033.80 | 140,114.97 | -10,081.17 | 186,820.00 |
| 3112-00-000 50059 HAP Subsidy                   | 20,502.00  | 23,588.42  | -3,086.42 | 185,324.00 | 212,295.78 | -26,971.78 | 283,061.00 |
| 3119-00-000 Total Rental Income                 | 34,846.00  | 39,156.75  | -4,310.75 | 315,357.80 | 352,410.75 | -37,052.95 | 469,881.00 |
| 3120-00-000 Other Tenant Income                 |            |            |           |            |            |            |            |
| 3120-01-000 Laundry and Vending                 | 438.62     | 400.00     | 38.62     | 3,113.17   | 3,600.00   | -486.83    | 4,800.00   |
| 3120-02-000 Cleaning Fee                        | 0.00       | 0.00       | 0.00      | 309.00     | 0.00       | 309.00     | 0.00       |
| 3120-03-000 Damages                             | 1,264.00   | 400.00     | 864.00    | 10,003.84  | 3,600.00   | 6,403.84   | 4,800.00   |
| 3120-04-000 Late Charges                        | 0.00       | 41.67      | -41.67    | 399.00     | 375.03     | 23.97      | 500.00     |
| 3120-05-000 Legal Fees - Tenant                 | 89.00      | 50.00      | 39.00     | 180.73     | 450.00     | -269.27    | 600.00     |
| 3120-08-000 Workorders/Maint Charges            | 0.00       | 508.33     | -508.33   | 2,981.06   | 4,574.97   | -1,593.91  | 6,100.00   |
| 3129-00-000 Total Other Tenant Income           | 1,791.62   | 1,400.00   | 391.62    | 16,986.80  | 12,600.00  | 4,386.80   | 16,800.00  |
| 3199-00-000 TOTAL TENANT INCOME                 | 36,637.62  | 40,556.75  | -3,919.13 | 332,344.60 | 365,010.75 | -32,666.15 | 486,681.00 |
| 3400-00-000 GRANT INCOME                        |            |            |           |            |            |            |            |
| 3410-20-300 Service Coordinator Grant (SC)      | 16,634.71  | 5,713.00   | 10,921.71 | 41,540.35  | 51,417.00  | -9,876.65  | 68,556.00  |
| 3499-00-000 TOTAL GRANT INCOME                  | 16,634.71  | 5,713.00   | 10,921.71 | 41,540.35  | 51,417.00  | -9,876.65  | 68,556.00  |
| 3999-00-000 TOTAL INCOME                        | 53,272.33  | 46,269.75  | 7,002.58  | 373,884.95 | 416,427.75 | -42,542.80 | 555,237.00 |
| 4000-00-000 EXPENSES                            |            |            |           |            |            |            |            |
| 4100-00-000 ADMINISTRATIVE EXPENSES             |            |            |           |            |            |            |            |
| 4100-99-000 Administrative Salaries             |            |            |           |            |            |            |            |
| 4110-00-000 Administrative Salaries             | 3,376.10   | 3,137.50   | -238.60   | 28,679.64  | 28,237.50  | -442.14    | 37,650.00  |
| 4110-04-000 Employee Benefit Contribution-Admin | 1,148.81   | 1,450.00   | 301.19    | 8,860.77   | 13,050.00  | 4,189.23   | 17,400.00  |
| 4110-99-000 Total Administrative Salaries       | 4,524.91   | 4,587.50   | 62.59     | 37,540.41  | 41,287.50  | 3,747.09   | 55,050.00  |
| 4130-00-000 Legal Expense                       |            |            |           |            |            |            |            |
| 4130-01-000 Unlawful Detainers                  | 0.00       | 83.33      | 83.33     | 281.00     | 749.97     | 468.97     | 1,000.00   |
| 4130-02-000 Criminal Background Checks          | 0.00       | 16.67      | 16.67     | 124.65     | 150.03     | 25.38      | 200.00     |
| 4130-04-000 General Legal Expense               | 1,162.50   | 316.67     | -845.83   | 15,042.25  | 2,850.03   | -12,192.22 | 3,800.00   |
| 4131-00-000 Total Legal Expense                 | 1,162.50   | 416.67     | -745.83   | 15,447.90  | 3,750.03   | -11,697.87 | 5,000.00   |
| 4140-00-000 Staff Training                      | 0.00       | 83.33      | 83.33     | 870.50     | 749.97     | -120.53    | 1,000.00   |
| 4150-00-000 Travel                              | 0.00       | 83.33      | 83.33     | 848.95     | 749.97     | -98.98     | 1,000.00   |

**JR POLLY LINEWEAVER APARTMENTS (incl. Service Coordinator Grant)**  
**Statement of Revenues, Expenditures, and Changes in Fund Net Position**

January - September 2023

|             |                                      | PTD Actual | PTD Budget | Variance  | YTD Actual | YTD Budget | Variance   | Annual     |
|-------------|--------------------------------------|------------|------------|-----------|------------|------------|------------|------------|
| 4171-00-000 | Auditing Fees                        | 0.00       | 145.83     | 145.83    | 0.00       | 1,312.47   | 1,312.47   | 1,750.00   |
| 4189-00-000 | Total Other Admin Expenses           | 0.00       | 229.16     | 229.16    | 848.95     | 2,062.44   | 1,213.49   | 2,750.00   |
| 4190-00-000 | Miscellaneous Admin Expenses         |            |            |           |            |            |            |            |
| 4190-01-000 | Membership and Fees                  | 107.88     | 41.67      | -66.21    | 107.88     | 375.03     | 267.15     | 500.00     |
| 4190-02-000 | Publications                         | 0.00       | 20.83      | 20.83     | 0.00       | 187.47     | 187.47     | 250.00     |
| 4190-03-000 | Advertising                          | 0.00       | 20.83      | 20.83     | 0.00       | 187.47     | 187.47     | 250.00     |
| 4190-04-000 | Office Supplies                      | 77.97      | 83.33      | 5.36      | 399.18     | 749.97     | 350.79     | 1,000.00   |
| 4190-07-000 | Telephone & Internet                 | 404.22     | 291.67     | -112.55   | 3,139.30   | 2,625.03   | -514.27    | 3,500.00   |
| 4190-08-000 | Postage                              | 0.00       | 83.33      | 83.33     | 304.78     | 749.97     | 445.19     | 1,000.00   |
| 4190-10-000 | Copiers                              | 61.31      | 83.33      | 22.02     | 376.47     | 749.97     | 373.50     | 1,000.00   |
| 4190-12-000 | Software                             | 10.93      | 458.33     | 447.40    | 3,915.66   | 4,124.97   | 209.31     | 5,500.00   |
| 4190-13-000 | IT/Website Maintenance               | 79.33      | 125.00     | 45.67     | 673.45     | 1,125.00   | 451.55     | 1,500.00   |
| 4190-18-000 | Small Office Equipment               | 0.00       | 25.00      | 25.00     | 0.00       | 225.00     | 225.00     | 300.00     |
| 4190-22-000 | Other Misc Admin Expenses            | 0.00       | 16.67      | 16.67     | -714.61    | 150.03     | 864.64     | 200.00     |
| 4191-00-000 | Total Miscellaneous Admin Expenses   | 741.64     | 1,249.99   | 508.35    | 8,202.11   | 11,249.91  | 3,047.80   | 15,000.00  |
| 4199-00-000 | TOTAL ADMINISTRATIVE EXPENSES        | 6,429.05   | 6,566.65   | 137.60    | 62,909.87  | 59,099.85  | -3,810.02  | 78,800.00  |
| 4200-00-000 | TENANT SERVICES                      |            |            |           |            |            |            |            |
| 4210-20-300 | Tenant Services-Salaries             | 4,396.20   | 4,058.33   | -337.87   | 31,765.95  | 36,524.97  | 4,759.02   | 48,700.00  |
| 4211-20-300 | Tenant Services-Benefits             | 954.87     | 1,145.92   | 191.05    | 7,950.71   | 10,313.28  | 2,362.57   | 13,751.00  |
| 4220-01-000 | Other Tenant Svcs.                   | 1,862.52   | 83.33      | -1,779.19 | 11,377.36  | 749.97     | -10,627.39 | 1,000.00   |
| 4240-20-300 | Tenant Services-Other Direct Costs   | 245.02     | 333.33     | 88.31     | 2,999.59   | 2,999.97   | 0.38       | 4,000.00   |
| 4241-20-300 | Tenant Services-Training             | 0.00       | 83.33      | 83.33     | 470.00     | 749.97     | 279.97     | 1,000.00   |
| 4242-20-300 | Tenant Services-Supplies & Materials | 10.40      | 8.75       | -1.65     | 215.11     | 78.75      | -136.36    | 105.00     |
| 4243-20-300 | Tenant Services-Travel               | 0.00       | 83.33      | 83.33     | 0.00       | 749.97     | 749.97     | 1,000.00   |
| 4299-00-000 | TOTAL TENANT SERVICES EXPENSES       | 7,469.01   | 5,796.32   | -1,672.69 | 54,778.72  | 52,166.88  | -2,611.84  | 69,556.00  |
| 4300-00-000 | UTILITY EXPENSES                     |            |            |           |            |            |            |            |
| 4310-00-000 | Water                                | 793.36     | 666.67     | -126.69   | 6,775.69   | 6,000.03   | -775.66    | 8,000.00   |
| 4320-00-000 | Electricity                          | 4,908.76   | 5,833.33   | 924.57    | 60,838.06  | 52,499.97  | -8,338.09  | 70,000.00  |
| 4390-00-000 | Sewer & Trash                        | 1,833.34   | 2,083.33   | 249.99    | 16,165.26  | 18,749.97  | 2,584.71   | 25,000.00  |
| 4399-00-000 | TOTAL UTILITY EXPENSES               | 7,535.46   | 8,583.33   | 1,047.87  | 83,779.01  | 77,249.97  | -6,529.04  | 103,000.00 |
| 4400-00-000 | MAINTENANCE AND OPERATIONAL EXPENSES |            |            |           |            |            |            |            |
| 4400-99-000 | General Maint Expense                |            |            |           |            |            |            |            |
| 4410-00-000 | Maintenance Salaries                 | 4,518.06   | 5,683.00   | 1,164.94  | 40,840.56  | 51,147.00  | 10,306.44  | 68,196.00  |
| 4410-05-000 | Employee Benefit Contribution-Maint. | 1,075.56   | 1,705.00   | 629.44    | 9,413.80   | 15,345.00  | 5,931.20   | 20,460.00  |
| 4419-00-000 | Total General Maint Expense          | 5,593.62   | 7,388.00   | 1,794.38  | 50,254.36  | 66,492.00  | 16,237.64  | 88,656.00  |
| 4420-00-000 | Materials                            |            |            |           |            |            |            |            |

**JR POLLY LINEWEAVER APARTMENTS (incl. Service Coordinator Grant)**  
**Statement of Revenues, Expenditures, and Changes in Fund Net Position**

January - September 2023

|             |   | <b>PTD Actual</b> | <b>PTD Budget</b> | <b>Variance</b>  | <b>YTD Actual</b> | <b>YTD Budget</b> | <b>Variance</b>   | <b>Annual</b>     |
|-------------|---|-------------------|-------------------|------------------|-------------------|-------------------|-------------------|-------------------|
| 4420-01-000 | Supplies-Grounds                                  | 125.00            | 41.67             | -83.33           | 125.00            | 375.03            | 250.03            | 500.00            |
| 4420-02-000 | Supplies-Appliance                                | 194.67            | 25.00             | -169.67          | 752.39            | 225.00            | -527.39           | 300.00            |
| 4420-03-000 | Supplies-Unit Turnover                            | 1,198.30          | 333.33            | -864.97          | 2,827.14          | 2,999.97          | 172.83            | 4,000.00          |
| 4420-04-000 | Supplies-Electrical                               | 911.05            | 50.00             | -861.05          | 3,922.47          | 450.00            | -3,472.47         | 600.00            |
| 4420-05-000 | Supplies-Fuel & Parts                             | 168.35            | 125.00            | -43.35           | 640.34            | 1,125.00          | 484.66            | 1,500.00          |
| 4420-06-000 | Supplies-Janitorial/Cleaning                      | 62.50             | 62.50             | 0.00             | 1,660.29          | 562.50            | -1,097.79         | 750.00            |
| 4420-07-000 | Supplies-Maint/Repairs                            | 433.02            | 350.00            | -83.02           | 10,971.62         | 3,150.00          | -7,821.62         | 4,200.00          |
| 4420-08-000 | Supplies-Plumbing                                 | 317.66            | 166.67            | -150.99          | 754.07            | 1,500.03          | 745.96            | 2,000.00          |
| 4420-09-000 | Tools and Equipment                               | 151.99            | 83.33             | -68.66           | 223.86            | 749.97            | 526.11            | 1,000.00          |
| 4420-10-000 | Maintenance Paper/Supplies                        | 0.34              | 12.50             | 12.16            | 152.14            | 112.50            | -39.64            | 150.00            |
| 4429-00-000 | <b>Total Materials</b>                            | <b>3,562.88</b>   | <b>1,250.00</b>   | <b>-2,312.88</b> | <b>22,029.32</b>  | <b>11,250.00</b>  | <b>-10,779.32</b> | <b>15,000.00</b>  |
| 4430-00-000 | <b>Contract Costs</b>                             |                   |                   |                  |                   |                   |                   |                   |
| 4430-01-000 | Contract-Routine Maintenance                      | 0.00              | 41.67             | 41.67            | 7,830.00          | 375.03            | -7,454.97         | 500.00            |
| 4430-03-000 | Contract-Trash Collection                         | 703.45            | 208.33            | -495.12          | 2,274.16          | 1,874.97          | -399.19           | 2,500.00          |
| 4430-04-000 | Contract-Snow Removal                             | 0.00              | 166.67            | 166.67           | 62.50             | 1,500.03          | 1,437.53          | 2,000.00          |
| 4430-05-000 | Contract-Unit Turnover                            | 4,844.02          | 1,450.00          | -3,394.02        | 18,249.13         | 13,050.00         | -5,199.13         | 17,400.00         |
| 4430-06-000 | Contract-Electrical                               | 495.00            | 208.33            | -286.67          | 3,529.83          | 1,874.97          | -1,654.86         | 2,500.00          |
| 4430-07-000 | Contract-Pest Control                             | 4,064.92          | 83.33             | -3,981.59        | 17,555.22         | 749.97            | -16,805.25        | 1,000.00          |
| 4430-08-000 | Contract-Floor Covering                           | 0.00              | 83.33             | 83.33            | 175.00            | 749.97            | 574.97            | 1,000.00          |
| 4430-09-000 | Contract-Grounds                                  | 0.00              | 0.00              | 0.00             | 4,690.00          | 0.00              | -4,690.00         | 0.00              |
| 4430-10-000 | Contract-Janitorial/Cleaning                      | 122.84            | 125.00            | 2.16             | 1,148.03          | 1,125.00          | -23.03            | 1,500.00          |
| 4430-11-000 | Contract-Plumbing                                 | 550.23            | 266.67            | -283.56          | 2,698.23          | 2,400.03          | -298.20           | 3,200.00          |
| 4430-13-000 | Contract-HVAC                                     | 0.00              | 583.33            | 583.33           | 3,412.50          | 5,249.97          | 1,837.47          | 7,000.00          |
| 4430-15-000 | Contract-Video Surveillance                       | 0.00              | 41.67             | 41.67            | 0.00              | 375.03            | 375.03            | 500.00            |
| 4430-17-000 | Contract-Elevator Maintenance                     | 0.00              | 1,266.67          | 1,266.67         | 16,103.32         | 11,400.03         | -4,703.29         | 15,200.00         |
| 4430-18-000 | Contract-Alarm Monitoring                         | 15.00             | 41.67             | 26.67            | 415.50            | 375.03            | -40.47            | 500.00            |
| 4430-19-000 | Contract-Sprinkler Monitoring                     | 0.00              | 100.00            | 100.00           | 1,152.37          | 900.00            | -252.37           | 1,200.00          |
| 4430-99-000 | Contract Costs-Other                              | 0.00              | 333.33            | 333.33           | 700.35            | 2,999.97          | 2,299.62          | 4,000.00          |
| 4439-00-000 | <b>Total Contract Costs</b>                       | <b>10,795.46</b>  | <b>5,000.00</b>   | <b>-5,795.46</b> | <b>79,996.14</b>  | <b>45,000.00</b>  | <b>-34,996.14</b> | <b>60,000.00</b>  |
| 4499-00-000 | <b>TOTAL MAINTENANCE AND OPERATIONAL EXPENSES</b> | <b>19,951.96</b>  | <b>13,638.00</b>  | <b>-6,313.96</b> | <b>152,279.82</b> | <b>122,742.00</b> | <b>-29,537.82</b> | <b>163,656.00</b> |
| 4500-00-000 | <b>GENERAL EXPENSES</b>                           |                   |                   |                  |                   |                   |                   |                   |
| 4510-00-000 | Insurance-Other                                   | 278.27            | 191.67            | -86.60           | 2,265.23          | 1,725.03          | -540.20           | 2,300.00          |
| 4510-10-000 | Property Insurance                                | 374.14            | 333.33            | -40.81           | 2,880.10          | 2,999.97          | 119.87            | 4,000.00          |
| 4510-20-000 | Liability Insurance                               | 169.81            | 279.17            | 109.36           | 1,392.43          | 2,512.53          | 1,120.10          | 3,350.00          |
| 4510-30-000 | Workmen's Compensation                            | 133.45            | 191.67            | 58.22            | 1,068.90          | 1,725.03          | 656.13            | 2,300.00          |
| 4570-00-000 | Bad Debt-Tenant Rents                             | 0.00              | 833.33            | 833.33           | 0.00              | 7,499.97          | 7,499.97          | 10,000.00         |
| 4599-00-000 | <b>TOTAL GENERAL EXPENSES</b>                     | <b>955.67</b>     | <b>1,829.17</b>   | <b>873.50</b>    | <b>7,606.66</b>   | <b>16,462.53</b>  | <b>8,855.87</b>   | <b>21,950.00</b>  |

**JR POLLY LINEWEAVER APARTMENTS (incl. Service Coordinator Grant)**  
**Statement of Revenues, Expenditures, and Changes in Fund Net Position**

January - September 2023

|             |                          | <b>PTD Actual</b> | <b>PTD Budget</b> | <b>Variance</b> | <b>YTD Actual</b> | <b>YTD Budget</b> | <b>Variance</b> | <b>Annual</b> |
|-------------|--------------------------|-------------------|-------------------|-----------------|-------------------|-------------------|-----------------|---------------|
| 4800-00-000 | FINANCING EXPENSE        |                   |                   |                 |                   |                   |                 |               |
| 4851-00-000 | Interest Expense-Loan 1  | 2,381.28          | 2,226.75          | -154.53         | 21,740.23         | 20,040.75         | -1,699.48       | 26,721.00     |
| 4899-00-000 | TOTAL FINANCING EXPENSES | 2,381.28          | 2,226.75          | -154.53         | 21,740.23         | 20,040.75         | -1,699.48       | 26,721.00     |
| 8000-00-000 | TOTAL EXPENSES           | 44,722.43         | 38,640.22         | -6,082.21       | 383,094.31        | 347,761.98        | -35,332.33      | 463,683.00    |
| 9000-00-000 | NET INCOME               | 8,549.90          | 7,629.53          | 920.37          | -9,209.36         | 68,665.77         | -77,875.13      | 91,554.00     |

**FRANKLIN HEIGHTS LLC (incl. CDBG Grants)**  
**Statement of Revenues, Expenditures, and Changes in Fund Net Position**

January - September 2023

|             |                                     | PTD Actual | PTD Budget | Variance   | YTD Actual   | YTD Budget   | Variance   | Annual       |
|-------------|-------------------------------------|------------|------------|------------|--------------|--------------|------------|--------------|
| 2999-99-999 | Revenue & Expenses                  |            |            |            |              |              |            |              |
| 3000-00-000 | INCOME                              |            |            |            |              |              |            |              |
| 3100-00-000 | TENANT INCOME                       |            |            |            |              |              |            |              |
| 3101-00-000 | Rental Income                       |            |            |            |              |              |            |              |
| 3111-00-000 | Tenant Rent                         | 41,064.00  | 37,500.00  | 3,564.00   | 389,726.52   | 337,500.00   | 52,226.52  | 450,000.00   |
| 3112-06-000 | PBV HAP Subsidy                     | 105,149.00 | 104,503.00 | 646.00     | 891,523.00   | 940,527.00   | -49,004.00 | 1,254,036.00 |
| 3119-00-000 | Total Rental Income                 | 146,213.00 | 142,003.00 | 4,210.00   | 1,281,249.52 | 1,278,027.00 | 3,222.52   | 1,704,036.00 |
| 3120-00-000 | Other Tenant Income                 |            |            |            |              |              |            |              |
| 3120-03-000 | Damages                             | 3,679.00   | 83.33      | 3,595.67   | 36,069.00    | 749.97       | 35,319.03  | 1,000.00     |
| 3120-04-000 | Late Charges                        | 789.00     | 83.33      | 705.67     | 7,744.00     | 749.97       | 6,994.03   | 1,000.00     |
| 3120-05-000 | Legal Fees - Tenant                 | 0.00       | 83.33      | -83.33     | 370.00       | 749.97       | -379.97    | 1,000.00     |
| 3120-06-000 | NSF Charges                         | 0.00       | 8.33       | -8.33      | 0.00         | 74.97        | -74.97     | 100.00       |
| 3120-07-000 | Tenant Owed Utilities               | 130.00     | 1,408.33   | -1,278.33  | 1,192.90     | 12,674.97    | -11,482.07 | 16,900.00    |
| 3120-08-000 | Workorders/Maint Charges            | 0.00       | 1,666.67   | -1,666.67  | 40.00        | 15,000.03    | -14,960.03 | 20,000.00    |
| 3120-11-000 | Collection Loss-Tenants             | 0.00       | 0.00       | 0.00       | 1,386.69     | 0.00         | 1,386.69   | 0.00         |
| 3129-00-000 | Total Other Tenant Income           | 4,598.00   | 3,333.32   | 1,264.68   | 46,802.59    | 29,999.88    | 16,802.71  | 40,000.00    |
| 3199-00-000 | TOTAL TENANT INCOME                 | 150,811.00 | 145,336.32 | 5,474.68   | 1,328,052.11 | 1,308,026.88 | 20,025.23  | 1,744,036.00 |
| 3400-00-000 | GRANT INCOME                        |            |            |            |              |              |            |              |
| 3415-00-000 | Other Government Grants             | 0.00       | 13,750.00  | -13,750.00 | 78,000.00    | 123,750.00   | -45,750.00 | 165,000.00   |
| 3499-00-000 | TOTAL GRANT INCOME                  | 0.00       | 13,750.00  | -13,750.00 | 78,000.00    | 123,750.00   | -45,750.00 | 165,000.00   |
| 3600-00-000 | OTHER INCOME                        |            |            |            |              |              |            |              |
| 3610-00-000 | Investment Income - Unrestricted    | 207.52     | 50.00      | 157.52     | 2,144.00     | 450.00       | 1,694.00   | 600.00       |
| 3699-00-000 | TOTAL OTHER INCOME                  | 207.52     | 50.00      | 157.52     | 2,144.00     | 450.00       | 1,694.00   | 600.00       |
| 3999-00-000 | TOTAL INCOME                        | 151,018.52 | 159,136.32 | -8,117.80  | 1,408,196.11 | 1,432,226.88 | -24,030.77 | 1,909,636.00 |
| 4000-00-000 | EXPENSES                            |            |            |            |              |              |            |              |
| 4100-00-000 | ADMINISTRATIVE EXPENSES             |            |            |            |              |              |            |              |
| 4100-99-000 | Administrative Salaries             |            |            |            |              |              |            |              |
| 4110-00-000 | Administrative Salaries             | 19,020.66  | 23,925.00  | 4,904.34   | 193,257.40   | 215,325.00   | 22,067.60  | 287,100.00   |
| 4110-04-000 | Employee Benefit Contribution-Admin | 6,429.07   | 6,116.25   | -312.82    | 55,201.32    | 55,046.25    | -155.07    | 73,395.00    |
| 4110-99-000 | Total Administrative Salaries       | 25,449.73  | 30,041.25  | 4,591.52   | 248,458.72   | 270,371.25   | 21,912.53  | 360,495.00   |
| 4130-00-000 | Legal Expense                       |            |            |            |              |              |            |              |
| 4130-01-000 | Unlawful Detainers                  | 0.00       | 41.67      | 41.67      | 484.00       | 375.03       | -108.97    | 500.00       |

**FRANKLIN HEIGHTS LLC (incl. CDBG Grants)**  
**Statement of Revenues, Expenditures, and Changes in Fund Net Position**

January - September 2023

|             |                                      | PTD Actual | PTD Budget | Variance  | YTD Actual | YTD Budget | Variance   | Annual     |
|-------------|--------------------------------------|------------|------------|-----------|------------|------------|------------|------------|
| 4130-04-000 | General Legal Expense                | 0.00       | 125.00     | 125.00    | 11,156.61  | 1,125.00   | -10,031.61 | 1,500.00   |
| 4131-00-000 | Total Legal Expense                  | 0.00       | 166.67     | 166.67    | 11,640.61  | 1,500.03   | -10,140.58 | 2,000.00   |
| 4140-00-000 | Staff Training                       | 483.50     | 166.67     | -316.83   | 10,307.00  | 1,500.03   | -8,806.97  | 2,000.00   |
| 4150-00-000 | Travel                               | 1,990.48   | 166.67     | -1,823.81 | 4,984.58   | 1,500.03   | -3,484.55  | 2,000.00   |
| 4171-00-000 | Auditing Fees                        | 0.00       | 183.33     | 183.33    | 0.00       | 1,649.97   | 1,649.97   | 2,200.00   |
| 4189-00-000 | Total Other Admin Expenses           | 1,990.48   | 350.00     | -1,640.48 | 4,984.58   | 3,150.00   | -1,834.58  | 4,200.00   |
| 4190-00-000 | Miscellaneous Admin Expenses         |            |            |           |            |            |            |            |
| 4190-01-000 | Membership and Fees                  | 485.47     | 291.67     | -193.80   | 485.47     | 2,625.03   | 2,139.56   | 3,500.00   |
| 4190-02-000 | Publications                         | 0.00       | 166.67     | 166.67    | 384.62     | 1,500.03   | 1,115.41   | 2,000.00   |
| 4190-03-000 | Advertising                          | 0.00       | 125.00     | 125.00    | 724.00     | 1,125.00   | 401.00     | 1,500.00   |
| 4190-04-000 | Office Supplies                      | 649.50     | 666.67     | 17.17     | 2,677.19   | 6,000.03   | 3,322.84   | 8,000.00   |
| 4190-06-000 | Compliance                           | 239.00     | 583.33     | 344.33    | 649.00     | 5,249.97   | 4,600.97   | 7,000.00   |
| 4190-07-000 | Telephone & Internet                 | 311.58     | 750.00     | 438.42    | 3,250.74   | 6,750.00   | 3,499.26   | 9,000.00   |
| 4190-08-000 | Postage                              | 0.00       | 500.00     | 500.00    | 3,157.14   | 4,500.00   | 1,342.86   | 6,000.00   |
| 4190-10-000 | Copiers                              | 212.69     | 416.67     | 203.98    | 1,419.18   | 3,750.03   | 2,330.85   | 5,000.00   |
| 4190-12-000 | Software                             | 1,129.42   | 1,666.67   | 537.25    | 18,602.89  | 15,000.03  | -3,602.86  | 20,000.00  |
| 4190-13-000 | IT/Website Maintenance               | 347.01     | 500.00     | 152.99    | 3,573.45   | 4,500.00   | 926.55     | 6,000.00   |
| 4190-18-000 | Small Office Equipment               | 98.31      | 166.67     | 68.36     | 2,137.28   | 1,500.03   | -637.25    | 2,000.00   |
| 4190-22-000 | Other Misc Admin Expenses            | 122.98     | 2,083.33   | 1,960.35  | 2,058.00   | 18,749.97  | 16,691.97  | 25,000.00  |
| 4191-00-000 | Total Miscellaneous Admin Expenses   | 3,595.96   | 7,916.68   | 4,320.72  | 39,118.96  | 71,250.12  | 32,131.16  | 95,000.00  |
| 4199-00-000 | TOTAL ADMINISTRATIVE EXPENSES        | 31,519.67  | 38,641.27  | 7,121.60  | 314,509.87 | 347,771.43 | 33,261.56  | 463,695.00 |
| 4200-00-000 | TENANT SERVICES                      |            |            |           |            |            |            |            |
| 4220-01-000 | Other Tenant Svcs.                   | 427.58     | 83.33      | -344.25   | 1,037.66   | 749.97     | -287.69    | 1,000.00   |
| 4299-00-000 | TOTAL TENANT SERVICES EXPENSES       | 427.58     | 83.33      | -344.25   | 1,037.66   | 749.97     | -287.69    | 1,000.00   |
| 4300-00-000 | UTILITY EXPENSES                     |            |            |           |            |            |            |            |
| 4310-00-000 | Water                                | 2,587.82   | 2,666.67   | 78.85     | 24,818.65  | 24,000.03  | -818.62    | 32,000.00  |
| 4320-00-000 | Electricity                          | 765.92     | 1,000.00   | 234.08    | 6,735.46   | 9,000.00   | 2,264.54   | 12,000.00  |
| 4330-00-000 | Gas                                  | 0.00       | 333.33     | 333.33    | 237.76     | 2,999.97   | 2,762.21   | 4,000.00   |
| 4330-01-000 | Gas-Vacant Units                     | 33.55      | 0.00       | -33.55    | 33.55      | 0.00       | -33.55     | 0.00       |
| 4390-00-000 | Sewer & Trash                        | 2,997.03   | 3,000.00   | 2.97      | 26,854.79  | 27,000.00  | 145.21     | 36,000.00  |
| 4399-00-000 | TOTAL UTILITY EXPENSES               | 6,384.32   | 7,000.00   | 615.68    | 58,680.21  | 63,000.00  | 4,319.79   | 84,000.00  |
| 4400-00-000 | MAINTENANCE AND OPERATIONAL EXPENSES |            |            |           |            |            |            |            |
| 4400-99-000 | General Maint Expense                |            |            |           |            |            |            |            |
| 4410-00-000 | Maintenance Salaries                 | 13,520.71  | 15,487.25  | 1,966.54  | 120,878.74 | 139,385.25 | 18,506.51  | 185,847.00 |
| 4410-05-000 | Employee Benefit Contribution-Maint. | 3,869.52   | 4,583.33   | 713.81    | 33,836.78  | 41,249.97  | 7,413.19   | 55,000.00  |
| 4419-00-000 | Total General Maint Expense          | 17,390.23  | 20,070.58  | 2,680.35  | 154,715.52 | 180,635.22 | 25,919.70  | 240,847.00 |



**FRANKLIN HEIGHTS LLC (incl. CDBG Grants)**  
**Statement of Revenues, Expenditures, and Changes in Fund Net Position**

January - September 2023

|             |  | PTD Actual | PTD Budget | Variance  | YTD Actual | YTD Budget | Variance   | Annual     |
|-------------|--|------------|------------|-----------|------------|------------|------------|------------|
| 4420-00-000 | Materials                                  |            |            |           |            |            |            |            |
| 4420-01-000 | Supplies-Grounds                           | 0.00       | 125.00     | 125.00    | 412.14     | 1,125.00   | 712.86     | 1,500.00   |
| 4420-02-000 | Supplies-Appliance                         | 766.01     | 250.00     | -516.01   | 1,930.70   | 2,250.00   | 319.30     | 3,000.00   |
| 4420-03-000 | Supplies-Unit Turnover                     | 1,817.52   | 958.33     | -859.19   | 7,111.54   | 8,624.97   | 1,513.43   | 11,500.00  |
| 4420-04-000 | Supplies-Electrical                        | 1,614.48   | 500.00     | -1,114.48 | 11,786.68  | 4,500.00   | -7,286.68  | 6,000.00   |
| 4420-05-000 | Supplies-Fuel & Parts                      | 383.03     | 416.67     | 33.64     | 2,573.29   | 3,750.03   | 1,176.74   | 5,000.00   |
| 4420-06-000 | Supplies-Janitorial/Cleaning               | 229.88     | 250.00     | 20.12     | 5,239.52   | 2,250.00   | -2,989.52  | 3,000.00   |
| 4420-07-000 | Supplies-Maint/Repairs                     | 672.92     | 1,000.00   | 327.08    | 18,258.53  | 9,000.00   | -9,258.53  | 12,000.00  |
| 4420-08-000 | Supplies-Plumbing                          | 755.94     | 416.67     | -339.27   | 4,686.73   | 3,750.03   | -936.70    | 5,000.00   |
| 4420-09-000 | Tools and Equipment                        | 194.43     | 166.67     | -27.76    | 2,519.94   | 1,500.03   | -1,019.91  | 2,000.00   |
| 4420-10-000 | Maintenance Paper/Supplies                 | 0.75       | 83.33      | 82.58     | 332.46     | 749.97     | 417.51     | 1,000.00   |
| 4429-00-000 | Total Materials                            | 6,434.96   | 4,166.67   | -2,268.29 | 54,851.53  | 37,500.03  | -17,351.50 | 50,000.00  |
| 4430-00-000 | Contract Costs                             |            |            |           |            |            |            |            |
| 4430-01-000 | Contract-Routine Maintenance               | 0.00       | 0.00       | 0.00      | 920.00     | 0.00       | -920.00    | 0.00       |
| 4430-03-000 | Contract-Trash Collection                  | 148.88     | 250.00     | 101.12    | 1,376.88   | 2,250.00   | 873.12     | 3,000.00   |
| 4430-04-000 | Contract-Snow Removal                      | 0.00       | 166.67     | 166.67    | 0.00       | 1,500.03   | 1,500.03   | 2,000.00   |
| 4430-05-000 | Contract-Unit Turnover                     | 0.00       | 1,666.67   | 1,666.67  | 20,006.16  | 15,000.03  | -5,006.13  | 20,000.00  |
| 4430-06-000 | Contract-Electrical                        | 0.00       | 83.33      | 83.33     | 93.32      | 749.97     | 656.65     | 1,000.00   |
| 4430-07-000 | Contract-Pest Control                      | 929.82     | 166.67     | -763.15   | 11,110.34  | 1,500.03   | -9,610.31  | 2,000.00   |
| 4430-08-000 | Contract-Floor Covering                    | 0.00       | 666.67     | 666.67    | 1,607.81   | 6,000.03   | 4,392.22   | 8,000.00   |
| 4430-09-000 | Contract-Grounds                           | 0.00       | 416.67     | 416.67    | 12,016.02  | 3,750.03   | -8,265.99  | 5,000.00   |
| 4430-10-000 | Contract-Janitorial/Cleaning               | 191.53     | 166.67     | -24.86    | 3,290.12   | 1,500.03   | -1,790.09  | 2,000.00   |
| 4430-11-000 | Contract-Plumbing                          | 2,524.13   | 250.00     | -2,274.13 | 4,138.13   | 2,250.00   | -1,888.13  | 3,000.00   |
| 4430-12-000 | Contract-Inspections                       | 540.00     | 1,166.67   | 626.67    | 13,340.00  | 10,500.03  | -2,839.97  | 14,000.00  |
| 4430-13-000 | Contract-HVAC                              | 0.00       | 666.67     | 666.67    | 16,944.69  | 6,000.03   | -10,944.66 | 8,000.00   |
| 4430-14-000 | Contract-Vehicle Maintenance               | 0.00       | 125.00     | 125.00    | 0.00       | 1,125.00   | 1,125.00   | 1,500.00   |
| 4430-15-000 | Contract-Video Surveillance                | 0.00       | 7,500.00   | 7,500.00  | 155.00     | 67,500.00  | 67,345.00  | 90,000.00  |
| 4430-18-000 | Contract-Alarm Monitoring                  | 0.00       | 41.67      | 41.67     | 0.00       | 375.03     | 375.03     | 500.00     |
| 4430-23-000 | Contract-Consultants                       | 0.00       | 0.00       | 0.00      | 450.00     | 0.00       | -450.00    | 0.00       |
| 4430-99-000 | Contract Costs-Other                       | 0.00       | 0.00       | 0.00      | 20.00      | 0.00       | -20.00     | 0.00       |
| 4439-00-000 | Total Contract Costs                       | 4,334.36   | 13,333.36  | 8,999.00  | 85,468.47  | 120,000.24 | 34,531.77  | 160,000.00 |
| 4499-00-000 | TOTAL MAINTENANCE AND OPERATIONAL EXPENSES | 28,159.55  | 37,570.61  | 9,411.06  | 295,035.52 | 338,135.49 | 43,099.97  | 450,847.00 |
| 4500-00-000 | GENERAL EXPENSES                           |            |            |           |            |            |            |            |
| 4510-00-000 | Insurance-Other                            | 164.97     | 333.33     | 168.36    | 1,393.09   | 2,999.97   | 1,606.88   | 4,000.00   |
| 4510-10-000 | Property Insurance                         | 1,124.22   | 1,000.00   | -124.22   | 10,134.84  | 9,000.00   | -1,134.84  | 12,000.00  |
| 4510-20-000 | Liability Insurance                        | 498.58     | 500.00     | 1.42      | 4,751.32   | 4,500.00   | -251.32    | 6,000.00   |
| 4510-30-000 | Workmen's Compensation                     | 467.09     | 666.67     | 199.58    | 4,091.64   | 6,000.03   | 1,908.39   | 8,000.00   |
| 4521-00-000 | Misc. Taxes/Licenses/Insurance             | 0.00       | 2,333.33   | 2,333.33  | 14,000.11  | 20,999.97  | 6,999.86   | 28,000.00  |

**FRANKLIN HEIGHTS LLC (incl. CDBG Grants)**  
**Statement of Revenues, Expenditures, and Changes in Fund Net Position**

January - September 2023

|             |                          | <b>PTD Actual</b> | <b>PTD Budget</b> | <b>Variance</b> | <b>YTD Actual</b> | <b>YTD Budget</b> | <b>Variance</b> | <b>Annual</b> |
|-------------|--------------------------|-------------------|-------------------|-----------------|-------------------|-------------------|-----------------|---------------|
| 4570-00-000 | Bad Debt-Tenant Rents    | 0.00              | 2,083.33          | 2,083.33        | 0.00              | 18,749.97         | 18,749.97       | 25,000.00     |
| 4599-00-000 | TOTAL GENERAL EXPENSES   | 2,254.86          | 6,916.66          | 4,661.80        | 34,371.00         | 62,249.94         | 27,878.94       | 83,000.00     |
| 4800-00-000 | FINANCING EXPENSE        |                   |                   |                 |                   |                   |                 |               |
| 4851-00-000 | Interest Expense-Loan 1  | 2,370.91          | 6,776.50          | 4,405.59        | 72,865.87         | 60,988.50         | -11,877.37      | 81,318.00     |
| 4852-00-000 | Interest Expense-Loan 2  | 0.00              | 11,666.67         | 11,666.67       | 140,000.00        | 105,000.03        | -34,999.97      | 140,000.00    |
| 4899-00-000 | TOTAL FINANCING EXPENSES | 2,370.91          | 18,443.17         | 16,072.26       | 212,865.87        | 165,988.53        | -46,877.34      | 221,318.00    |
| 8000-00-000 | TOTAL EXPENSES           | 71,116.89         | 108,655.04        | 37,538.15       | 916,500.13        | 977,895.36        | 61,395.23       | 1,303,860.00  |
| 9000-00-000 | NET INCOME               | 79,901.63         | 50,481.28         | 29,420.35       | 491,695.98        | 454,331.52        | 37,364.46       | 605,776.00    |

## COMMERCE VILLAGE LLC

### Statement of Revenues, Expenditures, and Changes in Fund Net Position

January - September 2023

|             |                                     | PTD Actual | PTD Budget | Variance | YTD Actual | YTD Budget | Variance   | Annual     |
|-------------|-------------------------------------|------------|------------|----------|------------|------------|------------|------------|
| 2999-99-999 | Revenue & Expenses                  |            |            |          |            |            |            |            |
| 3000-00-000 | INCOME                              |            |            |          |            |            |            |            |
| 3100-00-000 | TENANT INCOME                       |            |            |          |            |            |            |            |
| 3101-00-000 | Rental Income                       |            |            |          |            |            |            |            |
| 3111-00-000 | Tenant Rent                         | 9,777.00   | 8,627.08   | 1,149.92 | 81,151.00  | 77,643.72  | 3,507.28   | 103,525.00 |
| 3112-06-000 | PBV HAP Subsidy                     | 9,554.00   | 10,544.25  | -990.25  | 83,540.00  | 94,898.25  | -11,358.25 | 126,531.00 |
| 3119-00-000 | Total Rental Income                 | 19,331.00  | 19,171.33  | 159.67   | 164,691.00 | 172,541.97 | -7,850.97  | 230,056.00 |
| 3120-00-000 | Other Tenant Income                 |            |            |          |            |            |            |            |
| 3120-01-000 | Laundry and Vending                 | 204.01     | 150.00     | 54.01    | 1,176.07   | 1,350.00   | -173.93    | 1,800.00   |
| 3120-03-000 | Damages                             | 0.00       | 183.33     | -183.33  | 2,028.00   | 1,649.97   | 378.03     | 2,200.00   |
| 3120-04-000 | Late Charges                        | 0.00       | 0.00       | 0.00     | 245.00     | 0.00       | 245.00     | 0.00       |
| 3120-05-000 | Legal Fees - Tenant                 | 0.00       | 0.00       | 0.00     | 122.00     | 0.00       | 122.00     | 0.00       |
| 3120-08-000 | Workorders/Maint Charges            | 0.00       | 0.00       | 0.00     | 1,354.00   | 0.00       | 1,354.00   | 0.00       |
| 3129-00-000 | Total Other Tenant Income           | 204.01     | 333.33     | -129.32  | 4,925.07   | 2,999.97   | 1,925.10   | 4,000.00   |
| 3199-00-000 | TOTAL TENANT INCOME                 | 19,535.01  | 19,504.66  | 30.35    | 169,616.07 | 175,541.94 | -5,925.87  | 234,056.00 |
| 3600-00-000 | OTHER INCOME                        |            |            |          |            |            |            |            |
| 3610-00-000 | Investment Income - Unrestricted    | 30.00      | 0.00       | 30.00    | 30.00      | 0.00       | 30.00      | 0.00       |
| 3611-00-000 | Investment Income - Restricted      | 516.26     | 16.67      | 499.59   | 3,187.92   | 150.03     | 3,037.89   | 200.00     |
| 3650-00-000 | Miscellaneous Other Income          | 0.00       | 0.00       | 0.00     | 120.00     | 0.00       | 120.00     | 0.00       |
| 3699-00-000 | TOTAL OTHER INCOME                  | 546.26     | 16.67      | 529.59   | 3,337.92   | 150.03     | 3,187.89   | 200.00     |
| 3999-00-000 | TOTAL INCOME                        | 20,081.27  | 19,521.33  | 559.94   | 172,953.99 | 175,691.97 | -2,737.98  | 234,256.00 |
| 4000-00-000 | EXPENSES                            |            |            |          |            |            |            |            |
| 4100-00-000 | ADMINISTRATIVE EXPENSES             |            |            |          |            |            |            |            |
| 4100-99-000 | Administrative Salaries             |            |            |          |            |            |            |            |
| 4110-00-000 | Administrative Salaries             | 1,890.36   | 2,047.92   | 157.56   | 17,985.11  | 18,431.28  | 446.17     | 24,575.00  |
| 4110-04-000 | Employee Benefit Contribution-Admin | 875.30     | 568.33     | -306.97  | 6,920.93   | 5,114.97   | -1,805.96  | 6,820.00   |
| 4110-99-000 | Total Administrative Salaries       | 2,765.66   | 2,616.25   | -149.41  | 24,906.04  | 23,546.25  | -1,359.79  | 31,395.00  |
| 4130-00-000 | Legal Expense                       |            |            |          |            |            |            |            |
| 4130-01-000 | Unlawful Detainers                  | 0.00       | 0.00       | 0.00     | 128.00     | 0.00       | -128.00    | 0.00       |
| 4130-04-000 | General Legal Expense               | 377.50     | 0.00       | -377.50  | 8,501.76   | 0.00       | -8,501.76  | 0.00       |
| 4131-00-000 | Total Legal Expense                 | 377.50     | 0.00       | -377.50  | 8,629.76   | 0.00       | -8,629.76  | 0.00       |
| 4140-00-000 | Staff Training                      | -1,075.00  | 41.67      | 1,116.67 | 1,234.50   | 375.03     | -859.47    | 500.00     |
| 4150-00-000 | Travel                              | 0.00       | 41.67      | 41.67    | 0.00       | 375.03     | 375.03     | 500.00     |

**COMMERCE VILLAGE LLC**  
**Statement of Revenues, Expenditures, and Changes in Fund Net Position**

January - September 2023

|   | PTD Actual | PTD Budget | Variance | YTD Actual | YTD Budget | Variance   | Annual    |
|---|------------|------------|----------|------------|------------|------------|-----------|
| 4173-00-000 Management Fee                              | 1,016.81   | 958.33     | -58.48   | 8,667.34   | 8,624.97   | -42.37     | 11,500.00 |
| 4189-00-000 Total Other Admin Expenses                  | 1,016.81   | 1,000.00   | -16.81   | 8,667.34   | 9,000.00   | 332.66     | 12,000.00 |
| 4190-00-000 Miscellaneous Admin Expenses                |            |            |          |            |            |            |           |
| 4190-01-000 Membership and Fees                         | 53.94      | 8.33       | -45.61   | 78.94      | 74.97      | -3.97      | 100.00    |
| 4190-02-000 Publications                                | 0.00       | 8.33       | 8.33     | 0.00       | 74.97      | 74.97      | 100.00    |
| 4190-03-000 Advertising                                 | 0.00       | 8.33       | 8.33     | 0.00       | 74.97      | 74.97      | 100.00    |
| 4190-04-000 Office Supplies                             | 46.97      | 29.17      | -17.80   | 172.05     | 262.53     | 90.48      | 350.00    |
| 4190-06-000 Compliance                                  | 0.00       | 125.00     | 125.00   | 1,050.00   | 1,125.00   | 75.00      | 1,500.00  |
| 4190-07-000 Telephone & Internet                        | 193.74     | 300.00     | 106.26   | 2,108.59   | 2,700.00   | 591.41     | 3,600.00  |
| 4190-08-000 Postage                                     | 0.00       | 41.67      | 41.67    | 152.38     | 375.03     | 222.65     | 500.00    |
| 4190-10-000 Copiers                                     | 100.33     | 100.00     | -0.33    | 605.61     | 900.00     | 294.39     | 1,200.00  |
| 4190-12-000 Software                                    | 5.46       | 170.83     | 165.37   | 1,644.83   | 1,537.47   | -107.36    | 2,050.00  |
| 4190-13-000 IT/Website Maintenance                      | 39.67      | 125.00     | 85.33    | 336.73     | 1,125.00   | 788.27     | 1,500.00  |
| 4190-21-000 HCC Fees                                    | 0.00       | 575.00     | 575.00   | 6,966.90   | 5,175.00   | -1,791.90  | 6,900.00  |
| 4190-22-000 Other Misc Admin Expenses                   | -24.00     | 83.33      | 107.33   | 815.78     | 749.97     | -65.81     | 1,000.00  |
| 4191-00-000 Total Miscellaneous Admin Expenses          | 416.11     | 1,574.99   | 1,158.88 | 13,931.81  | 14,174.91  | 243.10     | 18,900.00 |
| 4199-00-000 TOTAL ADMINISTRATIVE EXPENSES               | 3,501.08   | 5,232.91   | 1,731.83 | 57,369.45  | 47,096.19  | -10,273.26 | 62,795.00 |
| 4200-00-000 TENANT SERVICES                             |            |            |          |            |            |            |           |
| 4210-00-000 Tenant Services Salaries                    | 0.00       | 1,520.83   | 1,520.83 | 2,322.34   | 13,687.47  | 11,365.13  | 18,250.00 |
| 4210-01-000 Employee Benefit Contributions-Tenant Svcs. | 0.00       | 0.00       | 0.00     | 177.66     | 0.00       | -177.66    | 0.00      |
| 4220-01-000 Other Tenant Svcs.                          | 0.00       | 125.00     | 125.00   | 1,045.00   | 1,125.00   | 80.00      | 1,500.00  |
| 4242-20-300 Tenant Services-Supplies & Materials        | 0.00       | 0.00       | 0.00     | 224.42     | 0.00       | -224.42    | 0.00      |
| 4299-00-000 TOTAL TENANT SERVICES EXPENSES              | 0.00       | 1,645.83   | 1,645.83 | 3,769.42   | 14,812.47  | 11,043.05  | 19,750.00 |
| 4300-00-000 UTILITY EXPENSES                            |            |            |          |            |            |            |           |
| 4310-00-000 Water                                       | 405.01     | 358.33     | -46.68   | 3,468.04   | 3,224.97   | -243.07    | 4,300.00  |
| 4320-00-000 Electricity                                 | 1,783.10   | 1,666.67   | -116.43  | 16,050.44  | 15,000.03  | -1,050.41  | 20,000.00 |
| 4330-00-000 Gas   | 106.50     | 175.00     | 68.50    | 1,792.71   | 1,575.00   | -217.71    | 2,100.00  |
| 4390-00-000 Sewer & Trash                               | 887.10     | 970.83     | 83.73    | 7,821.90   | 8,737.47   | 915.57     | 11,650.00 |
| 4399-00-000 TOTAL UTILITY EXPENSES                      | 3,181.71   | 3,170.83   | -10.88   | 29,133.09  | 28,537.47  | -595.62    | 38,050.00 |
| 4400-00-000 MAINTENANCE AND OPERATIONAL EXPENSES        |            |            |          |            |            |            |           |
| 4400-99-000 General Maint Expense                       |            |            |          |            |            |            |           |
| 4410-00-000 Maintenance Salaries                        | 1,297.66   | 1,725.83   | 428.17   | 11,590.68  | 15,532.47  | 3,941.79   | 20,710.00 |
| 4410-05-000 Employee Benefit Contribution-Maint.        | 360.29     | 504.00     | 143.71   | 3,125.55   | 4,536.00   | 1,410.45   | 6,048.00  |
| 4419-00-000 Total General Maint Expense                 | 1,657.95   | 2,229.83   | 571.88   | 14,716.23  | 20,068.47  | 5,352.24   | 26,758.00 |
| 4420-00-000 Materials                                   |            |            |          |            |            |            |           |
| 4420-01-000 Supplies-Grounds                            | 115.80     | 50.00      | -65.80   | 145.77     | 450.00     | 304.23     | 600.00    |

**COMMERCE VILLAGE LLC**  
**Statement of Revenues, Expenditures, and Changes in Fund Net Position**

January - September 2023

|             |  | PTD Actual | PTD Budget | Variance | YTD Actual | YTD Budget | Variance  | Annual     |
|-------------|--|------------|------------|----------|------------|------------|-----------|------------|
| 4420-02-000 | Supplies-Appliance                         | 92.70      | 25.00      | -67.70   | 133.57     | 225.00     | 91.43     | 300.00     |
| 4420-03-000 | Supplies-Unit Turnover                     | 0.00       | 58.33      | 58.33    | 119.83     | 524.97     | 405.14    | 700.00     |
| 4420-04-000 | Supplies-Electrical                        | 364.00     | 58.33      | -305.67  | 657.29     | 524.97     | -132.32   | 700.00     |
| 4420-05-000 | Supplies-Fuel & Parts                      | 64.75      | 16.67      | -48.08   | 246.29     | 150.03     | -96.26    | 200.00     |
| 4420-06-000 | Supplies-Janitorial/Cleaning               | 29.44      | 8.33       | -21.11   | 299.44     | 74.97      | -224.47   | 100.00     |
| 4420-07-000 | Supplies-Maint/Repairs                     | 60.71      | 33.33      | -27.38   | 2,234.85   | 299.97     | -1,934.88 | 400.00     |
| 4420-08-000 | Supplies-Plumbing                          | 79.34      | 25.00      | -54.34   | 245.21     | 225.00     | -20.21    | 300.00     |
| 4420-09-000 | Tools and Equipment                        | 0.00       | 8.33       | 8.33     | 0.00       | 74.97      | 74.97     | 100.00     |
| 4420-10-000 | Maintenance Paper/Supplies                 | 0.07       | 8.33       | 8.26     | 31.60      | 74.97      | 43.37     | 100.00     |
| 4429-00-000 | Total Materials                            | 806.81     | 291.65     | -515.16  | 4,113.85   | 2,624.85   | -1,489.00 | 3,500.00   |
| 4430-00-000 | Contract Costs                             |            |            |          |            |            |           |            |
| 4430-03-000 | Contract-Trash Collection                  | 221.00     | 200.00     | -21.00   | 2,026.55   | 1,800.00   | -226.55   | 2,400.00   |
| 4430-04-000 | Contract-Snow Removal                      | 0.00       | 183.33     | 183.33   | 125.00     | 1,649.97   | 1,524.97  | 2,200.00   |
| 4430-05-000 | Contract-Unit Turnover                     | 0.00       | 83.33      | 83.33    | 534.93     | 749.97     | 215.04    | 1,000.00   |
| 4430-07-000 | Contract-Pest Control                      | 129.82     | 58.33      | -71.49   | 710.34     | 524.97     | -185.37   | 700.00     |
| 4430-10-000 | Contract-Janitorial/Cleaning               | 126.84     | 108.33     | -18.51   | 1,226.17   | 974.97     | -251.20   | 1,300.00   |
| 4430-11-000 | Contract-Plumbing                          | 0.00       | 83.33      | 83.33    | 0.00       | 749.97     | 749.97    | 1,000.00   |
| 4430-12-000 | Contract-Inspections                       | 607.50     | 316.67     | -290.83  | 2,707.50   | 2,850.03   | 142.53    | 3,800.00   |
| 4430-13-000 | Contract-HVAC                              | 0.00       | 400.00     | 400.00   | 1,621.50   | 3,600.00   | 1,978.50  | 4,800.00   |
| 4430-15-000 | Contract-Video Surveillance                | 0.00       | 16.67      | 16.67    | 2,066.51   | 150.03     | -1,916.48 | 200.00     |
| 4430-18-000 | Contract-Alarm Monitoring                  | 235.00     | 50.00      | -185.00  | 235.00     | 450.00     | 215.00    | 600.00     |
| 4430-19-000 | Contract-Sprinkler Monitoring              | 0.00       | 0.00       | 0.00     | 1,425.00   | 0.00       | -1,425.00 | 0.00       |
| 4439-00-000 | Total Contract Costs                       | 1,320.16   | 1,499.99   | 179.83   | 12,678.50  | 13,499.91  | 821.41    | 18,000.00  |
| 4499-00-000 | TOTAL MAINTENANCE AND OPERATIONAL EXPENSES | 3,784.92   | 4,021.47   | 236.55   | 31,508.58  | 36,193.23  | 4,684.65  | 48,258.00  |
| 4500-00-000 | GENERAL EXPENSES                           |            |            |          |            |            |           |            |
| 4510-00-000 | Insurance-Other                            | 18.80      | 33.33      | 14.53    | 184.36     | 299.97     | 115.61    | 400.00     |
| 4510-10-000 | Property Insurance                         | 726.50     | 150.00     | -576.50  | 6,538.50   | 1,350.00   | -5,188.50 | 1,800.00   |
| 4510-20-000 | Liability Insurance                        | 204.90     | 150.00     | -54.90   | 1,844.10   | 1,350.00   | -494.10   | 1,800.00   |
| 4510-30-000 | Workmen's Compensation                     | 50.04      | 83.33      | 33.29    | 520.67     | 749.97     | 229.30    | 1,000.00   |
| 4521-00-000 | Misc. Taxes/Licenses/Insurance             | 1.01       | 2.00       | 0.99     | 9.09       | 18.00      | 8.91      | 24.00      |
| 4570-00-000 | Bad Debt-Tenant Rents                      | 0.00       | 41.67      | 41.67    | 0.00       | 375.03     | 375.03    | 500.00     |
| 4599-00-000 | TOTAL GENERAL EXPENSES                     | 1,001.25   | 460.33     | -540.92  | 9,096.72   | 4,142.97   | -4,953.75 | 5,524.00   |
| 4800-00-000 | FINANCING EXPENSE                          |            |            |          |            |            |           |            |
| 4851-00-000 | Interest Expense-Loan 1                    | 1,365.00   | 1,365.00   | 0.00     | 12,285.00  | 12,285.00  | 0.00      | 16,380.00  |
| 4899-00-000 | TOTAL FINANCING EXPENSES                   | 1,365.00   | 1,365.00   | 0.00     | 12,285.00  | 12,285.00  | 0.00      | 16,380.00  |
| 8000-00-000 | TOTAL EXPENSES                             | 12,833.96  | 15,896.37  | 3,062.41 | 143,162.26 | 143,067.33 | -94.93    | 190,757.00 |

| COMMERCE VILLAGE LLC  |            |            |            |          |            |            |           |           |
|---|------------|------------|------------|----------|------------|------------|-----------|-----------|
| Statement of Revenues, Expenditures, and Changes in Fund Net Position |            |            |            |          |            |            |           |           |
| January - September 2023  |            |            |            |          |            |            |           |           |
|   |            | PTD Actual | PTD Budget | Variance | YTD Actual | YTD Budget | Variance  | Annual    |
| 9000-00-000   | NET INCOME | 7,247.31   | 3,624.96   | 3,622.35 | 29,791.73  | 32,624.64  | -2,832.91 | 43,499.00 |

**RESOLUTION AUTHORIZING MEMBERS OF THE BOARD OF COMMISSIONERS  
TO REMOTELY PARTICIPATE IN A MEETING  
THROUGH ELECTRONIC COMMUNICATION MEANS**

**WHEREAS**, 2.2-3700 *et seq.*, authorizes public bodies to conduct any meeting wherein public business is discussed or transacted through electronic communication means under defined and limited circumstances;

**WHEREAS**, Va. Code §§ 2.2-3708.2 and -3708.3 authorize remote participation through electronic communication means only if the public body adopts a written policy allowing for and governing participation of its commissioners by electronic communication means;

**WHEREAS**, the Board of Commissioners of the Harrisonburg Redevelopment and Housing Authority desires to allow its board commissioners to participate remotely by electronic communication means under the provisions of the Virginia Code; and

**WHEREAS**, the Board believes it is in the best interest of the Harrisonburg Redevelopment and Housing Authority to adopt such a written policy;

**NOW, THEREFORE, BE IT RESOLVED BY THE HARRISONBURG  
REDEVELOPMENT AND HOUSING AUTHORITY THAT:**

1. The Board of Commissioners hereby adopts the following written policy to allow for and govern remote participation by commissioners in any meeting and commissioners are hereby approved to participate in a meeting of the Board through electronic communication means, such as telephone or video participation, from a remote location as provided in Code of Virginia § 2.2-3708.3(B), subject to the following requirements:

- a. A commissioner wishing to participate from a remote location in a meeting of the Board shall notify the Chair or Vice-Chair on or before the date of a meeting that the commissioner is unable to attend the meeting due to:
  - (i) a temporary or permanent disability or other medical condition that prevents the commissioner's physical attendance;
  - (ii) a medical condition of a commissioner of the commissioner's family requires the commissioner to provide care that prevents the commissioner's physical attendance;
  - (iii) a commissioner's principal residence is more than 60 miles from the meeting location identified in the required notice for such meeting; or
  - (iv) a personal matter, provided that the commissioner identifies with specificity the nature of the personal matter.
- b. The Board shall record in its minutes the remote location from which the absent commissioner participated, but the remote location need not be open to the public, as well as the specific basis, i.e., (i) through (iv) above, under which the

commissioner needed to participate remotely.

- c. If the absent commissioner's remote participation would violate this policy, such remote participation shall be disapproved and the absent commissioner shall not be allowed to participate remotely. The reason for such disapproval shall be recorded in the Board's meeting minutes.
- d. Participation in a meeting through electronic communication means due to a personal matter shall be limited, for each commissioner and in each calendar year, to 25 percent of the meetings held rounded up to the next whole number.
- e. A quorum of Board Commissioners must be physically assembled at the primary or central meeting location, unless otherwise provided by law.
- f. Arrangements shall be made, to the maximum extent practicable, for the voice of the absent commissioner to be heard, either directly or indirectly, by all persons in attendance at the primary or central meeting location.

2. Board of Commissioners hereby adopts the following written policy to allow for and govern all-virtual public meetings through electronic communication means, such as telephone or video participation, from a remote location as provided in Code of Virginia § 2.2-3708.3(C), subject to the following requirements:

- a. The Board must provide an indication of whether the meeting will be an in-person or all-virtual public meeting is included in the required meeting notice along with a statement notifying the public that the method by which the Board chooses to meet shall not be changed unless the Board provides a new meeting notice in accordance with the provisions of Va. Code § 2.2-3707;
- b. Public access to the all-virtual public meeting is provided via electronic communication means;
- c. The electronic communication means used allows the public to hear all commissioners participating in the all-virtual public meeting and, when audio-visual technology is available, to see the commissioners as well;
- d. A phone number or other live contact information is provided to alert the Board if the audio or video transmission of the meeting provided, the Board monitors such designated means of communication during the meeting, and the Board takes a recess until public access is restored if the transmission fails for the public;
- e. A copy of the proposed agenda and all agenda packets and, unless exempt, all materials furnished to the commissioners for a meeting is made available to the public in electronic format at the same time that such materials are provided to commissioners of the public body;
- f. The public is afforded the opportunity to comment through electronic means, including by way of written comments, at those public meetings when public comment is customarily received;



- g. No more than 2 commissioners are together in any one remote location unless that remote location is open to the public to physically access it;
- h. If a closed session is held during an all-virtual public meeting, transmission of the meeting to the public resumes before the Board votes to certify the closed meeting as required by Va. Code § 2.2-3712(D);
- i. The Board does not convene an all-virtual public meeting (i) more than 25 percent of the meetings held per calendar year rounded up to the next whole number or (ii) consecutively with another all-virtual public meeting;
- j. Minutes of all-virtual public meetings held by electronic communication means are taken as required by Va. Code § 2.2-3707 and include the fact that the meeting was held by electronic communication means and the type of electronic communication means by which the meeting was held. If a commissioner's participation from a remote location pursuant to this subsection is disapproved because such participation would violate the policy adopted by the Board, such disapproval shall be recorded in the minutes with specificity; and
- k. An all-virtual public meeting shall only be held when, in the discretion of the Chair or Executive Director of the Authority, an in-person meeting may endanger the health, safety, or welfare of the commissioners, staff, and/or the public. Other commissioners can request, in writing, that an all-virtual public meeting be held, stating the reasons therefor, to the Executive Director or Chair. All requests and responses shall be recorded in the meeting minutes.

3. The provisions of Va. Code § 2.2-3708.3 and all subsequent revisions and amendments thereto are hereby incorporated into this policy *mutatis mutandis* as if set forth fully herein.

4. The Executive Director is hereby authorized to take any other actions that are reasonable and necessary to effectuate the terms of the Policy or this Resolution.

5. This Resolution shall take effect immediately upon its adoption.

Resolved this 18<sup>th</sup> day of October, 2023.

#### CERTIFICATE OF VOTES

Record of the roll-call vote by the Harrisonburg Redevelopment and Housing Authority, upon reading on a resolution titled **“RESOLUTION AUTHORIZING MEMBERS OF THE BOARD OF COMMISSIONERS TO REMOTELY PARTICIPATE IN A MEETING THROUGH ELECTRONIC COMMUNICATION MEANS”** taken at a regular meeting of the Authority held on October 18, 2023:

|                           | <b>AYE</b> | <b>NAY</b> | <b>ABSTAIN</b> | <b>ABSENT</b> |
|---------------------------|------------|------------|----------------|---------------|
| Gil Colman, Chair         |            |            |                |               |
| Kevin Coffman, Vice Chair |            |            |                |               |
| Luciano Benjamin          |            |            |                |               |
| Shonda Green              |            |            |                |               |
| Kenneth Kettler           |            |            |                |               |
| Amanda Leech              |            |            |                |               |
| Janet Rogers              |            |            |                |               |

Dated: October 18, 2023

(SEAL)

\_\_\_\_\_  
 Chair, Harrisonburg Redevelopment and  
 Housing Authority

**ATTEST:** \_\_\_\_\_  
 Secretary

The undersigned Secretary of the Harrisonburg Redevelopment and Housing Authority hereby certifies that the foregoing is a true, correct, and complete copy of a Resolution adopted by the Authority's commissioners present and voting at a meeting duly called and held on October 18, 2023, in accordance with law, and that such Resolution has not been repealed, revoked, rescinded, or amended, but is in full force and effect as of the date hereof.

**WITNESS** my hand and the seal of the Authority this 18th day of October, 2023.

**HARRISONBURG REDEVELOPMENT AND  
 HOUSING AUTHORITY**

By: \_\_\_\_\_  
 Michael G. Wong, Secretary

**RESOLUTION OF THE HARRISONBURG REDEVELOPMENT AND HOUSING  
AUTHORITY AUTHORIZING AND APPROVING THE ISSUANCE OF  
MULTIFAMILY HOUSING REVENUE BONDS FOR THE BENEFIT OF JOHN  
EARLY SENIORS HOUSING LP, IN AN AMOUNT NOT TO EXCEED \$7,386,500  
AND THE EXECUTION OF RELATED DOCUMENTS**

**WHEREAS**, pursuant to the Virginia Housing Authorities Law, Chapter 1, Title 36 (the "Act") of the Code of Virginia of 1950, as amended (the "Virginia Code"), the Harrisonburg Redevelopment and Housing Authority, a political subdivision of the Commonwealth of Virginia (the "Authority"), is authorized to exercise all the powers set forth in the Act, which include, among other things, the power, within its area of operation or as otherwise permitted under Section 36-23 of the Act, to make loans for assistance in planning, development, acquisition, rehabilitation, construction and equipping of facilities used primarily for multifamily residences in order to promote decent, safe and sanitary housing in the Commonwealth of Virginia, to issue its revenue bonds from time to time for such purposes and to pledge all or any part of its revenues derived by the Authority in connection with any such loans made by the Authority to secure the payment of such revenue bonds;

**WHEREAS**, there have been described to the Authority the plans to finance or refinance all or a portion of (a) the costs of acquiring, constructing, renovating, rehabilitating and equipping an approximately 78-unit multifamily residential rental housing project for seniors known as John Early Apartments, consisting of 7 two-story residential buildings and one one-story community building, and other site work and community-related improvements (the "Project"), all located on approximately 12.13 acres of land in the Town of Bedford, Virginia (the "Town"), at 718 Blue Ridge Avenue, Bedford, Virginia 24523, and expected to be owned and used by John Early Seniors Housing LP, a Virginia limited partnership (the "Borrower") or a party related to the Borrower and (b) the costs incurred in connection with the issuance of the Bonds (as hereinafter defined) as permitted under the Act (collectively (a) and (b), the "Plan of Finance");

**WHEREAS**, at the request of the Borrower, the Authority (a) adopted a resolution on December 21, 2022 (the "Inducement Resolution") providing preliminary approval of the issuance of its revenue bonds, in one or more series (the "Bonds"), the proceeds of which will be used to make a loan to the Borrower to finance or refinance a portion of the cost of the Plan of Finance and (b) held a public hearing on December 21, 2022, in accordance with the Act and Section 15.2-4906 of the Virginia Code, as applicable to housing authorities, and as required by Section 147(f) of the Internal Revenue Code of 1986, as amended (the "Code");

**WHEREAS**, on January 24, 2023, the City Council of the City of Harrisonburg, Virginia (the "City") approved the issuance of the Bonds by the Authority as requested in the Inducement Resolution and as required by Section 147(f) of the Code and Section 15.2-4906 of the Virginia Code, as applicable to housing authorities;

**WHEREAS**, the Project has and shall be established and maintained as a "qualified residential rental project" within the meaning of Section 142(d) of the Code;

**WHEREAS**, the Bonds will be issued pursuant to certain documents (the "Bond Documents"), forms of which are on file with the Authority and the final terms of which are to be

approved by the Authorized Official (defined below) in consultation with counsel to the Authority, which Bond Documents include, without limitation, the following: (a) a Trust Indenture between the Authority and a trustee to be named therein, (b) a Loan Agreement between the Authority and the Borrower (the "Loan Agreement"), (c) a Bond Purchase Agreement among the Authority, the Borrower and the purchaser or underwriter of the Bonds and (d) a Preliminary Official Statement (the "POS") describing the offering of the Bonds;

**WHEREAS**, the Bonds will be limited obligations of the Authority, the principal of and, premium, if any, and interest on which will be payable solely out of the receipts and revenues of the Authority under the Loan Agreement; and

**WHEREAS**, at the request of the Borrower, the Authority desires to approve the final terms and details of the Bonds.

**NOW, THEREFORE, BE IT RESOLVED BY THE HARRISONBURG REDEVELOPMENT AND HOUSING AUTHORITY THAT:**

1. The issuance of the Bonds in the aggregate principal amount of up to \$7,386,500, pursuant to the Bond Documents and for the purpose of undertaking the Plan of Finance, is hereby authorized and approved. The Bonds may be issued in one or more series at one time or from time to time, and the Bonds of any such series may be either taxable or tax-exempt for purposes of federal income taxation. The Chair, the Vice Chair and the Secretary of the Authority, any of whom may act alone (each, an "Authorized Official") are each hereby authorized and directed to execute the Bonds, which shall bear interest at the rates (which may be variable or fixed), shall mature on such dates and shall be subject to redemption at such times as are set forth in the Bond Documents. Each Authorized Official is hereby authorized to approve the final terms of the Bonds; provided that (a) the interest rate, or initial interest rate if the Bonds are issued as variable rate Bonds, borne by the Bonds shall not exceed the lesser of twelve percent (12%) per annum and the maximum rate of interest permitted by law, (b) the final maturity of the Bonds shall not be later than forty (40) years after the date of the initial issuance of the Bonds, and (c) the aggregate principal amount of the Bonds shall not exceed \$7,386,500. Such approvals shall be evidenced conclusively by the execution and delivery of the Bonds.

2. The Authorized Official is hereby authorized to approve and consent, on behalf of the Authority, to the distribution of the POS and to deem the POS, as approved by the Borrower, final for purposes of Rule 15c2-12 of the Securities and Exchange Commission, except for information the omission of which is permitted by Rule 15c2-12. The Authority authorizes the Authorized Official to execute and deliver to the underwriter or placement agent for the Bonds for distribution a final offering document (the "OS") reflecting the final terms of the Bonds, with such completions, omissions, insertions and changes as shall be approved by the Authorized Official, and such Authorized Official's execution shall constitute conclusive evidence of the approval of any such completions, omissions, insertions and changes. Execution of the final OS shall constitute conclusive evidence that the OS has been deemed final within the meaning of Rule 15c2-12.

3. Each of the Bond Documents and the Bonds shall be in substantially the same forms as submitted to this meeting, which are hereby approved, with such completions, omissions,

insertions and changes (including, without limitation, changes of the dates thereof and the captions of the Bonds) as may be approved by the Authorized Official executing them, his or her execution to constitute conclusive evidence of the approval of any such completions, omissions, insertions and changes. The execution, delivery and performance by the Authority of the Bond Documents are hereby authorized and directed.

4. Each Authorized Official is hereby authorized and directed to execute on behalf of the Authority, and to deliver, the Bonds, the Bond Documents and such other agreements, certificates, documents and instruments (including, without limitation, Internal Revenue Service Form 8038, assignments, regulatory agreements and tax agreements and certificates), and to do and perform such things and acts, as are authorized hereby or as shall be necessary or appropriate to carry out the transactions authorized by this Resolution or contemplated by the Bonds, the Bond Documents or such other agreements, certificates, documents and instruments, and, if required, the Secretary of the Authority is authorized and directed to affix the seal of the Authority to the Bonds, the Bond Documents and such other agreements, certificates, documents and instruments and to attest such seal. The signatures of any Authorized Official and the Secretary of the Authority and the seal of the Authority on the Bonds may be by facsimile. All of the foregoing previously done or performed on behalf of the Authority are in all respects hereby approved, ratified and confirmed.

5. Any authorization herein to execute a document shall include authorization to change the date of such document, record such document where appropriate and to deliver it to the other parties thereto.

6. All other acts of the officers of the Authority that are in conformity with the purposes and intent of this Resolution and in furtherance of the issuance and sale of the Bonds and the undertaking of the Plan of Finance are hereby approved and confirmed.

7. The Authority hereby confirms its designation of McGuireWoods LLP, Tysons, Virginia to serve as Bond Counsel and its appointment of such firm to supervise the proceedings and approve the issuance of the Bonds.

8. All costs and expenses in connection with the Project, including the fees and expenses of the Authority related to the issuance and sale of the Bonds, and the fees and expenses of Bond Counsel, counsel for the Authority and any underwriter for or purchaser of the Bonds and its counsel, shall be paid promptly from the proceeds of the Bonds or from moneys provided by the Borrower. If for any reason the Bonds are not issued, it is understood that all such fees and expenses shall be paid promptly by the Borrower upon presentation of an invoice and that the Authority shall have no responsibility therefor.

9. The Borrower agrees, and has agreed in the Bond Documents, to indemnify and save harmless the Authority, its officers, directors, commissioners, employees, attorneys and agents from and against all liabilities, obligations, claims, damages, penalties, losses, costs and expenses in any way connected with the issuance and sale of the Bonds.

10. The Bonds shall be limited obligations of the Authority and shall be payable solely out of revenues, receipts and payments specifically pledged therefor. Neither the directors, commissioners, officers, agents or employees of the Authority, past, present and future, nor any

person executing the Bonds, shall be liable personally on the Bonds by reason of the issuance thereof. The Bonds shall not be deemed to constitute a general obligation debt or a pledge of the faith and credit of the Commonwealth of Virginia or any political subdivision thereof (and the Bonds shall so state on their face), including the Authority, the City and the Town, and neither the Commonwealth of Virginia nor any such political subdivision thereof shall be personally liable thereon, nor in any event shall the Bonds be payable out of any funds or properties other than the special funds and sources provided therefor. Neither the faith and credit nor the taxing power of the Commonwealth of Virginia, or any political subdivision thereof, including the City, the Town and the Authority, shall be pledged to the payment of the principal of the Bonds or the interest thereon or other costs incident thereto. The Bonds shall not constitute an indebtedness within the meaning of any constitutional or statutory debt limitation or restriction.

11. This resolution shall take effect immediately upon its adoption.

Adopted: October 18, 2023

**CERTIFICATE OF VOTES**

Record of the roll-call vote by the Harrisonburg Redevelopment and Housing Authority, upon reading on a resolution titled **"RESOLUTION OF THE HARRISONBURG REDEVELOPMENT AND HOUSING AUTHORITY AUTHORIZING AND APPROVING THE ISSUANCE OF MULTIFAMILY HOUSING REVENUE BONDS FOR THE BENEFIT OF JOHN EARLY SENIORS HOUSING LP, IN AN AMOUNT NOT TO EXCEED \$7,386,500 AND THE EXECUTION OF RELATED DOCUMENTS"** taken at a meeting of the Authority held on October 18, 2023:

|                      | <b>AYE</b> | <b>NAY</b> | <b>ABSTAIN</b> | <b>ABSENT</b> |
|----------------------|------------|------------|----------------|---------------|
| Gil Colman, Chair    |            |            |                |               |
| Kevin Coffman, Chair |            |            |                |               |
| Luciano Benjamin     |            |            |                |               |
| Shonda Green         |            |            |                |               |
| Kenneth Kettler      |            |            |                |               |
| Amanda Leech         |            |            |                |               |
| Janet Rogers         |            |            |                |               |

Dated: October 18, 2023

(SEAL)

\_\_\_\_\_  
 Gil Colman, Chair, Harrisonburg Redevelopment  
 and Housing Authority

**ATTEST:** \_\_\_\_\_  
 Secretary

The undersigned Secretary of the Harrisonburg Redevelopment and Housing Authority hereby certifies that the foregoing is a true, correct, and complete copy of a Resolution adopted by the Authority's commissioners present and voting at a meeting duly called and held on October 18, 2023, in accordance with law, and that such Resolution has not been repealed, revoked, rescinded, or amended, but is in full force and effect as of the date hereof.

**WITNESS** my hand and the seal of the Authority this \_\_\_\_ day of \_\_\_\_\_, 2023.

**HARRISONBURG REDEVELOPMENT AND  
 HOUSING AUTHORITY**

By: \_\_\_\_\_  
 Secretary

**RESOLUTION OF THE HARRISONBURG REDEVELOPMENT AND HOUSING  
AUTHORITY AUTHORIZING AND APPROVING THE ISSUANCE OF  
MULTIFAMILY HOUSING REVENUE BONDS FOR THE BENEFIT OF WESLEY  
LYNCHBURG HOUSING LP, IN AN AMOUNT NOT TO EXCEED \$14,855,000  
AND THE EXECUTION OF RELATED DOCUMENTS**

**WHEREAS**, pursuant to the Virginia Housing Authorities Law, Chapter 1, Title 36 (the "Act") of the Code of Virginia of 1950, as amended (the "Virginia Code"), the Harrisonburg Redevelopment and Housing Authority, a political subdivision of the Commonwealth of Virginia (the "Authority"), is authorized to exercise all the powers set forth in the Act, which include, among other things, the power, within its area of operation or as otherwise permitted under Section 36-23 of the Act, to make loans for assistance in planning, development, acquisition, rehabilitation, construction and equipping of facilities used primarily for multifamily residences in order to promote decent, safe and sanitary housing in the Commonwealth of Virginia, to issue its revenue bonds from time to time for such purposes and to pledge all or any part of its revenues derived by the Authority in connection with any such loans made by the Authority to secure the payment of such revenue bonds;

**WHEREAS**, there have been described to the Authority the plans to finance or refinance all or a portion of (a) the costs of acquiring, constructing, renovating, rehabilitating and equipping an approximately 150-unit multifamily residential rental housing project for seniors known as Wesley Apartments, consisting of 10 two-story residential buildings and one one-story community building, and other site work and community-related improvements (the "Project"), all located on approximately 11.161 acres of land in the City of Lynchburg, Virginia (the "City of Lynchburg"), at 1201 Long Meadows Drive, Lynchburg, Virginia 24502, and expected to be owned and used by Wesley Lynchburg Housing LP, a Virginia limited partnership (the "Borrower"), or a party related to the Borrower, and (b) the costs incurred in connection with the issuance of the Bonds (as hereinafter defined) as permitted under the Act (collectively (a) and (b), the "Plan of Finance");

**WHEREAS**, at the request of the Borrower, the Authority (a) adopted a resolution on December 21, 2022 (the "Inducement Resolution") providing preliminary approval of the issuance of its revenue bonds, in one or more series (the "Bonds"), the proceeds of which will be used to make a loan to the Borrower to finance or refinance a portion of the cost of the Plan of Finance and (b) held a public hearing on December 21, 2022, in accordance with the Act and Section 15.2-4906 of the Virginia Code, as applicable to housing authorities, and as required by Section 147(f) of the Internal Revenue Code of 1986, as amended (the "Code");

**WHEREAS**, on January 24, 2023, the City Council of the City of Harrisonburg, Virginia (the "City of Harrisonburg") approved the issuance of the Bonds by the Authority as requested in the Inducement Resolution and as required by Section 147(f) of the Code and Section 15.2-4906 of the Virginia Code, as applicable to housing authorities;

**WHEREAS**, the Project has and shall be established and maintained as a "qualified residential rental project" within the meaning of Section 142(d) of the Code;

**WHEREAS**, the Bonds will be issued pursuant to certain documents (the "Bond Documents"), forms of which are on file with the Authority and the final terms of which are to be



approved by the Authorized Official (defined below) in consultation with counsel to the Authority, which Bond Documents include, without limitation, the following: (a) a Trust Indenture between the Authority and a trustee to be named therein, (b) a Loan Agreement between the Authority and the Borrower (the "Loan Agreement"), (c) a Bond Purchase Agreement among the Authority, the Borrower and the purchaser or underwriter of the Bonds and (d) a Preliminary Official Statement (the "POS") describing the offering of the Bonds;

**WHEREAS**, the Bonds will be limited obligations of the Authority, the principal of and, premium, if any, and interest on which will be payable solely out of the receipts and revenues of the Authority under the Loan Agreement; and

**WHEREAS**, at the request of the Borrower, the Authority desires to approve the final terms and details of the Bonds.

**NOW, THEREFORE, BE IT RESOLVED BY THE HARRISONBURG REDEVELOPMENT AND HOUSING AUTHORITY THAT:**

1. The issuance of the Bonds in the aggregate principal amount of up to \$14,855,000, pursuant to the Bond Documents and for the purpose of undertaking the Plan of Finance, is hereby authorized and approved. The Bonds may be issued in one or more series at one time or from time to time, and the Bonds of any such series may be either taxable or tax-exempt for purposes of federal income taxation. The Chair, the Vice Chair and the Secretary of the Authority, any of whom may act alone (each, an "Authorized Official") are each hereby authorized and directed to execute the Bonds, which shall bear interest at the rates (which may be variable or fixed), shall mature on such dates and shall be subject to redemption at such times as are set forth in the Bond Documents. Each Authorized Official is hereby authorized to approve the final terms of the Bonds; provided that (a) the interest rate, or initial interest rate if the Bonds are issued as variable rate Bonds, borne by the Bonds shall not exceed the lesser of twelve percent (12%) per annum and the maximum rate of interest permitted by law, (b) the final maturity of the Bonds shall not be later than forty (40) years after the date of the initial issuance of the Bonds, and (c) the aggregate principal amount of the Bonds shall not exceed \$14,855,000. Such approvals shall be evidenced conclusively by the execution and delivery of the Bonds.

2. The Authorized Official is hereby authorized to approve and consent, on behalf of the Authority, to the distribution of the POS and to deem the POS, as approved by the Borrower, final for purposes of Rule 15c2-12 of the Securities and Exchange Commission, except for information the omission of which is permitted by Rule 15c2-12. The Authority authorizes the Authorized Official to execute and deliver to the underwriter or placement agent for the Bonds for distribution a final offering document (the "OS") reflecting the final terms of the Bonds, with such completions, omissions, insertions and changes as shall be approved by the Authorized Official, and such Authorized Official's execution shall constitute conclusive evidence of the approval of any such completions, omissions, insertions and changes. Execution of the final OS shall constitute conclusive evidence that the OS has been deemed final within the meaning of Rule 15c2-12.

3. Each of the Bond Documents and the Bonds shall be in substantially the same forms as submitted to this meeting, which are hereby approved, with such completions, omissions,

insertions and changes (including, without limitation, changes of the dates thereof and the captions of the Bonds) as may be approved by the Authorized Official executing them, his or her execution to constitute conclusive evidence of the approval of any such completions, omissions, insertions and changes. The execution, delivery and performance by the Authority of the Bond Documents are hereby authorized and directed.

4. Each Authorized Official is hereby authorized and directed to execute on behalf of the Authority, and to deliver, the Bonds, the Bond Documents and such other agreements, certificates, documents and instruments (including, without limitation, Internal Revenue Service Form 8038, assignments, regulatory agreements and tax agreements and certificates), and to do and perform such things and acts, as are authorized hereby or as shall be necessary or appropriate to carry out the transactions authorized by this Resolution or contemplated by the Bonds, the Bond Documents or such other agreements, certificates, documents and instruments, and, if required, the Secretary of the Authority is authorized and directed to affix the seal of the Authority to the Bonds, the Bond Documents and such other agreements, certificates, documents and instruments and to attest such seal. The signatures of any Authorized Official and the Secretary of the Authority and the seal of the Authority on the Bonds may be by facsimile. All of the foregoing previously done or performed on behalf of the Authority are in all respects hereby approved, ratified and confirmed.

5. Any authorization herein to execute a document shall include authorization to change the date of such document, record such document where appropriate and to deliver it to the other parties thereto.

6. All other acts of the officers of the Authority that are in conformity with the purposes and intent of this Resolution and in furtherance of the issuance and sale of the Bonds and the undertaking of the Plan of Finance are hereby approved and confirmed.

7. The Authority hereby confirms its designation of McGuireWoods LLP, Tysons, Virginia to serve as Bond Counsel and its appointment of such firm to supervise the proceedings and approve the issuance of the Bonds.

8. All costs and expenses in connection with the Project, including the fees and expenses of the Authority related to the issuance and sale of the Bonds, and the fees and expenses of Bond Counsel, counsel for the Authority and any underwriter for or purchaser of the Bonds and its counsel, shall be paid promptly from the proceeds of the Bonds or from moneys provided by the Borrower. If for any reason the Bonds are not issued, it is understood that all such fees and expenses shall be paid promptly by the Borrower upon presentation of an invoice and that the Authority shall have no responsibility therefor.

9. The Borrower agrees, and has agreed in the Bond Documents, to indemnify and save harmless the Authority, its officers, directors, commissioners, employees, attorneys and agents from and against all liabilities, obligations, claims, damages, penalties, losses, costs and expenses in any way connected with the issuance and sale of the Bonds.

10. The Bonds shall be limited obligations of the Authority and shall be payable solely out of revenues, receipts and payments specifically pledged therefor. Neither the directors, commissioners, officers, agents or employees of the Authority, past, present and future, nor any

person executing the Bonds, shall be liable personally on the Bonds by reason of the issuance thereof. The Bonds shall not be deemed to constitute a general obligation debt or a pledge of the faith and credit of the Commonwealth of Virginia or any political subdivision thereof (and the Bonds shall so state on their face), including the Authority, the City of Harrisonburg and the City of Lynchburg, and neither the Commonwealth of Virginia nor any such political subdivision thereof shall be personally liable thereon, nor in any event shall the Bonds be payable out of any funds or properties other than the special funds and sources provided therefor. Neither the faith and credit nor the taxing power of the Commonwealth of Virginia, or any political subdivision thereof, including the City of Harrisonburg, the City of Lynchburg and the Authority, shall be pledged to the payment of the principal of the Bonds or the interest thereon or other costs incident thereto. The Bonds shall not constitute an indebtedness within the meaning of any constitutional or statutory debt limitation or restriction.

11. This resolution shall take effect immediately upon its adoption.

Adopted: October 18, 2023

**CERTIFICATE OF VOTES**

Record of the roll-call vote by the Harrisonburg Redevelopment and Housing Authority, upon reading on a resolution titled **"RESOLUTION OF THE HARRISONBURG REDEVELOPMENT AND HOUSING AUTHORITY AUTHORIZING AND APPROVING THE ISSUANCE OF MULTIFAMILY HOUSING REVENUE BONDS FOR THE BENEFIT OF WESLEY LYNCHBURG HOUSING LP, IN AN AMOUNT NOT TO EXCEED \$14,855,000 AND THE EXECUTION OF RELATED DOCUMENTS"** taken at a meeting of the Authority held on October 18, 2023:

|                      | <b>AYE</b> | <b>NAY</b> | <b>ABSTAIN</b> | <b>ABSENT</b> |
|----------------------|------------|------------|----------------|---------------|
| Gil Colman, Chair    |            |            |                |               |
| Kevin Coffman, Chair |            |            |                |               |
| Luciano Benjamin     |            |            |                |               |
| Shonda Green         |            |            |                |               |
| Kenneth Kettler      |            |            |                |               |
| Amanda Leech         |            |            |                |               |
| Janet Rogers         |            |            |                |               |

Dated: October 18, 2023

(SEAL)

\_\_\_\_\_  
 Gil Colman, Chair, Harrisonburg Redevelopment  
 and Housing Authority

**ATTEST:** \_\_\_\_\_  
 Secretary

The undersigned Secretary of the Harrisonburg Redevelopment and Housing Authority hereby certifies that the foregoing is a true, correct, and complete copy of a Resolution adopted by the Authority's commissioners present and voting at a meeting duly called and held on October 18, 2023, in accordance with law, and that such Resolution has not been repealed, revoked, rescinded, or amended, but is in full force and effect as of the date hereof.

**WITNESS** my hand and the seal of the Authority this \_\_\_\_ day of \_\_\_\_\_, 2023.

**HARRISONBURG REDEVELOPMENT AND  
 HOUSING AUTHORITY**

By: \_\_\_\_\_  
 Secretary

**Return of Organization Exempt From Income Tax**

Under section 501(c), 527, or 4947(a)(1) of the Internal Revenue Code (except private foundations)

**2022**

Department of the Treasury  
Internal Revenue Service

Do not enter social security numbers on this form as it may be made public.

Go to [www.irs.gov/Form990](http://www.irs.gov/Form990) for instructions and the latest information.

**Open to Public Inspection**

**A** For the **2022** calendar year, or tax year beginning **2022**, and ending **20**

**B** Check if applicable:  
 Address change  
 Name change  
 Initial return  
 Final return/terminated  
 Amended return  
 Application pending

**C** Name of organization **SHENANDOAH HOUSING CORPORATION**  
 Doing business as  
 Number and street (or P.O. box if mail is not delivered to street address) Room/suite  
**P.O. Box 1071**  
 City or town, state or province, country, and ZIP or foreign postal code  
**HARRISONBURG, VA 22803**

**D** Employer identification number  
**54-1583954**

**E** Telephone number  
**(540) 434-7386**

**F** Name and address of principal officer:  
**Michael G. Wong, 286 KELLY STREET, HARRISONBURG, VA 22803**

**G** Gross receipts \$ **26,063.**

**H(a)** Is this a group return for subordinates?  Yes  No  
**H(b)** Are all subordinates included?  Yes  No  
 If "No," attach a list. See instructions.

**I** Tax-exempt status:  501(c)(3)  501(c) ( ) (insert no.)  4947(a)(1) or  527

**J** Website: **N/A**

**K** Form of organization:  Corporation  Trust  Association  Other

**L** Year of formation: **2001**

**M** State of legal domicile: **VA**

**H(c)** Group exemption number

**Part I Summary**

|                                    |  |   |                                  |                     |
|------------------------------------|--|---|----------------------------------|---------------------|
| <b>Activities &amp; Governance</b> | <b>1</b>   | Briefly describe the organization's mission or most significant activities: <u>To provide housing for low income families.</u>          |                                  |                     |
|                                    | <b>2</b>   | Check this box <input type="checkbox"/> if the organization discontinued its operations or disposed of more than 25% of its net assets. |                                  |                     |
|                                    | <b>3</b>   | Number of voting members of the governing body (Part VI, line 1a)   | <b>3</b> 9                       |                     |
|                                    | <b>4</b>   | Number of independent voting members of the governing body (Part VI, line 1b)   | <b>4</b> 9                       |                     |
|                                    | <b>5</b>   | Total number of individuals employed in calendar year 2022 (Part V, line 2a)  | <b>5</b> 0                       |                     |
|                                    | <b>6</b>   | Total number of volunteers (estimate if necessary)  | <b>6</b> 0                       |                     |
|                                    | <b>7a</b>  | Total unrelated business revenue from Part VIII, column (C), line 12  | <b>7a</b> 0.                     |                     |
| <b>b</b>                           | Net unrelated business taxable income from Form 990-T, Part I, line 11 | <b>7b</b> 0.  |                                  |                     |
| <b>Revenue</b>                     | <b>8</b>   | Contributions and grants (Part VIII, line 1h)   | <b>Prior Year</b>                | <b>Current Year</b> |
|                                    | <b>9</b>   | Program service revenue (Part VIII, line 2g)  | 1,713.                           | 23,174.             |
|                                    | <b>10</b>  | Investment income (Part VIII, column (A), lines 3, 4, and 7d)   |                                  |                     |
|                                    | <b>11</b>  | Other revenue (Part VIII, column (A), lines 5, 6d, 8c, 9c, 10c, and 11e)  |                                  |                     |
|                                    | <b>12</b>  | Total revenue—add lines 8 through 11 (must equal Part VIII, column (A), line 12)  | 1,713.                           | 26,063.             |
| <b>Expenses</b>                    | <b>13</b>  | Grants and similar amounts paid (Part IX, column (A), lines 1–3)  |                                  |                     |
|                                    | <b>14</b>  | Benefits paid to or for members (Part IX, column (A), line 4)   |                                  |                     |
|                                    | <b>15</b>  | Salaries, other compensation, employee benefits (Part IX, column (A), lines 5–10)   |                                  |                     |
|                                    | <b>16a</b>   | Professional fundraising fees (Part IX, column (A), line 11e)   |                                  |                     |
|                                    | <b>b</b>   | Total fundraising expenses (Part IX, column (D), line 25)   | 0.                               |                     |
|                                    | <b>17</b>  | Other expenses (Part IX, column (A), lines 11a–11d, 11f–24e)  | 2,052.                           | 11,498.             |
|                                    | <b>18</b>  | Total expenses. Add lines 13–17 (must equal Part IX, column (A), line 25)   | 2,052.                           | 11,498.             |
| <b>19</b>                          | Revenue less expenses. Subtract line 18 from line 12                   | -339.   | 14,565.                          |                     |
| <b>Net Assets or Fund Balances</b> | <b>20</b>  | Total assets (Part X, line 16)  | <b>Beginning of Current Year</b> | <b>End of Year</b>  |
|                                    | <b>21</b>  | Total liabilities (Part X, line 26)   | 809.                             | 0.                  |
|                                    | <b>22</b>  | Net assets or fund balances. Subtract line 21 from line 20  | 362.                             | 0.                  |

**Part II Signature Block**

Under penalties of perjury, I declare that I have examined this return, including accompanying schedules and statements, and to the best of my knowledge and belief, it is true, correct, and complete. Declaration of preparer (other than officer) is based on all information of which preparer has any knowledge.

**Sign Here**

Signature of officer: MICHAEL WONG, EXECUTIVE DIRECTOR Date: \_\_\_\_\_

Type or print name and title

**Paid Preparer Use Only**

Print/Type preparer's name: Michael H. Vicars Preparer's signature: Michael H. Vicars Date: 10/06/2023 Check  if self-employed PTIN: P01470822

Firm's name: DOOLEY & VICARS Firm's EIN: 54-1950231

Firm's address: 21 S SHEPPARD ST, RICHMOND, VA 23221 Phone no.: (804) 355-2808

May the IRS discuss this return with the preparer shown above? See instructions  Yes  No

**Part III Statement of Program Service Accomplishments**

Check if Schedule O contains a response or note to any line in this Part III

**1** Briefly describe the organization's mission:  
To provide housing for low income families.

**2** Did the organization undertake any significant program services during the year which were not listed on the prior Form 990 or 990-EZ?  Yes  No  
If "Yes," describe these new services on Schedule O.

**3** Did the organization cease conducting, or make significant changes in how it conducts, any program services?  Yes  No  
If "Yes," describe these changes on Schedule O.

**4** Describe the organization's program service accomplishments for each of its three largest program services, as measured by expenses. Section 501(c)(3) and 501(c)(4) organizations are required to report the amount of grants and allocations to others, the total expenses, and revenue, if any, for each program service reported.

**4a** (Code: ) (Expenses \$ 11,498. including grants of \$ 0.) (Revenue \$ 26,063.)  
The organization invests in LIHTC multifamily development to provide housing for lower income families.

**4b** (Code: ) (Expenses \$ including grants of \$ ) (Revenue \$ )

**4c** (Code: ) (Expenses \$ including grants of \$ ) (Revenue \$ )

**4d** Other program services (Describe on Schedule O.)  
(Expenses \$ including grants of \$ ) (Revenue \$ )

**4e** Total program service expenses 11,498.

**Part IV Checklist of Required Schedules**

|   | Yes          | No |
|---|--------------|----|
| <b>1</b> Is the organization described in section 501(c)(3) or 4947(a)(1) (other than a private foundation)? <i>If "Yes," complete Schedule A . . . . .</i>   | <b>1</b> X   |    |
| <b>2</b> Is the organization required to complete <i>Schedule B, Schedule of Contributors</i> ? See instructions . . . . .  | <b>2</b> X   |    |
| <b>3</b> Did the organization engage in direct or indirect political campaign activities on behalf of or in opposition to candidates for public office? <i>If "Yes," complete Schedule C, Part I . . . . .</i>  | <b>3</b>     | X  |
| <b>4</b> <b>Section 501(c)(3) organizations.</b> Did the organization engage in lobbying activities, or have a section 501(h) election in effect during the tax year? <i>If "Yes," complete Schedule C, Part II . . . . .</i>   | <b>4</b>     | X  |
| <b>5</b> Is the organization a section 501(c)(4), 501(c)(5), or 501(c)(6) organization that receives membership dues, assessments, or similar amounts as defined in Rev. Proc. 98-19? <i>If "Yes," complete Schedule C, Part III . . . . .</i>  | <b>5</b>     | X  |
| <b>6</b> Did the organization maintain any donor advised funds or any similar funds or accounts for which donors have the right to provide advice on the distribution or investment of amounts in such funds or accounts? <i>If "Yes," complete Schedule D, Part I . . . . .</i>  | <b>6</b>     | X  |
| <b>7</b> Did the organization receive or hold a conservation easement, including easements to preserve open space, the environment, historic land areas, or historic structures? <i>If "Yes," complete Schedule D, Part II . . . . .</i>  | <b>7</b>     | X  |
| <b>8</b> Did the organization maintain collections of works of art, historical treasures, or other similar assets? <i>If "Yes," complete Schedule D, Part III . . . . .</i>   | <b>8</b>     | X  |
| <b>9</b> Did the organization report an amount in Part X, line 21, for escrow or custodial account liability, serve as a custodian for amounts not listed in Part X; or provide credit counseling, debt management, credit repair, or debt negotiation services? <i>If "Yes," complete Schedule D, Part IV . . . . .</i>            | <b>9</b>     | X  |
| <b>10</b> Did the organization, directly or through a related organization, hold assets in donor-restricted endowments or in quasi endowments? <i>If "Yes," complete Schedule D, Part V . . . . .</i>   | <b>10</b>    | X  |
| <b>11</b> If the organization's answer to any of the following questions is "Yes," then complete Schedule D, Parts VI, VII, VIII, IX, or X, as applicable.  |              |    |
| <b>a</b> Did the organization report an amount for land, buildings, and equipment in Part X, line 10? <i>If "Yes," complete Schedule D, Part VI . . . . .</i>   | <b>11a</b>   | X  |
| <b>b</b> Did the organization report an amount for investments—other securities in Part X, line 12, that is 5% or more of its total assets reported in Part X, line 16? <i>If "Yes," complete Schedule D, Part VII . . . . .</i>  | <b>11b</b>   | X  |
| <b>c</b> Did the organization report an amount for investments—program related in Part X, line 13, that is 5% or more of its total assets reported in Part X, line 16? <i>If "Yes," complete Schedule D, Part VIII . . . . .</i>  | <b>11c</b>   | X  |
| <b>d</b> Did the organization report an amount for other assets in Part X, line 15, that is 5% or more of its total assets reported in Part X, line 16? <i>If "Yes," complete Schedule D, Part IX . . . . .</i>   | <b>11d</b>   | X  |
| <b>e</b> Did the organization report an amount for other liabilities in Part X, line 25? <i>If "Yes," complete Schedule D, Part X . . . . .</i>   | <b>11e</b> X |    |
| <b>f</b> Did the organization's separate or consolidated financial statements for the tax year include a footnote that addresses the organization's liability for uncertain tax positions under FIN 48 (ASC 740)? <i>If "Yes," complete Schedule D, Part X . . . . .</i>  | <b>11f</b>   | X  |
| <b>12a</b> Did the organization obtain separate, independent audited financial statements for the tax year? <i>If "Yes," complete Schedule D, Parts XI and XII . . . . .</i>  | <b>12a</b>   | X  |
| <b>b</b> Was the organization included in consolidated, independent audited financial statements for the tax year? <i>If "Yes," and if the organization answered "No" to line 12a, then completing Schedule D, Parts XI and XII is optional . . . . .</i>   | <b>12b</b> X |    |
| <b>13</b> Is the organization a school described in section 170(b)(1)(A)(ii)? <i>If "Yes," complete Schedule E . . . . .</i>  | <b>13</b>    | X  |
| <b>14a</b> Did the organization maintain an office, employees, or agents outside of the United States? . . . . .  | <b>14a</b>   | X  |
| <b>b</b> Did the organization have aggregate revenues or expenses of more than \$10,000 from grantmaking, fundraising, business, investment, and program service activities outside the United States, or aggregate foreign investments valued at \$100,000 or more? <i>If "Yes," complete Schedule F, Parts I and IV . . . . .</i> | <b>14b</b>   | X  |
| <b>15</b> Did the organization report on Part IX, column (A), line 3, more than \$5,000 of grants or other assistance to or for any foreign organization? <i>If "Yes," complete Schedule F, Parts II and IV . . . . .</i>   | <b>15</b>    | X  |
| <b>16</b> Did the organization report on Part IX, column (A), line 3, more than \$5,000 of aggregate grants or other assistance to or for foreign individuals? <i>If "Yes," complete Schedule F, Parts III and IV . . . . .</i>   | <b>16</b>    | X  |
| <b>17</b> Did the organization report a total of more than \$15,000 of expenses for professional fundraising services on Part IX, column (A), lines 6 and 11e? <i>If "Yes," complete Schedule G, Part I. See instructions . . . . .</i>   | <b>17</b>    | X  |
| <b>18</b> Did the organization report more than \$15,000 total of fundraising event gross income and contributions on Part VIII, lines 1c and 8a? <i>If "Yes," complete Schedule G, Part II . . . . .</i>   | <b>18</b>    | X  |
| <b>19</b> Did the organization report more than \$15,000 of gross income from gaming activities on Part VIII, line 9a? <i>If "Yes," complete Schedule G, Part III . . . . .</i>   | <b>19</b>    | X  |
| <b>20a</b> Did the organization operate one or more hospital facilities? <i>If "Yes," complete Schedule H . . . . .</i>   | <b>20a</b>   | X  |
| <b>b</b> If "Yes" to line 20a, did the organization attach a copy of its audited financial statements to this return? . . . . .   | <b>20b</b>   |    |
| <b>21</b> Did the organization report more than \$5,000 of grants or other assistance to any domestic organization or domestic government on Part IX, column (A), line 1? <i>If "Yes," complete Schedule I, Parts I and II . . . . .</i>  | <b>21</b>    | X  |

**Part IV Checklist of Required Schedules** *(continued)*

|   | Yes | No |
|---|-----|----|
| <b>22</b> Did the organization report more than \$5,000 of grants or other assistance to or for domestic individuals on Part IX, column (A), line 2? <i>If "Yes," complete Schedule I, Parts I and III</i>  |     | X  |
| <b>23</b> Did the organization answer "Yes" to Part VII, Section A, line 3, 4, or 5, about compensation of the organization's current and former officers, directors, trustees, key employees, and highest compensated employees? <i>If "Yes," complete Schedule J</i>  |     | X  |
| <b>24a</b> Did the organization have a tax-exempt bond issue with an outstanding principal amount of more than \$100,000 as of the last day of the year, that was issued after December 31, 2002? <i>If "Yes," answer lines 24b through 24d and complete Schedule K. If "No," go to line 25a</i>  |     | X  |
| <b>b</b> Did the organization invest any proceeds of tax-exempt bonds beyond a temporary period exception?  |     |    |
| <b>c</b> Did the organization maintain an escrow account other than a refunding escrow at any time during the year to defease any tax-exempt bonds?   |     |    |
| <b>d</b> Did the organization act as an "on behalf of" issuer for bonds outstanding at any time during the year?  |     |    |
| <b>25a</b> <b>Section 501(c)(3), 501(c)(4), and 501(c)(29) organizations.</b> Did the organization engage in an excess benefit transaction with a disqualified person during the year? <i>If "Yes," complete Schedule L, Part I</i>   |     | X  |
| <b>b</b> Is the organization aware that it engaged in an excess benefit transaction with a disqualified person in a prior year, and that the transaction has not been reported on any of the organization's prior Forms 990 or 990-EZ? <i>If "Yes," complete Schedule L, Part I</i>   |     | X  |
| <b>26</b> Did the organization report any amount on Part X, line 5 or 22, for receivables from or payables to any current or former officer, director, trustee, key employee, creator or founder, substantial contributor, or 35% controlled entity or family member of any of these persons? <i>If "Yes," complete Schedule L, Part II</i>   |     | X  |
| <b>27</b> Did the organization provide a grant or other assistance to any current or former officer, director, trustee, key employee, creator or founder, substantial contributor or employee thereof, a grant selection committee member, or to a 35% controlled entity (including an employee thereof) or family member of any of these persons? <i>If "Yes," complete Schedule L, Part III</i> |     | X  |
| <b>28</b> Was the organization a party to a business transaction with one of the following parties (see the Schedule L, Part IV, instructions for applicable filing thresholds, conditions, and exceptions):  |     |    |
| <b>a</b> A current or former officer, director, trustee, key employee, creator or founder, or substantial contributor? <i>If "Yes," complete Schedule L, Part IV</i>  |     | X  |
| <b>b</b> A family member of any individual described in line 28a? <i>If "Yes," complete Schedule L, Part IV</i>   |     | X  |
| <b>c</b> A 35% controlled entity of one or more individuals and/or organizations described in line 28a or 28b? <i>If "Yes," complete Schedule L, Part IV</i>  |     | X  |
| <b>29</b> Did the organization receive more than \$25,000 in non-cash contributions? <i>If "Yes," complete Schedule M</i>   |     | X  |
| <b>30</b> Did the organization receive contributions of art, historical treasures, or other similar assets, or qualified conservation contributions? <i>If "Yes," complete Schedule M</i>   |     | X  |
| <b>31</b> Did the organization liquidate, terminate, or dissolve and cease operations? <i>If "Yes," complete Schedule N, Part I</i>   |     | X  |
| <b>32</b> Did the organization sell, exchange, dispose of, or transfer more than 25% of its net assets? <i>If "Yes," complete Schedule N, Part II</i>   |     | X  |
| <b>33</b> Did the organization own 100% of an entity disregarded as separate from the organization under Regulations sections 301.7701-2 and 301.7701-3? <i>If "Yes," complete Schedule R, Part I</i>   |     | X  |
| <b>34</b> Was the organization related to any tax-exempt or taxable entity? <i>If "Yes," complete Schedule R, Part II, III, or IV, and Part V, line 1</i>   | X   |    |
| <b>35a</b> Did the organization have a controlled entity within the meaning of section 512(b)(13)?  |     | X  |
| <b>b</b> If "Yes" to line 35a, did the organization receive any payment from or engage in any transaction with a controlled entity within the meaning of section 512(b)(13)? <i>If "Yes," complete Schedule R, Part V, line 2</i>   |     | X  |
| <b>36</b> <b>Section 501(c)(3) organizations.</b> Did the organization make any transfers to an exempt non-charitable related organization? <i>If "Yes," complete Schedule R, Part V, line 2</i>  | X   |    |
| <b>37</b> Did the organization conduct more than 5% of its activities through an entity that is not a related organization and that is treated as a partnership for federal income tax purposes? <i>If "Yes," complete Schedule R, Part VI</i>  |     | X  |
| <b>38</b> Did the organization complete Schedule O and provide explanations on Schedule O for Part VI, lines 11b and 19? <b>Note:</b> All Form 990 filers are required to complete Schedule O   | X   |    |

**Part V Statements Regarding Other IRS Filings and Tax Compliance**

Check if Schedule O contains a response or note to any line in this Part V

|   | Yes | No |
|---|-----|----|
| <b>1a</b> Enter the number reported in box 3 of Form 1096. Enter -0- if not applicable  |     |    |
| <b>b</b> Enter the number of Forms W-2G included on line 1a. Enter -0- if not applicable  |     |    |
| <b>c</b> Did the organization comply with backup withholding rules for reportable payments to vendors and reportable gaming (gambling) winnings to prize winners? |     |    |



| <b>Part V Statements Regarding Other IRS Filings and Tax Compliance</b> <i>(continued)</i> |   | Yes        | No |
|--|---|------------|----|
| <b>2a</b>  | Enter the number of employees reported on Form W-3, Transmittal of Wage and Tax Statements, filed for the calendar year ending with or within the year covered by this return   | <b>2a</b>  | 0  |
| <b>b</b>   | If at least one is reported on line 2a, did the organization file all required federal employment tax returns?  | <b>2b</b>  |    |
| <b>3a</b>  | Did the organization have unrelated business gross income of \$1,000 or more during the year?   | <b>3a</b>  | X  |
| <b>b</b>   | If "Yes," has it filed a Form 990-T for this year? <i>If "No" to line 3b, provide an explanation on Schedule O</i>  | <b>3b</b>  |    |
| <b>4a</b>  | At any time during the calendar year, did the organization have an interest in, or a signature or other authority over, a financial account in a foreign country (such as a bank account, securities account, or other financial account)?    | <b>4a</b>  | X  |
| <b>b</b>   | If "Yes," enter the name of the foreign country _____<br>See instructions for filing requirements for FinCEN Form 114, Report of Foreign Bank and Financial Accounts (FBAR).  |            |    |
| <b>5a</b>  | Was the organization a party to a prohibited tax shelter transaction at any time during the tax year?   | <b>5a</b>  | X  |
| <b>b</b>   | Did any taxable party notify the organization that it was or is a party to a prohibited tax shelter transaction?  | <b>5b</b>  | X  |
| <b>c</b>   | If "Yes" to line 5a or 5b, did the organization file Form 8886-T?   | <b>5c</b>  |    |
| <b>6a</b>  | Does the organization have annual gross receipts that are normally greater than \$100,000, and did the organization solicit any contributions that were not tax deductible as charitable contributions?                                       | <b>6a</b>  | X  |
| <b>b</b>   | If "Yes," did the organization include with every solicitation an express statement that such contributions or gifts were not tax deductible?   | <b>6b</b>  |    |
| <b>7</b>   | <b>Organizations that may receive deductible contributions under section 170(c).</b>  |            |    |
| <b>a</b>   | Did the organization receive a payment in excess of \$75 made partly as a contribution and partly for goods and services provided to the payor?   | <b>7a</b>  | X  |
| <b>b</b>   | If "Yes," did the organization notify the donor of the value of the goods or services provided?   | <b>7b</b>  |    |
| <b>c</b>   | Did the organization sell, exchange, or otherwise dispose of tangible personal property for which it was required to file Form 8282?  | <b>7c</b>  | X  |
| <b>d</b>   | If "Yes," indicate the number of Forms 8282 filed during the year   | <b>7d</b>  |    |
| <b>e</b>   | Did the organization receive any funds, directly or indirectly, to pay premiums on a personal benefit contract?   | <b>7e</b>  | X  |
| <b>f</b>   | Did the organization, during the year, pay premiums, directly or indirectly, on a personal benefit contract?  | <b>7f</b>  | X  |
| <b>g</b>   | If the organization received a contribution of qualified intellectual property, did the organization file Form 8899 as required?  | <b>7g</b>  |    |
| <b>h</b>   | If the organization received a contribution of cars, boats, airplanes, or other vehicles, did the organization file a Form 1098-C?  | <b>7h</b>  |    |
| <b>8</b>   | <b>Sponsoring organizations maintaining donor advised funds.</b> Did a donor advised fund maintained by the sponsoring organization have excess business holdings at any time during the year?  | <b>8</b>   |    |
| <b>9</b>   | <b>Sponsoring organizations maintaining donor advised funds.</b>  |            |    |
| <b>a</b>   | Did the sponsoring organization make any taxable distributions under section 4966?  | <b>9a</b>  |    |
| <b>b</b>   | Did the sponsoring organization make a distribution to a donor, donor advisor, or related person?   | <b>9b</b>  |    |
| <b>10</b>  | <b>Section 501(c)(7) organizations.</b> Enter:  |            |    |
| <b>a</b>   | Initiation fees and capital contributions included on Part VIII, line 12  | <b>10a</b> |    |
| <b>b</b>   | Gross receipts, included on Form 990, Part VIII, line 12, for public use of club facilities   | <b>10b</b> |    |
| <b>11</b>  | <b>Section 501(c)(12) organizations.</b> Enter:   |            |    |
| <b>a</b>   | Gross income from members or shareholders   | <b>11a</b> |    |
| <b>b</b>   | Gross income from other sources. (Do not net amounts due or paid to other sources against amounts due or received from them.)   | <b>11b</b> |    |
| <b>12a</b>   | <b>Section 4947(a)(1) non-exempt charitable trusts.</b> Is the organization filing Form 990 in lieu of Form 1041?   | <b>12a</b> |    |
| <b>b</b>   | If "Yes," enter the amount of tax-exempt interest received or accrued during the year   | <b>12b</b> |    |
| <b>13</b>  | <b>Section 501(c)(29) qualified nonprofit health insurance issuers.</b>   |            |    |
| <b>a</b>   | Is the organization licensed to issue qualified health plans in more than one state?<br><b>Note:</b> See the instructions for additional information the organization must report on Schedule O.  | <b>13a</b> |    |
| <b>b</b>   | Enter the amount of reserves the organization is required to maintain by the states in which the organization is licensed to issue qualified health plans   | <b>13b</b> |    |
| <b>c</b>   | Enter the amount of reserves on hand  | <b>13c</b> |    |
| <b>14a</b>   | Did the organization receive any payments for indoor tanning services during the tax year?  | <b>14a</b> | X  |
| <b>b</b>   | If "Yes," has it filed a Form 720 to report these payments? <i>If "No," provide an explanation on Schedule O</i>  | <b>14b</b> |    |
| <b>15</b>  | Is the organization subject to the section 4960 tax on payment(s) of more than \$1,000,000 in remuneration or excess parachute payment(s) during the year?<br>If "Yes," see the instructions and file Form 4720, Schedule N.                  | <b>15</b>  |    |
| <b>16</b>  | Is the organization an educational institution subject to the section 4968 excise tax on net investment income?<br>If "Yes," complete Form 4720, Schedule O.  | <b>16</b>  |    |
| <b>17</b>  | <b>Section 501(c)(21) organizations.</b> Did the trust, or any disqualified or other person engage in any activities that would result in the imposition of an excise tax under section 4951, 4952, or 4953?<br>If "Yes," complete Form 6069. | <b>17</b>  |    |

**Part VI Governance, Management, and Disclosure.** For each "Yes" response to lines 2 through 7b below, and for a "No" response to line 8a, 8b, or 10b below, describe the circumstances, processes, or changes on Schedule O. See instructions. Check if Schedule O contains a response or note to any line in this Part VI

**Section A. Governing Body and Management**

|           |   | Yes | No |
|-----------|---|-----|----|
| <b>1a</b> | Enter the number of voting members of the governing body at the end of the tax year . . . . .   |     |    |
|           | If there are material differences in voting rights among members of the governing body, or if the governing body delegated broad authority to an executive committee or similar committee, explain on Schedule O.           |     |    |
| <b>1b</b> | Enter the number of voting members included on line 1a, above, who are independent . . . . .  |     |    |
| <b>2</b>  | Did any officer, director, trustee, or key employee have a family relationship or a business relationship with any other officer, director, trustee, or key employee? . . . . .   |     | X  |
| <b>3</b>  | Did the organization delegate control over management duties customarily performed by or under the direct supervision of officers, directors, trustees, or key employees to a management company or other person? . . . . . |     | X  |
| <b>4</b>  | Did the organization make any significant changes to its governing documents since the prior Form 990 was filed? . . . . .  |     | X  |
| <b>5</b>  | Did the organization become aware during the year of a significant diversion of the organization's assets? . . . . .  |     | X  |
| <b>6</b>  | Did the organization have members or stockholders? . . . . .  |     | X  |
| <b>7a</b> | Did the organization have members, stockholders, or other persons who had the power to elect or appoint one or more members of the governing body? . . . . .  |     | X  |
| <b>7b</b> | Are any governance decisions of the organization reserved to (or subject to approval by) members, stockholders, or persons other than the governing body? . . . . .   |     | X  |
| <b>8</b>  | Did the organization contemporaneously document the meetings held or written actions undertaken during the year by the following:   |     |    |
| <b>8a</b> | The governing body? . . . . .   | X   |    |
| <b>8b</b> | Each committee with authority to act on behalf of the governing body? . . . . .   | X   |    |
| <b>9</b>  | Is there any officer, director, trustee, or key employee listed in Part VII, Section A, who cannot be reached at the organization's mailing address? If "Yes," provide the names and addresses on Schedule O . . . . .      |     | X  |

**Section B. Policies** (This Section B requests information about policies not required by the Internal Revenue Code.)

|            |  | Yes | No |
|------------|--|-----|----|
| <b>10a</b> | Did the organization have local chapters, branches, or affiliates? . . . . .   |     | X  |
| <b>10b</b> | If "Yes," did the organization have written policies and procedures governing the activities of such chapters, affiliates, and branches to ensure their operations are consistent with the organization's exempt purposes? . . . . .   |     |    |
| <b>11a</b> | Has the organization provided a complete copy of this Form 990 to all members of its governing body before filing the form? . . . . .  | X   |    |
| <b>11b</b> | Describe on Schedule O the process, if any, used by the organization to review this Form 990. . . . .  |     |    |
| <b>12a</b> | Did the organization have a written conflict of interest policy? If "No," go to line 13 . . . . .  | X   |    |
| <b>12b</b> | Were officers, directors, or trustees, and key employees required to disclose annually interests that could give rise to conflicts? . . . . .  | X   |    |
| <b>12c</b> | Did the organization regularly and consistently monitor and enforce compliance with the policy? If "Yes," describe on Schedule O how this was done . . . . .   | X   |    |
| <b>13</b>  | Did the organization have a written whistleblower policy? . . . . .  | X   |    |
| <b>14</b>  | Did the organization have a written document retention and destruction policy? . . . . .   | X   |    |
| <b>15</b>  | Did the process for determining compensation of the following persons include a review and approval by independent persons, comparability data, and contemporaneous substantiation of the deliberation and decision?   |     |    |
| <b>15a</b> | The organization's CEO, Executive Director, or top management official . . . . .   |     | X  |
| <b>15b</b> | Other officers or key employees of the organization . . . . .  |     | X  |
|            | If "Yes" to line 15a or 15b, describe the process on Schedule O. See instructions. . . . .   |     |    |
| <b>16a</b> | Did the organization invest in, contribute assets to, or participate in a joint venture or similar arrangement with a taxable entity during the year? . . . . .  |     | X  |
| <b>16b</b> | If "Yes," did the organization follow a written policy or procedure requiring the organization to evaluate its participation in joint venture arrangements under applicable federal tax law, and take steps to safeguard the organization's exempt status with respect to such arrangements? . . . . . |     |    |

**Section C. Disclosure**

- 17** List the states with which a copy of this Form 990 is required to be filed \_\_\_\_\_
- 18** Section 6104 requires an organization to make its Forms 1023 (1024 or 1024-A, if applicable), 990, and 990-T (section 501(c)(3)s only) available for public inspection. Indicate how you made these available. Check all that apply.  
 Own website     Another's website     Upon request     Other (explain on Schedule O)
- 19** Describe on Schedule O whether (and if so, how) the organization made its governing documents, conflict of interest policy, and financial statements available to the public during the tax year.
- 20** State the name, address, and telephone number of the person who possesses the organization's books and records.  
Christine Halterman, 286 Kelly Street, , Harrisonburg, , VA 23802 (540)434-7386

**Part VII Compensation of Officers, Directors, Trustees, Key Employees, Highest Compensated Employees, and Independent Contractors**

Check if Schedule O contains a response or note to any line in this Part VII

**Section A. Officers, Directors, Trustees, Key Employees, and Highest Compensated Employees**

**1a** Complete this table for all persons required to be listed. Report compensation for the calendar year ending with or within the organization's tax year.

- List all of the organization's **current** officers, directors, trustees (whether individuals or organizations), regardless of amount of compensation. Enter -0- in columns (D), (E), and (F) if no compensation was paid.
- List all of the organization's **current** key employees, if any. See the instructions for definition of "key employee."
- List the organization's five **current** highest compensated employees (other than an officer, director, trustee, or key employee) who received reportable compensation (box 5 of Form W-2, box 6 of Form 1099-MISC, and/or box 1 of Form 1099-NEC) of more than \$100,000 from the organization and any related organizations.
- List all of the organization's **former** officers, key employees, and highest compensated employees who received more than \$100,000 of reportable compensation from the organization and any related organizations.
- List all of the organization's **former directors or trustees** that received, in the capacity as a former director or trustee of the organization, more than \$10,000 of reportable compensation from the organization and any related organizations.

See the instructions for the order in which to list the persons above.

Check this box if neither the organization nor any related organization compensated any current officer, director, or trustee.

| (A)<br>Name and title                       | (B)<br>Average hours per week (list any hours for related organizations below dotted line) | (C)<br>Position<br>(do not check more than one box, unless person is both an officer and a director/trustee) |                       |         |              |                              |          | (D)<br>Reportable compensation from the organization (W-2/1099-MISC/1099-NEC) | (E)<br>Reportable compensation from related organizations (W-2/1099-MISC/1099-NEC) | (F)<br>Estimated amount of other compensation from the organization and related organizations |
|---|--|--|-----------------------|---------|--------------|------------------------------|----------|---|--|---|
|   |  | Individual trustee or director   | Institutional trustee | Officer | Key employee | Highest compensated employee | Former   |   |  |   |
| (1) Michael G. Wong<br>Vice President       | 1.00   | X  |                       | X       |              |                              | 144,854. | 0.  | 19,616.  |   |
| (2) Melisa Michelsen<br>Secretary/Treasurer | 1.00   | X  |                       | X       |              |                              | 0.       | 0.  | 0.   |   |
| (3) Shonda Green<br>Director                | 1.00   | X  |                       |         |              |                              | 0.       | 0.  | 0.   |   |
| (4) Gil Colman<br>Director                  | 1.00   | X  |                       |         |              |                              | 0.       | 0.  | 0.   |   |
| (5) Kenneth Kettler<br>Director             | 1.00   | X  |                       |         |              |                              | 0.       | 0.  | 0.   |   |
| (6) Kevin Coffman<br>Director               | 1.00   | X  |                       |         |              |                              | 0.       | 0.  | 0.   |   |
| (7) Luciano Benjamin<br>Director            | 1.00   | X  |                       |         |              |                              | 0.       | 0.  | 0.   |   |
| (8) Amanda Leech<br>Director                | 1.00   | X  |                       |         |              |                              | 0.       | 0.  | 0.   |   |
| (9) Janet Rogers<br>Director                | 1.00   | X  |                       |         |              |                              | 0.       | 0.  | 0.   |   |
| (10)  |  |  |                       |         |              |                              |          |   |  |   |
| (11)  |  |  |                       |         |              |                              |          |   |  |   |
| (12)  |  |  |                       |         |              |                              |          |   |  |   |
| (13)  |  |  |                       |         |              |                              |          |   |  |   |
| (14)  |  |  |                       |         |              |                              |          |   |  |   |

**Part VII Section A. Officers, Directors, Trustees, Key Employees, and Highest Compensated Employees** (continued)

| (A)<br>Name and title  | (B)<br>Average hours per week (list any hours for related organizations below dotted line) | (C)<br>Position<br>(do not check more than one box, unless person is both an officer and a director/trustee) |                       |         |              |                              |          | (D)<br>Reportable compensation from the organization (W-2/1099-MISC/1099-NEC) | (E)<br>Reportable compensation from related organizations (W-2/1099-MISC/1099-NEC) | (F)<br>Estimated amount of other compensation from the organization and related organizations |
|--|--|--|-----------------------|---------|--------------|------------------------------|----------|---|--|---|
|  |  | Individual trustee or director   | Institutional trustee | Officer | Key employee | Highest compensated employee | Former   |   |  |   |
| (15)   |  |  |                       |         |              |                              |          |   |  |   |
| (16)   |  |  |                       |         |              |                              |          |   |  |   |
| (17)   |  |  |                       |         |              |                              |          |   |  |   |
| (18)   |  |  |                       |         |              |                              |          |   |  |   |
| (19)   |  |  |                       |         |              |                              |          |   |  |   |
| (20)   |  |  |                       |         |              |                              |          |   |  |   |
| (21)   |  |  |                       |         |              |                              |          |   |  |   |
| (22)   |  |  |                       |         |              |                              |          |   |  |   |
| (23)   |  |  |                       |         |              |                              |          |   |  |   |
| (24)   |  |  |                       |         |              |                              |          |   |  |   |
| (25)   |  |  |                       |         |              |                              |          |   |  |   |
| <b>1b Subtotal</b>   |  |  |                       |         |              |                              | 144,854. | 0.  | 19,616.  |   |
| <b>c Total from continuation sheets to Part VII, Section A</b> |  |  |                       |         |              |                              |          |   |  |   |
| <b>d Total (add lines 1b and 1c)</b>                           |  |  |                       |         |              |                              | 144,854. | 0.  | 19,616.  |   |

**2** Total number of individuals (including but not limited to those listed above) who received more than \$100,000 of reportable compensation from the organization 1

|  | Yes | No |
|--|-----|----|
| <b>3</b> Did the organization list any <b>former</b> officer, director, trustee, key employee, or highest compensated employee on line 1a? <i>If "Yes," complete Schedule J for such individual</i>  |     | X  |
| <b>4</b> For any individual listed on line 1a, is the sum of reportable compensation and other compensation from the organization and related organizations greater than \$150,000? <i>If "Yes," complete Schedule J for such individual</i> |     | X  |
| <b>5</b> Did any person listed on line 1a receive or accrue compensation from any unrelated organization or individual for services rendered to the organization? <i>If "Yes," complete Schedule J for such person</i>                       |     | X  |

**Section B. Independent Contractors**

**1** Complete this table for your five highest compensated independent contractors that received more than \$100,000 of compensation from the organization. Report compensation for the calendar year ending with or within the organization's tax year.

| (A)<br>Name and business address | (B)<br>Description of services | (C)<br>Compensation |
|----------------------------------|--------------------------------|---------------------|
|                                  |                                |                     |
|                                  |                                |                     |
|                                  |                                |                     |
|                                  |                                |                     |

**2** Total number of independent contractors (including but not limited to those listed above) who received more than \$100,000 of compensation from the organization

**Part VIII Statement of Revenue**

Check if Schedule O contains a response or note to any line in this Part VIII

|  |  |   |                | (A)<br>Total revenue | (B)<br>Related or exempt<br>function revenue | (C)<br>Unrelated<br>business revenue | (D)<br>Revenue excluded<br>from tax under<br>sections 512-514 |
|--|--|---|----------------|----------------------|--|--------------------------------------|---|
| <b>Contributions, Gifts, Grants,<br/>and Other Similar Amounts</b> | <b>1a</b>  | Federated campaigns . . . . .   | <b>1a</b>      |                      |  |                                      |   |
|  | <b>b</b>   | Membership dues . . . . .   | <b>1b</b>      |                      |  |                                      |   |
|  | <b>c</b>   | Fundraising events . . . . .  | <b>1c</b>      |                      |  |                                      |   |
|  | <b>d</b>   | Related organizations . . . . .   | <b>1d</b>      |                      |  |                                      |   |
|  | <b>e</b>   | Government grants (contributions)   | <b>1e</b>      | 23,174.              |  |                                      |   |
|  | <b>f</b>   | All other contributions, gifts, grants,<br>and similar amounts not included above   | <b>1f</b>      |                      |  |                                      |   |
|  | <b>g</b>   | Noncash contributions included in<br>lines 1a-1f . . . . .  | <b>1g</b>      | \$                   |  |                                      |   |
|  | <b>h</b>   | <b>Total.</b> Add lines 1a-1f . . . . .   |                | 23,174.              |  |                                      |   |
|  | <b>Program Service<br/>Revenue</b>                                     | <b>2a</b>   | OTHER INCOME   | Business Code        | 2,889.                                       | 2,889.                               | 0.  |
| <b>b</b>   |  | -----   | 925120         |                      |  |                                      |   |
| <b>c</b>   |  | -----   |                |                      |  |                                      |   |
| <b>d</b>   |  | -----   |                |                      |  |                                      |   |
| <b>e</b>   |  | -----   |                |                      |  |                                      |   |
| <b>f</b>   |  | All other program service revenue . .   |                |                      |  |                                      |   |
| <b>g</b>   |  | <b>Total.</b> Add lines 2a-2f . . . . .   |                | 2,889.               |  |                                      |   |
| <b>Other Revenue</b>   | <b>3</b>   | Investment income (including dividends, interest, and<br>other similar amounts) . . . . .   |                |                      |  |                                      |   |
|  | <b>4</b>   | Income from investment of tax-exempt bond proceeds  |                |                      |  |                                      |   |
|  | <b>5</b>   | Royalties . . . . .   |                |                      |  |                                      |   |
|  | <b>6a</b>  | Gross rents . . . . .   | (i) Real       |                      |  |                                      |   |
|  |  |   | (ii) Personal  |                      |  |                                      |   |
|  |  |   |                |                      |  |                                      |   |
|  | <b>b</b>   | Less: rental expenses   | <b>6b</b>      |                      |  |                                      |   |
|  | <b>c</b>   | Rental income or (loss)   | <b>6c</b>      |                      |  |                                      |   |
|  | <b>d</b>   | Net rental income or (loss) . . . . .   |                |                      |  |                                      |   |
|  | <b>7a</b>  | Gross amount from<br>sales of assets<br>other than inventory  | (i) Securities |                      |  |                                      |   |
|  |  |   | (ii) Other     |                      |  |                                      |   |
|  |  |   |                |                      |  |                                      |   |
|  | <b>b</b>   | Less: cost or other basis<br>and sales expenses . . . . .   | <b>7b</b>      |                      |  |                                      |   |
|  | <b>c</b>   | Gain or (loss) . . . . .  | <b>7c</b>      |                      |  |                                      |   |
|  | <b>d</b>   | Net gain or (loss) . . . . .  |                |                      |  |                                      |   |
|  | <b>8a</b>  | Gross income from fundraising<br>events (not including \$ _____<br>of contributions reported on line<br>1c). See Part IV, line 18 . . . . . |                |                      |  |                                      |   |
|  |  |   |                |                      |  |                                      |   |
|  |  |   | <b>8a</b>      |                      |  |                                      |   |
|  | <b>b</b>   | Less: direct expenses . . . . .   | <b>8b</b>      |                      |  |                                      |   |
|  | <b>c</b>   | Net income or (loss) from fundraising events . . . . .  |                |                      |  |                                      |   |
| <b>9a</b>  | Gross income from gaming<br>activities. See Part IV, line 19 . . . . . |   |                |                      |  |                                      |   |
|  |  |   |                |                      |  |                                      |   |
|  |  | <b>9a</b>   |                |                      |  |                                      |   |
| <b>b</b>   | Less: direct expenses . . . . .  | <b>9b</b>   |                |                      |  |                                      |   |
| <b>c</b>   | Net income or (loss) from gaming activities . . . . .                  |   |                |                      |  |                                      |   |
| <b>10a</b>   | Gross sales of inventory, less<br>returns and allowances . . . . .     |   |                |                      |  |                                      |   |
|  |  |   |                |                      |  |                                      |   |
|  |  | <b>10a</b>  |                |                      |  |                                      |   |
| <b>b</b>   | Less: cost of goods sold . . . . .                                     | <b>10b</b>  |                |                      |  |                                      |   |
| <b>c</b>   | Net income or (loss) from sales of inventory . . . . .                 |   |                |                      |  |                                      |   |
| <b>Miscellaneous<br/>Revenue</b>                                   | <b>11a</b>   | -----   | Business Code  |                      |  |                                      |   |
|  | <b>b</b>   | -----   |                |                      |  |                                      |   |
|  | <b>c</b>   | -----   |                |                      |  |                                      |   |
|  | <b>d</b>   | All other revenue . . . . .   |                |                      |  |                                      |   |
|  | <b>e</b>   | <b>Total.</b> Add lines 11a-11d . . . . .   |                |                      |  |                                      |   |
| <b>12</b>  | <b>Total revenue.</b> See instructions . . . . .                       |   | 26,063.        | 2,889.               | 0.   | 0.                                   |   |

**Part IX Statement of Functional Expenses**

Section 501(c)(3) and 501(c)(4) organizations must complete all columns. All other organizations must complete column (A).

Check if Schedule O contains a response or note to any line in this Part IX

**Do not include amounts reported on lines 6b, 7b, 8b, 9b, and 10b of Part VIII.**

|   | (A)<br>Total expenses | (B)<br>Program service expenses | (C)<br>Management and general expenses | (D)<br>Fundraising expenses |
|---|-----------------------|---------------------------------|--|-----------------------------|
| <b>1</b> Grants and other assistance to domestic organizations and domestic governments. See Part IV, line 21   |                       |                                 |  |                             |
| <b>2</b> Grants and other assistance to domestic individuals. See Part IV, line 22  |                       |                                 |  |                             |
| <b>3</b> Grants and other assistance to foreign organizations, foreign governments, and foreign individuals. See Part IV, lines 15 and 16   |                       |                                 |  |                             |
| <b>4</b> Benefits paid to or for members  |                       |                                 |  |                             |
| <b>5</b> Compensation of current officers, directors, trustees, and key employees   |                       |                                 |  |                             |
| <b>6</b> Compensation not included above to disqualified persons (as defined under section 4958(f)(1)) and persons described in section 4958(c)(3)(B)   |                       |                                 |  |                             |
| <b>7</b> Other salaries and wages   |                       |                                 |  |                             |
| <b>8</b> Pension plan accruals and contributions (include section 401(k) and 403(b) employer contributions)   |                       |                                 |  |                             |
| <b>9</b> Other employee benefits  |                       |                                 |  |                             |
| <b>10</b> Payroll taxes   |                       |                                 |  |                             |
| <b>11</b> Fees for services (nonemployees):   |                       |                                 |  |                             |
| <b>a</b> Management   |                       |                                 |  |                             |
| <b>b</b> Legal  |                       |                                 |  |                             |
| <b>c</b> Accounting   | 425.                  | 425.                            | 0.                                     | 0.                          |
| <b>d</b> Lobbying   |                       |                                 |  |                             |
| <b>e</b> Professional fundraising services. See Part IV, line 17  |                       |                                 |  |                             |
| <b>f</b> Investment management fees   |                       |                                 |  |                             |
| <b>g</b> Other. (If line 11g amount exceeds 10% of line 25, column (A), amount, list line 11g expenses on Schedule O.)  |                       |                                 |  |                             |
| <b>12</b> Advertising and promotion   |                       |                                 |  |                             |
| <b>13</b> Office expenses   |                       |                                 |  |                             |
| <b>14</b> Information technology  |                       |                                 |  |                             |
| <b>15</b> Royalties   |                       |                                 |  |                             |
| <b>16</b> Occupancy   |                       |                                 |  |                             |
| <b>17</b> Travel  |                       |                                 |  |                             |
| <b>18</b> Payments of travel or entertainment expenses for any federal, state, or local public officials  |                       |                                 |  |                             |
| <b>19</b> Conferences, conventions, and meetings  |                       |                                 |  |                             |
| <b>20</b> Interest  |                       |                                 |  |                             |
| <b>21</b> Payments to affiliates  |                       |                                 |  |                             |
| <b>22</b> Depreciation, depletion, and amortization   |                       |                                 |  |                             |
| <b>23</b> Insurance   | 883.                  | 883.                            | 0.                                     | 0.                          |
| <b>24</b> Other expenses. Itemize expenses not covered above. (List miscellaneous expenses on line 24e. If line 24e amount exceeds 10% of line 25, column (A), amount, list line 24e expenses on Schedule O.)   |                       |                                 |  |                             |
| <b>a</b> ADMINISTRATIVE   | 10,190.               | 10,190.                         | 0.                                     | 0.                          |
| <b>b</b> -----  |                       |                                 |  |                             |
| <b>c</b> -----  |                       |                                 |  |                             |
| <b>d</b> -----  |                       |                                 |  |                             |
| <b>e</b> All other expenses   |                       |                                 |  |                             |
| <b>25</b> <b>Total functional expenses.</b> Add lines 1 through 24e   | 11,498.               | 11,498.                         | 0.                                     | 0.                          |
| <b>26</b> <b>Joint costs.</b> Complete this line only if the organization reported in column (B) joint costs from a combined educational campaign and fundraising solicitation. Check here <input type="checkbox"/> if following SOP 98-2 (ASC 958-720) |                       |                                 |  |                             |

**Part X Balance Sheet**

Check if Schedule O contains a response or note to any line in this Part X

|   |  | (A)<br>Beginning of year |           | (B)<br>End of year |
|---|--|--------------------------|-----------|--------------------|
| <b>Assets</b>   | <b>1</b> Cash—non-interest-bearing . . . . .   |                          | <b>1</b>  |                    |
|   | <b>2</b> Savings and temporary cash investments . . . . .  |                          | <b>2</b>  |                    |
|   | <b>3</b> Pledges and grants receivable, net . . . . .  |                          | <b>3</b>  |                    |
|   | <b>4</b> Accounts receivable, net . . . . .  |                          | <b>4</b>  |                    |
|   | <b>5</b> Loans and other receivables from any current or former officer, director, trustee, key employee, creator or founder, substantial contributor, or 35% controlled entity or family member of any of these persons . . . . . |                          | <b>5</b>  |                    |
|   | <b>6</b> Loans and other receivables from other disqualified persons (as defined under section 4958(f)(1)), and persons described in section 4958(c)(3)(B) . . . . .   |                          | <b>6</b>  |                    |
|   | <b>7</b> Notes and loans receivable, net . . . . .   |                          | <b>7</b>  |                    |
|   | <b>8</b> Inventories for sale or use . . . . .   |                          | <b>8</b>  |                    |
|   | <b>9</b> Prepaid expenses and deferred charges . . . . .   | 809.                     | <b>9</b>  |                    |
|   | <b>10a</b> Land, buildings, and equipment: cost or other basis. Complete Part VI of Schedule D . . . . .   | <b>10a</b>               |           |                    |
|   | <b>b</b> Less: accumulated depreciation . . . . .  | <b>10b</b>               |           | <b>10c</b>         |
|   | <b>11</b> Investments—publicly traded securities . . . . .   |                          | <b>11</b> |                    |
|   | <b>12</b> Investments—other securities. See Part IV, line 11 . . . . .   |                          | <b>12</b> |                    |
|   | <b>13</b> Investments—program-related. See Part IV, line 11 . . . . .  |                          | <b>13</b> |                    |
|   | <b>14</b> Intangible assets . . . . .  |                          | <b>14</b> |                    |
|   | <b>15</b> Other assets. See Part IV, line 11 . . . . .   |                          | <b>15</b> |                    |
| <b>16 Total assets.</b> Add lines 1 through 15 (must equal line 33) . . . . . | 809.   | <b>16</b>                |           |                    |
| <b>Liabilities</b>  | <b>17</b> Accounts payable and accrued expenses . . . . .  |                          | <b>17</b> |                    |
|   | <b>18</b> Grants payable . . . . .   |                          | <b>18</b> |                    |
|   | <b>19</b> Deferred revenue . . . . .   |                          | <b>19</b> |                    |
|   | <b>20</b> Tax-exempt bond liabilities . . . . .  |                          | <b>20</b> |                    |
|   | <b>21</b> Escrow or custodial account liability. Complete Part IV of Schedule D . . . . .  |                          | <b>21</b> |                    |
|   | <b>22</b> Loans and other payables to any current or former officer, director, trustee, key employee, creator or founder, substantial contributor, or 35% controlled entity or family member of any of these persons . . . . .     |                          | <b>22</b> |                    |
|   | <b>23</b> Secured mortgages and notes payable to unrelated third parties . . . . .   |                          | <b>23</b> |                    |
|   | <b>24</b> Unsecured notes and loans payable to unrelated third parties . . . . .   |                          | <b>24</b> |                    |
|   | <b>25</b> Other liabilities (including federal income tax, payables to related third parties, and other liabilities not included on lines 17–24). Complete Part X of Schedule D . . . . .  | 362.                     | <b>25</b> | 0.                 |
|   | <b>26 Total liabilities.</b> Add lines 17 through 25 . . . . .   | 362.                     | <b>26</b> | 0.                 |
| <b>Net Assets or Fund Balances</b>  | <b>Organizations that follow FASB ASC 958, check here <input checked="" type="checkbox"/> and complete lines 27, 28, 32, and 33.</b>   |                          |           |                    |
|   | <b>27</b> Net assets without donor restrictions . . . . .  | 447.                     | <b>27</b> |                    |
|   | <b>28</b> Net assets with donor restrictions . . . . .   |                          | <b>28</b> |                    |
|   | <b>Organizations that do not follow FASB ASC 958, check here <input type="checkbox"/> and complete lines 29 through 33.</b>  |                          |           |                    |
|   | <b>29</b> Capital stock or trust principal, or current funds . . . . .   |                          | <b>29</b> |                    |
|   | <b>30</b> Paid-in or capital surplus, or land, building, or equipment fund . . . . .   |                          | <b>30</b> |                    |
|   | <b>31</b> Retained earnings, endowment, accumulated income, or other funds . . . . .   |                          | <b>31</b> |                    |
|   | <b>32</b> Total net assets or fund balances . . . . .  | 447.                     | <b>32</b> |                    |
| <b>33</b> Total liabilities and net assets/fund balances . . . . .            | 809.   | <b>33</b>                | 0.        |                    |

**Part XI Reconciliation of Net Assets**

Check if Schedule O contains a response or note to any line in this Part XI

|           |  |           |         |
|-----------|--|-----------|---------|
| <b>1</b>  | Total revenue (must equal Part VIII, column (A), line 12)  | <b>1</b>  | 26,063. |
| <b>2</b>  | Total expenses (must equal Part IX, column (A), line 25)   | <b>2</b>  | 11,498. |
| <b>3</b>  | Revenue less expenses. Subtract line 2 from line 1   | <b>3</b>  | 14,565. |
| <b>4</b>  | Net assets or fund balances at beginning of year (must equal Part X, line 32, column (A))                      | <b>4</b>  | 447.    |
| <b>5</b>  | Net unrealized gains (losses) on investments   | <b>5</b>  |         |
| <b>6</b>  | Donated services and use of facilities   | <b>6</b>  |         |
| <b>7</b>  | Investment expenses  | <b>7</b>  |         |
| <b>8</b>  | Prior period adjustments   | <b>8</b>  |         |
| <b>9</b>  | Other changes in net assets or fund balances (explain on Schedule O)   | <b>9</b>  |         |
| <b>10</b> | Net assets or fund balances at end of year. Combine lines 3 through 9 (must equal Part X, line 32, column (B)) | <b>10</b> | 15,012. |

**Part XII Financial Statements and Reporting**

Check if Schedule O contains a response or note to any line in this Part XII

|   | Yes | No |
|---|-----|----|
| <b>1</b> Accounting method used to prepare the Form 990: <input type="checkbox"/> Cash <input checked="" type="checkbox"/> Accrual <input type="checkbox"/> Other _____<br>If the organization changed its method of accounting from a prior year or checked "Other," explain on Schedule O.  |     |    |
| <b>2a</b> Were the organization's financial statements compiled or reviewed by an independent accountant?<br>If "Yes," check a box below to indicate whether the financial statements for the year were compiled or reviewed on a separate basis, consolidated basis, or both:<br><input type="checkbox"/> Separate basis <input type="checkbox"/> Consolidated basis <input type="checkbox"/> Both consolidated and separate basis |     | X  |
| <b>b</b> Were the organization's financial statements audited by an independent accountant?<br>If "Yes," check a box below to indicate whether the financial statements for the year were audited on a separate basis, consolidated basis, or both:<br><input type="checkbox"/> Separate basis <input checked="" type="checkbox"/> Consolidated basis <input type="checkbox"/> Both consolidated and separate basis                 | X   |    |
| <b>c</b> If "Yes" to line 2a or 2b, does the organization have a committee that assumes responsibility for oversight of the audit, review, or compilation of its financial statements and selection of an independent accountant?<br>If the organization changed either its oversight process or selection process during the tax year, explain on Schedule O.  | X   |    |
| <b>3a</b> As a result of a federal award, was the organization required to undergo an audit or audits as set forth in the Uniform Guidance, 2 C.F.R. Part 200, Subpart F?   |     | X  |
| <b>b</b> If "Yes," did the organization undergo the required audit or audits? If the organization did not undergo the required audit or audits, explain why on Schedule O and describe any steps taken to undergo such audits.  |     |    |



**SCHEDULE A  
(Form 990)**

**Public Charity Status and Public Support**

OMB No. 1545-0047

**2022**

**Open to Public Inspection**

Department of the Treasury  
Internal Revenue Service

Complete if the organization is a section 501(c)(3) organization or a section 4947(a)(1) nonexempt charitable trust.

Attach to Form 990 or Form 990-EZ.

Go to [www.irs.gov/Form990](http://www.irs.gov/Form990) for instructions and the latest information.

|   |   |
|---|---|
| <b>Name of the organization</b><br>SHENANDOAH HOUSING CORPORATION | <b>Employer identification number</b><br>54-1583954 |
|---|---|

**Part I Reason for Public Charity Status.** (All organizations must complete this part.) See instructions.

The organization is not a private foundation because it is: (For lines 1 through 12, check only one box.)

- 1  A church, convention of churches, or association of churches described in **section 170(b)(1)(A)(i)**.
- 2  A school described in **section 170(b)(1)(A)(ii)**. (Attach Schedule E (Form 990).)
- 3  A hospital or a cooperative hospital service organization described in **section 170(b)(1)(A)(iii)**.
- 4  A medical research organization operated in conjunction with a hospital described in **section 170(b)(1)(A)(iii)**. Enter the hospital's name, city, and state:
- 5  An organization operated for the benefit of a college or university owned or operated by a governmental unit described in **section 170(b)(1)(A)(iv)**. (Complete Part II.)
- 6  A federal, state, or local government or governmental unit described in **section 170(b)(1)(A)(v)**.
- 7  An organization that normally receives a substantial part of its support from a governmental unit or from the general public described in **section 170(b)(1)(A)(vi)**. (Complete Part II.)
- 8  A community trust described in **section 170(b)(1)(A)(vii)**. (Complete Part II.)
- 9  An agricultural research organization described in **section 170(b)(1)(A)(ix)** operated in conjunction with a land-grant college or university or a non-land-grant college of agriculture (see instructions). Enter the name, city, and state of the college or university:
- 10  An organization that normally receives (1) more than 33<sup>1</sup>/<sub>3</sub>% of its support from contributions, membership fees, and gross receipts from activities related to its exempt functions, subject to certain exceptions; and (2) no more than 33<sup>1</sup>/<sub>3</sub>% of its support from gross investment income and unrelated business taxable income (less section 511 tax) from businesses acquired by the organization after June 30, 1975. See **section 509(a)(2)**. (Complete Part III.)
- 11  An organization organized and operated exclusively to test for public safety. See **section 509(a)(4)**.
- 12  An organization organized and operated exclusively for the benefit of, to perform the functions of, or to carry out the purposes of one or more publicly supported organizations described in **section 509(a)(1)** or **section 509(a)(2)**. See **section 509(a)(3)**. Check the box on lines 12a through 12d that describes the type of supporting organization and complete lines 12e, 12f, and 12g.
  - a  **Type I.** A supporting organization operated, supervised, or controlled by its supported organization(s), typically by giving the supported organization(s) the power to regularly appoint or elect a majority of the directors or trustees of the supporting organization. **You must complete Part IV, Sections A and B.**
  - b  **Type II.** A supporting organization supervised or controlled in connection with its supported organization(s), by having control or management of the supporting organization vested in the same persons that control or manage the supported organization(s). **You must complete Part IV, Sections A and C.**
  - c  **Type III functionally integrated.** A supporting organization operated in connection with, and functionally integrated with, its supported organization(s) (see instructions). **You must complete Part IV, Sections A, D, and E.**
  - d  **Type III non-functionally integrated.** A supporting organization operated in connection with its supported organization(s) that is not functionally integrated. The organization generally must satisfy a distribution requirement and an attentiveness requirement (see instructions). **You must complete Part IV, Sections A and D, and Part V.**
  - e  Check this box if the organization received a written determination from the IRS that it is a Type I, Type II, Type III functionally integrated, or Type III non-functionally integrated supporting organization.
- f Enter the number of supported organizations
- g Provide the following information about the supported organization(s).

| (i) Name of supported organization | (ii) EIN | (iii) Type of organization (described on lines 1-10 above (see instructions)) | (iv) Is the organization listed in your governing document? |    | (v) Amount of monetary support (see instructions) | (vi) Amount of other support (see instructions) |
|------------------------------------|----------|---|---|----|---|---|
|                                    |          |   | Yes   | No |   |   |
| (A)                                |          |   |   |    |   |   |
| (B)                                |          |   |   |    |   |   |
| (C)                                |          |   |   |    |   |   |
| (D)                                |          |   |   |    |   |   |
| (E)                                |          |   |   |    |   |   |
| <b>Total</b>                       |          |   |   |    |   |   |

**Part II Support Schedule for Organizations Described in Sections 170(b)(1)(A)(iv) and 170(b)(1)(A)(vi)**

(Complete only if you checked the box on line 5, 7, or 8 of Part I or if the organization failed to qualify under Part III. If the organization fails to qualify under the tests listed below, please complete Part III.)

**Section A. Public Support**

| Calendar year (or fiscal year beginning in)  | (a) 2018 | (b) 2019 | (c) 2020 | (d) 2021 | (e) 2022 | (f) Total |
|--|----------|----------|----------|----------|----------|-----------|
| <b>1</b> Gifts, grants, contributions, and membership fees received. (Do not include any "unusual grants.") . . . . .  | 92.      |          |          |          | 23,174.  | 23,266.   |
| <b>2</b> Tax revenues levied for the organization's benefit and either paid to or expended on its behalf . . . . .   |          |          |          |          |          |           |
| <b>3</b> The value of services or facilities furnished by a governmental unit to the organization without charge . . . . .   |          |          |          |          |          |           |
| <b>4 Total.</b> Add lines 1 through 3 . . . . .  | 92.      |          |          |          | 23,174.  | 23,266.   |
| <b>5</b> The portion of total contributions by each person (other than a governmental unit or publicly supported organization) included on line 1 that exceeds 2% of the amount shown on line 11, column (f) . . . . . |          |          |          |          |          |           |
| <b>6 Public support.</b> Subtract line 5 from line 4   |          |          |          |          |          | 23,266.   |

**Section B. Total Support**

| Calendar year (or fiscal year beginning in)   | (a) 2018 | (b) 2019 | (c) 2020 | (d) 2021 | (e) 2022  | (f) Total                |
|---|----------|----------|----------|----------|-----------|--------------------------|
| <b>7</b> Amounts from line 4 . . . . .  | 92.      |          |          |          | 23,174.   | 23,266.                  |
| <b>8</b> Gross income from interest, dividends, payments received on securities loans, rents, royalties, and income from similar sources . . . . .  |          |          |          |          |           |                          |
| <b>9</b> Net income from unrelated business activities, whether or not the business is regularly carried on . . . . .   |          |          |          |          |           |                          |
| <b>10</b> Other income. Do not include gain or loss from the sale of capital assets (Explain in Part VI.) . . . . .   |          |          |          | 1,713.   | 2,889.    | 4,602.                   |
| <b>11 Total support.</b> Add lines 7 through 10   |          |          |          |          |           | 27,868.                  |
| <b>12</b> Gross receipts from related activities, etc. (see instructions) . . . . .   |          |          |          |          | <b>12</b> |                          |
| <b>13 First 5 years.</b> If the Form 990 is for the organization's first, second, third, fourth, or fifth tax year as a section 501(c)(3) organization, check this box and <b>stop here</b> . . . . . |          |          |          |          |           | <input type="checkbox"/> |

**Section C. Computation of Public Support Percentage**

|  |           |                                     |
|--|-----------|-------------------------------------|
| <b>14</b> Public support percentage for 2022 (line 6, column (f), divided by line 11, column (f)) . . . . .  | <b>14</b> | 83.49 %                             |
| <b>15</b> Public support percentage from 2021 Schedule A, Part II, line 14 . . . . .   | <b>15</b> | 3.85 %                              |
| <b>16a 33 1/3% support test—2022.</b> If the organization did not check the box on line 13, and line 14 is 33 1/3% or more, check this box and <b>stop here.</b> The organization qualifies as a publicly supported organization . . . . .   |           | <input checked="" type="checkbox"/> |
| <b>b 33 1/3% support test—2021.</b> If the organization did not check a box on line 13 or 16a, and line 15 is 33 1/3% or more, check this box and <b>stop here.</b> The organization qualifies as a publicly supported organization . . . . .  |           | <input type="checkbox"/>            |
| <b>17a 10%-facts-and-circumstances test—2022.</b> If the organization did not check a box on line 13, 16a, or 16b, and line 14 is 10% or more, and if the organization meets the facts-and-circumstances test, check this box and <b>stop here.</b> Explain in Part VI how the organization meets the facts-and-circumstances test. The organization qualifies as a publicly supported organization . . . . .    |           | <input type="checkbox"/>            |
| <b>b 10%-facts-and-circumstances test—2021.</b> If the organization did not check a box on line 13, 16a, 16b, or 17a, and line 15 is 10% or more, and if the organization meets the facts-and-circumstances test, check this box and <b>stop here.</b> Explain in Part VI how the organization meets the facts-and-circumstances test. The organization qualifies as a publicly supported organization . . . . . |           | <input type="checkbox"/>            |
| <b>18 Private foundation.</b> If the organization did not check a box on line 13, 16a, 16b, 17a, or 17b, check this box and see instructions . . . . .   |           | <input type="checkbox"/>            |

**Part III Support Schedule for Organizations Described in Section 509(a)(2)**

(Complete only if you checked the box on line 10 of Part I or if the organization failed to qualify under Part II. If the organization fails to qualify under the tests listed below, please complete Part II.)

**Section A. Public Support**

| Calendar year (or fiscal year beginning in)   | (a) 2018 | (b) 2019 | (c) 2020 | (d) 2021 | (e) 2022 | (f) Total |
|---|----------|----------|----------|----------|----------|-----------|
| <b>1</b> Gifts, grants, contributions, and membership fees received. (Do not include any "unusual grants.")   |          |          |          |          |          |           |
| <b>2</b> Gross receipts from admissions, merchandise sold or services performed, or facilities furnished in any activity that is related to the organization's tax-exempt purpose . . . . |          |          |          |          |          |           |
| <b>3</b> Gross receipts from activities that are not an unrelated trade or business under section 513   |          |          |          |          |          |           |
| <b>4</b> Tax revenues levied for the organization's benefit and either paid to or expended on its behalf . . . .  |          |          |          |          |          |           |
| <b>5</b> The value of services or facilities furnished by a governmental unit to the organization without charge . . . .  |          |          |          |          |          |           |
| <b>6 Total.</b> Add lines 1 through 5 . . . .   |          |          |          |          |          |           |
| <b>7a</b> Amounts included on lines 1, 2, and 3 received from disqualified persons . . . .  |          |          |          |          |          |           |
| <b>b</b> Amounts included on lines 2 and 3 received from other than disqualified persons that exceed the greater of \$5,000 or 1% of the amount on line 13 for the year . . . .           |          |          |          |          |          |           |
| <b>c</b> Add lines 7a and 7b . . . .  |          |          |          |          |          |           |
| <b>8 Public support.</b> (Subtract line 7c from line 6.) . . . .  |          |          |          |          |          |           |

**Section B. Total Support**

| Calendar year (or fiscal year beginning in)  | (a) 2018 | (b) 2019 | (c) 2020 | (d) 2021 | (e) 2022 | (f) Total |
|--|----------|----------|----------|----------|----------|-----------|
| <b>9</b> Amounts from line 6 . . . .   |          |          |          |          |          |           |
| <b>10a</b> Gross income from interest, dividends, payments received on securities loans, rents, royalties, and income from similar sources . . . .   |          |          |          |          |          |           |
| <b>b</b> Unrelated business taxable income (less section 511 taxes) from businesses acquired after June 30, 1975 . . . .   |          |          |          |          |          |           |
| <b>c</b> Add lines 10a and 10b . . . .   |          |          |          |          |          |           |
| <b>11</b> Net income from unrelated business activities not included on line 10b, whether or not the business is regularly carried on . . . .  |          |          |          |          |          |           |
| <b>12</b> Other income. Do not include gain or loss from the sale of capital assets (Explain in Part VI.) . . . .  |          |          |          |          |          |           |
| <b>13 Total support.</b> (Add lines 9, 10c, 11, and 12.) . . . .   |          |          |          |          |          |           |
| <b>14 First 5 years.</b> If the Form 990 is for the organization's first, second, third, fourth, or fifth tax year as a section 501(c)(3) organization, check this box and <b>stop here</b> . . . . <input type="checkbox"/> |          |          |          |          |          |           |

**Section C. Computation of Public Support Percentage**

|   |           |   |
|---|-----------|---|
| <b>15</b> Public support percentage for 2022 (line 8, column (f), divided by line 13, column (f)) . . . . | <b>15</b> | % |
| <b>16</b> Public support percentage from 2021 Schedule A, Part III, line 15 . . . .                       | <b>16</b> | % |

**Section D. Computation of Investment Income Percentage**

|   |           |   |
|---|-----------|---|
| <b>17</b> Investment income percentage for <b>2022</b> (line 10c, column (f), divided by line 13, column (f)) . . . .   | <b>17</b> | % |
| <b>18</b> Investment income percentage from <b>2021</b> Schedule A, Part III, line 17 . . . .   | <b>18</b> | % |
| <b>19a 33 1/3% support tests—2022.</b> If the organization did not check the box on line 14, and line 15 is more than 33 1/3%, and line 17 is not more than 33 1/3%, check this box and <b>stop here</b> . The organization qualifies as a publicly supported organization . . . . <input type="checkbox"/>         |           |   |
| <b>b 33 1/3% support tests—2021.</b> If the organization did not check a box on line 14 or line 19a, and line 16 is more than 33 1/3%, and line 18 is not more than 33 1/3%, check this box and <b>stop here</b> . The organization qualifies as a publicly supported organization . . . . <input type="checkbox"/> |           |   |
| <b>20 Private foundation.</b> If the organization did not check a box on line 14, 19a, or 19b, check this box and see instructions . . . . <input type="checkbox"/>   |           |   |

**Part IV Supporting Organizations**

(Complete only if you checked a box on line 12 of Part I. If you checked box 12a, Part I, complete Sections A and B. If you checked box 12b, Part I, complete Sections A and C. If you checked box 12c, Part I, complete Sections A, D, and E. If you checked box 12d, Part I, complete Sections A and D, and complete Part V.)

**Section A. All Supporting Organizations**

|     |  | Yes | No |
|-----|--|-----|----|
| 1   | Are all of the organization's supported organizations listed by name in the organization's governing documents? <i>If "No," describe in Part VI how the supported organizations are designated. If designated by class or purpose, describe the designation. If historic and continuing relationship, explain.</i>   |     |    |
| 2   | Did the organization have any supported organization that does not have an IRS determination of status under section 509(a)(1) or (2)? <i>If "Yes," explain in Part VI how the organization determined that the supported organization was described in section 509(a)(1) or (2).</i>  |     |    |
| 3a  | Did the organization have a supported organization described in section 501(c)(4), (5), or (6)? <i>If "Yes," answer lines 3b and 3c below.</i>   |     |    |
| 3b  | Did the organization confirm that each supported organization qualified under section 501(c)(4), (5), or (6) and satisfied the public support tests under section 509(a)(2)? <i>If "Yes," describe in Part VI when and how the organization made the determination.</i>  |     |    |
| 3c  | Did the organization ensure that all support to such organizations was used exclusively for section 170(c)(2)(B) purposes? <i>If "Yes," explain in Part VI what controls the organization put in place to ensure such use.</i>   |     |    |
| 4a  | Was any supported organization not organized in the United States ("foreign supported organization")? <i>If "Yes," and if you checked box 12a or 12b in Part I, answer lines 4b and 4c below.</i>  |     |    |
| 4b  | Did the organization have ultimate control and discretion in deciding whether to make grants to the foreign supported organization? <i>If "Yes," describe in Part VI how the organization had such control and discretion despite being controlled or supervised by or in connection with its supported organizations.</i>   |     |    |
| 4c  | Did the organization support any foreign supported organization that does not have an IRS determination under sections 501(c)(3) and 509(a)(1) or (2)? <i>If "Yes," explain in Part VI what controls the organization used to ensure that all support to the foreign supported organization was used exclusively for section 170(c)(2)(B) purposes.</i>  |     |    |
| 5a  | Did the organization add, substitute, or remove any supported organizations during the tax year? <i>If "Yes," answer lines 5b and 5c below (if applicable). Also, provide detail in Part VI, including (i) the names and EIN numbers of the supported organizations added, substituted, or removed; (ii) the reasons for each such action; (iii) the authority under the organization's organizing document authorizing such action; and (iv) how the action was accomplished (such as by amendment to the organizing document).</i> |     |    |
| 5b  | <b>Type I or Type II only.</b> Was any added or substituted supported organization part of a class already designated in the organization's organizing document?   |     |    |
| 5c  | <b>Substitutions only.</b> Was the substitution the result of an event beyond the organization's control?  |     |    |
| 6   | Did the organization provide support (whether in the form of grants or the provision of services or facilities) to anyone other than (i) its supported organizations, (ii) individuals that are part of the charitable class benefited by one or more of its supported organizations, or (iii) other supporting organizations that also support or benefit one or more of the filing organization's supported organizations? <i>If "Yes," provide detail in Part VI.</i>   |     |    |
| 7   | Did the organization provide a grant, loan, compensation, or other similar payment to a substantial contributor (as defined in section 4958(c)(3)(C)), a family member of a substantial contributor, or a 35% controlled entity with regard to a substantial contributor? <i>If "Yes," complete Part I of Schedule L (Form 990).</i>   |     |    |
| 8   | Did the organization make a loan to a disqualified person (as defined in section 4958) not described on line 7? <i>If "Yes," complete Part I of Schedule L (Form 990).</i>   |     |    |
| 9a  | Was the organization controlled directly or indirectly at any time during the tax year by one or more disqualified persons, as defined in section 4946 (other than foundation managers and organizations described in section 509(a)(1) or (2))? <i>If "Yes," provide detail in Part VI.</i>   |     |    |
| 9b  | Did one or more disqualified persons (as defined on line 9a) hold a controlling interest in any entity in which the supporting organization had an interest? <i>If "Yes," provide detail in Part VI.</i>   |     |    |
| 9c  | Did a disqualified person (as defined on line 9a) have an ownership interest in, or derive any personal benefit from, assets in which the supporting organization also had an interest? <i>If "Yes," provide detail in Part VI.</i>  |     |    |
| 10a | Was the organization subject to the excess business holdings rules of section 4943 because of section 4943(f) (regarding certain Type II supporting organizations, and all Type III non-functionally integrated supporting organizations)? <i>If "Yes," answer line 10b below.</i>   |     |    |
| 10b | Did the organization have any excess business holdings in the tax year? <i>(Use Schedule C, Form 4720, to determine whether the organization had excess business holdings.)</i>  |     |    |

**Part IV Supporting Organizations** (continued)

|  | Yes | No |
|--|-----|----|
| <b>11</b> Has the organization accepted a gift or contribution from any of the following persons?  |     |    |
| <b>a</b> A person who directly or indirectly controls, either alone or together with persons described on lines 11b and 11c below, the governing body of a supported organization? |     |    |
| <b>b</b> A family member of a person described on line 11a above?  |     |    |
| <b>c</b> A 35% controlled entity of a person described on line 11a or 11b above? If "Yes" to line 11a, 11b, or 11c, provide detail in <b>Part VI</b> .                             |     |    |

**Section B. Type I Supporting Organizations**

|   | Yes | No |
|---|-----|----|
| <b>1</b> Did the governing body, members of the governing body, officers acting in their official capacity, or membership of one or more supported organizations have the power to regularly appoint or elect at least a majority of the organization's officers, directors, or trustees at all times during the tax year? If "No," describe in <b>Part VI</b> how the supported organization(s) effectively operated, supervised, or controlled the organization's activities. If the organization had more than one supported organization, describe how the powers to appoint and/or remove officers, directors, or trustees were allocated among the supported organizations and what conditions or restrictions, if any, applied to such powers during the tax year. |     |    |
| <b>2</b> Did the organization operate for the benefit of any supported organization other than the supported organization(s) that operated, supervised, or controlled the supporting organization? If "Yes," explain in <b>Part VI</b> how providing such benefit carried out the purposes of the supported organization(s) that operated, supervised, or controlled the supporting organization.   |     |    |

**Section C. Type II Supporting Organizations**

|  | Yes | No |
|--|-----|----|
| <b>1</b> Were a majority of the organization's directors or trustees during the tax year also a majority of the directors or trustees of each of the organization's supported organization(s)? If "No," describe in <b>Part VI</b> how control or management of the supporting organization was vested in the same persons that controlled or managed the supported organization(s). |     |    |

**Section D. All Type III Supporting Organizations**

|   | Yes | No |
|---|-----|----|
| <b>1</b> Did the organization provide to each of its supported organizations, by the last day of the fifth month of the organization's tax year, (i) a written notice describing the type and amount of support provided during the prior tax year, (ii) a copy of the Form 990 that was most recently filed as of the date of notification, and (iii) copies of the organization's governing documents in effect on the date of notification, to the extent not previously provided? |     |    |
| <b>2</b> Were any of the organization's officers, directors, or trustees either (i) appointed or elected by the supported organization(s) or (ii) serving on the governing body of a supported organization? If "No," explain in <b>Part VI</b> how the organization maintained a close and continuous working relationship with the supported organization(s).   |     |    |
| <b>3</b> By reason of the relationship described on line 2, above, did the organization's supported organizations have a significant voice in the organization's investment policies and in directing the use of the organization's income or assets at all times during the tax year? If "Yes," describe in <b>Part VI</b> the role the organization's supported organizations played in this regard.  |     |    |

**Section E. Type III Functionally Integrated Supporting Organizations**

|   |  |  |
|---|--|--|
| <b>1</b> Check the box next to the method that the organization used to satisfy the Integral Part Test during the year (see instructions).  |  |  |
| <b>a</b> <input type="checkbox"/> The organization satisfied the Activities Test. Complete <b>line 2</b> below.   |  |  |
| <b>b</b> <input type="checkbox"/> The organization is the parent of each of its supported organizations. Complete <b>line 3</b> below.  |  |  |
| <b>c</b> <input type="checkbox"/> The organization supported a governmental entity. Describe in <b>Part VI</b> how you supported a governmental entity (see instructions).  |  |  |
| <b>2</b> Activities Test. Answer lines 2a and 2b below.   |  |  |
| <b>a</b> Did substantially all of the organization's activities during the tax year directly further the exempt purposes of the supported organization(s) to which the organization was responsive? If "Yes," then in <b>Part VI</b> identify those supported organizations and explain how these activities directly furthered their exempt purposes, how the organization was responsive to those supported organizations, and how the organization determined that these activities constituted substantially all of its activities. |  |  |
| <b>b</b> Did the activities described on line 2a, above, constitute activities that, but for the organization's involvement, one or more of the organization's supported organization(s) would have been engaged in? If "Yes," explain in <b>Part VI</b> the reasons for the organization's position that its supported organization(s) would have engaged in these activities but for the organization's involvement.  |  |  |
| <b>3</b> Parent of Supported Organizations. Answer lines 3a and 3b below.   |  |  |
| <b>a</b> Did the organization have the power to regularly appoint or elect a majority of the officers, directors, or trustees of each of the supported organizations? If "Yes" or "No," provide details in <b>Part VI</b> .   |  |  |
| <b>b</b> Did the organization exercise a substantial degree of direction over the policies, programs, and activities of each of its supported organizations? If "Yes," describe in <b>Part VI</b> the role played by the organization in this regard.   |  |  |

**Part V Type III Non-Functionally Integrated 509(a)(3) Supporting Organizations**

- 1**  Check here if the organization satisfied the Integral Part Test as a qualifying trust on Nov. 20, 1970 (*explain in Part VI*). **See instructions.** All other Type III non-functionally integrated supporting organizations must complete Sections A through E.

| <b>Section A—Adjusted Net Income</b>  |  | (A) Prior Year | (B) Current Year (optional) |
|---------------------------------------|--|----------------|-----------------------------|
| <b>1</b>                              | Net short-term capital gain  | <b>1</b>       |                             |
| <b>2</b>                              | Recoveries of prior-year distributions   | <b>2</b>       |                             |
| <b>3</b>                              | Other gross income (see instructions)  | <b>3</b>       |                             |
| <b>4</b>                              | Add lines 1 through 3.   | <b>4</b>       |                             |
| <b>5</b>                              | Depreciation and depletion   | <b>5</b>       |                             |
| <b>6</b>                              | Portion of operating expenses paid or incurred for production or collection of gross income or for management, conservation, or maintenance of property held for production of income (see instructions) | <b>6</b>       |                             |
| <b>7</b>                              | Other expenses (see instructions)  | <b>7</b>       |                             |
| <b>8</b>                              | <b>Adjusted Net Income</b> (subtract lines 5, 6, and 7 from line 4)  | <b>8</b>       |                             |
| <b>Section B—Minimum Asset Amount</b> |  | (A) Prior Year | (B) Current Year (optional) |
| <b>1</b>                              | Aggregate fair market value of all non-exempt-use assets (see instructions for short tax year or assets held for part of year):  |                |                             |
| <b>a</b>                              | Average monthly value of securities  | <b>1a</b>      |                             |
| <b>b</b>                              | Average monthly cash balances  | <b>1b</b>      |                             |
| <b>c</b>                              | Fair market value of other non-exempt-use assets   | <b>1c</b>      |                             |
| <b>d</b>                              | <b>Total</b> (add lines 1a, 1b, and 1c)  | <b>1d</b>      |                             |
| <b>e</b>                              | <b>Discount</b> claimed for blockage or other factors ( <i>explain in detail in Part VI</i> ):   |                |                             |
| <b>2</b>                              | Acquisition indebtedness applicable to non-exempt-use assets   | <b>2</b>       |                             |
| <b>3</b>                              | Subtract line 2 from line 1d.  | <b>3</b>       |                             |
| <b>4</b>                              | Cash deemed held for exempt use. Enter 0.015 of line 3 (for greater amount, see instructions).   | <b>4</b>       |                             |
| <b>5</b>                              | Net value of non-exempt-use assets (subtract line 4 from line 3)   | <b>5</b>       |                             |
| <b>6</b>                              | Multiply line 5 by 0.035.  | <b>6</b>       |                             |
| <b>7</b>                              | Recoveries of prior-year distributions   | <b>7</b>       |                             |
| <b>8</b>                              | <b>Minimum Asset Amount</b> (add line 7 to line 6)   | <b>8</b>       |                             |
| <b>Section C—Distributable Amount</b> |  |                | Current Year                |
| <b>1</b>                              | Adjusted net income for prior year (from Section A, line 8, column A)  | <b>1</b>       |                             |
| <b>2</b>                              | Enter 0.85 of line 1.  | <b>2</b>       |                             |
| <b>3</b>                              | Minimum asset amount for prior year (from Section B, line 8, column A)   | <b>3</b>       |                             |
| <b>4</b>                              | Enter greater of line 2 or line 3.   | <b>4</b>       |                             |
| <b>5</b>                              | Income tax imposed in prior year   | <b>5</b>       |                             |
| <b>6</b>                              | <b>Distributable Amount.</b> Subtract line 5 from line 4, unless subject to emergency temporary reduction (see instructions).  | <b>6</b>       |                             |
| <b>7</b>                              | <input type="checkbox"/> Check here if the current year is the organization's first as a non-functionally integrated Type III supporting organization (see instructions).                                |                |                             |

**Part V** Type III Non-Functionally Integrated 509(a)(3) Supporting Organizations (continued)

| Section D—Distributions |  | Current Year |
|-------------------------|--|--------------|
| <b>1</b>                | Amounts paid to supported organizations to accomplish exempt purposes  | <b>1</b>     |
| <b>2</b>                | Amounts paid to perform activity that directly furthers exempt purposes of supported organizations, in excess of income from activity              | <b>2</b>     |
| <b>3</b>                | Administrative expenses paid to accomplish exempt purposes of supported organizations  | <b>3</b>     |
| <b>4</b>                | Amounts paid to acquire exempt-use assets  | <b>4</b>     |
| <b>5</b>                | Qualified set-aside amounts (prior IRS approval required—provide details in <b>Part VI</b> )   | <b>5</b>     |
| <b>6</b>                | Other distributions (describe in <b>Part VI</b> ). See instructions.   | <b>6</b>     |
| <b>7</b>                | <b>Total annual distributions.</b> Add lines 1 through 6.  | <b>7</b>     |
| <b>8</b>                | Distributions to attentive supported organizations to which the organization is responsive (provide details in <b>Part VI</b> ). See instructions. | <b>8</b>     |
| <b>9</b>                | Distributable amount for 2022 from Section C, line 6   | <b>9</b>     |
| <b>10</b>               | Line 8 amount divided by line 9 amount   | <b>10</b>    |

| Section E—Distribution Allocations (see instructions)  | (i)<br>Excess Distributions | (ii)<br>Underdistributions<br>Pre-2022 | (iii)<br>Distributable<br>Amount for 2022 |
|--|-----------------------------|--|---|
| <b>1</b> Distributable amount for 2022 from Section C, line 6  |                             |  |   |
| <b>2</b> Underdistributions, if any, for years prior to 2022 (reasonable cause required—explain in <b>Part VI</b> ). See instructions.   |                             |  |   |
| <b>3</b> Excess distributions carryover, if any, to 2022   |                             |  |   |
| <b>a</b> From 2017 . . . . .   |                             |  |   |
| <b>b</b> From 2018 . . . . .   |                             |  |   |
| <b>c</b> From 2019 . . . . .   |                             |  |   |
| <b>d</b> From 2020 . . . . .   |                             |  |   |
| <b>e</b> From 2021 . . . . .   |                             |  |   |
| <b>f</b> <b>Total</b> of lines 3a through 3e   |                             |  |   |
| <b>g</b> Applied to underdistributions of prior years  |                             |  |   |
| <b>h</b> Applied to 2022 distributable amount  |                             |  |   |
| <b>i</b> Carryover from 2017 not applied (see instructions)  |                             |  |   |
| <b>j</b> Remainder. Subtract lines 3g, 3h, and 3i from line 3f.  |                             |  |   |
| <b>4</b> Distributions for 2022 from Section D, line 7: \$   |                             |  |   |
| <b>a</b> Applied to underdistributions of prior years  |                             |  |   |
| <b>b</b> Applied to 2022 distributable amount  |                             |  |   |
| <b>c</b> Remainder. Subtract lines 4a and 4b from line 4.  |                             |  |   |
| <b>5</b> Remaining underdistributions for years prior to 2022, if any. Subtract lines 3g and 4a from line 2. For result greater than zero, explain in <b>Part VI</b> . See instructions. |                             |  |   |
| <b>6</b> Remaining underdistributions for 2022. Subtract lines 3h and 4b from line 1. For result greater than zero, explain in <b>Part VI</b> . See instructions.                        |                             |  |   |
| <b>7</b> <b>Excess distributions carryover to 2023.</b> Add lines 3j and 4c.   |                             |  |   |
| <b>8</b> Breakdown of line 7:  |                             |  |   |
| <b>a</b> Excess from 2018 . . . . .  |                             |  |   |
| <b>b</b> Excess from 2019 . . . . .  |                             |  |   |
| <b>c</b> Excess from 2020 . . . . .  |                             |  |   |
| <b>d</b> Excess from 2021 . . . . .  |                             |  |   |
| <b>e</b> Excess from 2022 . . . . .  |                             |  |   |

**Part VI** **Supplemental Information.** Provide the explanations required by Part II, line 10; Part II, line 17a or 17b; Part III, line 12; Part IV, Section A, lines 1, 2, 3b, 3c, 4b, 4c, 5a, 6, 9a, 9b, 9c, 11a, 11b, and 11c; Part IV, Section B, lines 1 and 2; Part IV, Section C, line 1; Part IV, Section D, lines 2 and 3; Part IV, Section E, lines 1c, 2a, 2b, 3a, and 3b; Part V, line 1; Part V, Section B, line 1e; Part V, Section D, lines 5, 6, and 8; and Part V, Section E, lines 2, 5, and 6. Also complete this part for any additional information. (See instructions.)

Pt II Ln 10: Other Income Part II, Line 10 Description: OTHER INCOME 2021: 1713.

2022: 2889.

Series of horizontal dashed lines for supplemental information.



Schedule B (Form 990)

Department of the Treasury Internal Revenue Service

Schedule of Contributors

Attach to Form 990 or Form 990-PF. Go to www.irs.gov/Form990 for the latest information.

OMB No. 1545-0047

2022

Table with 2 columns: Name of the organization (SHENANDOAH HOUSING CORPORATION) and Employer identification number (54-1583954)

Organization type (check one):

Filers of:

Section:

- Form 990 or 990-EZ: [X] 501(c)(3) organization, [ ] 4947(a)(1) nonexempt charitable trust not treated as a private foundation, [ ] 527 political organization
Form 990-PF: [ ] 501(c)(3) exempt private foundation, [ ] 4947(a)(1) nonexempt charitable trust treated as a private foundation, [ ] 501(c)(3) taxable private foundation

Check if your organization is covered by the General Rule or a Special Rule.

Note: Only a section 501(c)(7), (8), or (10) organization can check boxes for both the General Rule and a Special Rule. See instructions.

General Rule

- [X] For an organization filing Form 990, 990-EZ, or 990-PF that received, during the year, contributions totaling \$5,000 or more (in money or property) from any one contributor. Complete Parts I and II. See instructions for determining a contributor's total contributions.

Special Rules

- [ ] For an organization described in section 501(c)(3) filing Form 990 or 990-EZ that met the 33 1/3% support test...
[ ] For an organization described in section 501(c)(7), (8), or (10) filing Form 990 or 990-EZ that received from any one contributor...
[ ] For an organization described in section 501(c)(7), (8), or (10) filing Form 990 or 990-EZ that received from any one contributor...

Caution: An organization that isn't covered by the General Rule and/or the Special Rules doesn't file Schedule B (Form 990), but it must answer "No" on Part IV, line 2, of its Form 990; or check the box on line H of its Form 990-EZ or on its Form 990-PF, Part I, line 2, to certify that it doesn't meet the filing requirements of Schedule B (Form 990).

|   |   |
|---|---|
| Name of organization<br><b>SHENANDOAH HOUSING CORPORATION</b> | <b>Employer identification number</b><br>54-1583954 |
|---|---|

**Part I** **Contributors** (see instructions). Use duplicate copies of Part I if additional space is needed.

| (a)<br>No. | (b)<br>Name, address, and ZIP + 4                             | (c)<br>Total contributions | (d)<br>Type of contribution  |
|------------|---|----------------------------|--|
| 1          | SENTARA HEALTHCARE<br>6015 POPLAR HALL DR<br>NORFOLK VA 23502 | \$ 23,174.                 | <b>Person</b> <input checked="" type="checkbox"/><br><b>Payroll</b> <input type="checkbox"/><br><b>Noncash</b> <input type="checkbox"/><br>(Complete Part II for noncash contributions.) |
| -----      | -----<br>-----<br>-----                                       | \$ -----                   | <b>Person</b> <input type="checkbox"/><br><b>Payroll</b> <input type="checkbox"/><br><b>Noncash</b> <input type="checkbox"/><br>(Complete Part II for noncash contributions.)            |
| -----      | -----<br>-----<br>-----                                       | \$ -----                   | <b>Person</b> <input type="checkbox"/><br><b>Payroll</b> <input type="checkbox"/><br><b>Noncash</b> <input type="checkbox"/><br>(Complete Part II for noncash contributions.)            |
| -----      | -----<br>-----<br>-----                                       | \$ -----                   | <b>Person</b> <input type="checkbox"/><br><b>Payroll</b> <input type="checkbox"/><br><b>Noncash</b> <input type="checkbox"/><br>(Complete Part II for noncash contributions.)            |
| -----      | -----<br>-----<br>-----                                       | \$ -----                   | <b>Person</b> <input type="checkbox"/><br><b>Payroll</b> <input type="checkbox"/><br><b>Noncash</b> <input type="checkbox"/><br>(Complete Part II for noncash contributions.)            |
| -----      | -----<br>-----<br>-----                                       | \$ -----                   | <b>Person</b> <input type="checkbox"/><br><b>Payroll</b> <input type="checkbox"/><br><b>Noncash</b> <input type="checkbox"/><br>(Complete Part II for noncash contributions.)            |
| -----      | -----<br>-----<br>-----                                       | \$ -----                   | <b>Person</b> <input type="checkbox"/><br><b>Payroll</b> <input type="checkbox"/><br><b>Noncash</b> <input type="checkbox"/><br>(Complete Part II for noncash contributions.)            |

|   |   |
|---|---|
| Name of organization<br><b>SHENANDOAH HOUSING CORPORATION</b> | Employer identification number<br><b>54-1583954</b> |
|---|---|

**Part II** **Noncash Property** (see instructions). Use duplicate copies of Part II if additional space is needed.

| (a) No.<br>from<br>Part I | (b)<br>Description of noncash property given | (c)<br>FMV (or estimate)<br><small>(See instructions.)</small> | (d)<br>Date received |
|---------------------------|--|--|----------------------|
| -----                     | -----<br>-----<br>-----                      | \$-----  | -----                |
| (a) No.<br>from<br>Part I | (b)<br>Description of noncash property given | (c)<br>FMV (or estimate)<br><small>(See instructions.)</small> | (d)<br>Date received |
| -----                     | -----<br>-----<br>-----                      | \$-----  | -----                |
| (a) No.<br>from<br>Part I | (b)<br>Description of noncash property given | (c)<br>FMV (or estimate)<br><small>(See instructions.)</small> | (d)<br>Date received |
| -----                     | -----<br>-----<br>-----                      | \$-----  | -----                |
| (a) No.<br>from<br>Part I | (b)<br>Description of noncash property given | (c)<br>FMV (or estimate)<br><small>(See instructions.)</small> | (d)<br>Date received |
| -----                     | -----<br>-----<br>-----                      | \$-----  | -----                |
| (a) No.<br>from<br>Part I | (b)<br>Description of noncash property given | (c)<br>FMV (or estimate)<br><small>(See instructions.)</small> | (d)<br>Date received |
| -----                     | -----<br>-----<br>-----                      | \$-----  | -----                |
| (a) No.<br>from<br>Part I | (b)<br>Description of noncash property given | (c)<br>FMV (or estimate)<br><small>(See instructions.)</small> | (d)<br>Date received |
| -----                     | -----<br>-----<br>-----                      | \$-----  | -----                |

|   |   |
|---|---|
| Name of organization<br><b>SHENANDOAH HOUSING CORPORATION</b> | Employer identification number<br><b>54-1583954</b> |
|---|---|

**Part III** **Exclusively religious, charitable, etc., contributions to organizations described in section 501(c)(7), (8), or (10) that total more than \$1,000 for the year from any one contributor.** Complete columns (a) through (e) and the following line entry. For organizations completing Part III, enter the total of *exclusively* religious, charitable, etc., contributions of **\$1,000 or less** for the year. (Enter this information once. See instructions.) \$ \_\_\_\_\_  
 Use duplicate copies of Part III if additional space is needed.

| (a) No. from Part I | (b) Purpose of gift     | (c) Use of gift         | (d) Description of how gift is held |
|---------------------|-------------------------|-------------------------|-------------------------------------|
| -----               | -----<br>-----<br>----- | -----<br>-----<br>----- | -----<br>-----<br>-----             |

| (e) Transfer of gift                    |  |
|---|--|
| Transferee's name, address, and ZIP + 4 | Relationship of transferor to transferee |
| -----<br>-----<br>-----                 | -----<br>-----<br>-----                  |

| (a) No. from Part I | (b) Purpose of gift     | (c) Use of gift         | (d) Description of how gift is held |
|---------------------|-------------------------|-------------------------|-------------------------------------|
| -----               | -----<br>-----<br>----- | -----<br>-----<br>----- | -----<br>-----<br>-----             |

| (e) Transfer of gift                    |  |
|---|--|
| Transferee's name, address, and ZIP + 4 | Relationship of transferor to transferee |
| -----<br>-----<br>-----                 | -----<br>-----<br>-----                  |

| (a) No. from Part I | (b) Purpose of gift     | (c) Use of gift         | (d) Description of how gift is held |
|---------------------|-------------------------|-------------------------|-------------------------------------|
| -----               | -----<br>-----<br>----- | -----<br>-----<br>----- | -----<br>-----<br>-----             |

| (e) Transfer of gift                    |  |
|---|--|
| Transferee's name, address, and ZIP + 4 | Relationship of transferor to transferee |
| -----<br>-----<br>-----                 | -----<br>-----<br>-----                  |

| (a) No. from Part I | (b) Purpose of gift     | (c) Use of gift         | (d) Description of how gift is held |
|---------------------|-------------------------|-------------------------|-------------------------------------|
| -----               | -----<br>-----<br>----- | -----<br>-----<br>----- | -----<br>-----<br>-----             |

| (e) Transfer of gift                    |  |
|---|--|
| Transferee's name, address, and ZIP + 4 | Relationship of transferor to transferee |
| -----<br>-----<br>-----                 | -----<br>-----<br>-----                  |

SCHEDULE D (Form 990)

Supplemental Financial Statements

OMB No. 1545-0047

Complete if the organization answered "Yes" on Form 990, Part IV, line 6, 7, 8, 9, 10, 11a, 11b, 11c, 11d, 11e, 11f, 12a, or 12b. Attach to Form 990.

2022

Open to Public Inspection

Department of the Treasury Internal Revenue Service

Go to www.irs.gov/Form990 for instructions and the latest information.

Name of the organization: SHENANDOAH HOUSING CORPORATION; Employer identification number: 54-1583954

Part I Organizations Maintaining Donor Advised Funds or Other Similar Funds or Accounts.

Complete if the organization answered "Yes" on Form 990, Part IV, line 6.

Table with 3 columns: Question number, (a) Donor advised funds, (b) Funds and other accounts. Includes questions 1-6 regarding donor advised funds.

Part II Conservation Easements.

Complete if the organization answered "Yes" on Form 990, Part IV, line 7.

Form for Part II Conservation Easements, including questions 1-9 and a table for 'Held at the End of the Tax Year'.

Part III Organizations Maintaining Collections of Art, Historical Treasures, or Other Similar Assets.

Complete if the organization answered "Yes" on Form 990, Part IV, line 8.

Form for Part III Organizations Maintaining Collections of Art, Historical Treasures, or Other Similar Assets, including questions 1a-2 and monetary amounts.

**Part III Organizations Maintaining Collections of Art, Historical Treasures, or Other Similar Assets** *(continued)*

**3** Using the organization's acquisition, accession, and other records, check any of the following that make significant use of its collection items (check all that apply):

- a**  Public exhibition
- b**  Scholarly research
- c**  Preservation for future generations
- d**  Loan or exchange program
- e**  Other .....

**4** Provide a description of the organization's collections and explain how they further the organization's exempt purpose in Part XIII.

**5** During the year, did the organization solicit or receive donations of art, historical treasures, or other similar assets to be sold to raise funds rather than to be maintained as part of the organization's collection?  **Yes**  **No**

**Part IV Escrow and Custodial Arrangements.**

Complete if the organization answered "Yes" on Form 990, Part IV, line 9, or reported an amount on Form 990, Part X, line 21.

**1a** Is the organization an agent, trustee, custodian or other intermediary for contributions or other assets not included on Form 990, Part X?  **Yes**  **No**

**b** If "Yes," explain the arrangement in Part XIII and complete the following table:

|   | Amount |
|---|--------|
| <b>1c</b> Beginning balance             |        |
| <b>1d</b> Additions during the year     |        |
| <b>1e</b> Distributions during the year |        |
| <b>1f</b> Ending balance                |        |

**2a** Did the organization include an amount on Form 990, Part X, line 21, for escrow or custodial account liability?  **Yes**  **No**

**b** If "Yes," explain the arrangement in Part XIII. Check here if the explanation has been provided on Part XIII

**Part V Endowment Funds.**

Complete if the organization answered "Yes" on Form 990, Part IV, line 10.

|   | (a) Current year | (b) Prior year | (c) Two years back | (d) Three years back | (e) Four years back |
|---|------------------|----------------|--------------------|----------------------|---------------------|
| <b>1a</b> Beginning of year balance                     |                  |                |                    |                      |                     |
| <b>b</b> Contributions                                  |                  |                |                    |                      |                     |
| <b>c</b> Net investment earnings, gains, and losses     |                  |                |                    |                      |                     |
| <b>d</b> Grants or scholarships                         |                  |                |                    |                      |                     |
| <b>e</b> Other expenditures for facilities and programs |                  |                |                    |                      |                     |
| <b>f</b> Administrative expenses                        |                  |                |                    |                      |                     |
| <b>g</b> End of year balance                            |                  |                |                    |                      |                     |

**2** Provide the estimated percentage of the current year end balance (line 1g, column (a)) held as:

- a** Board designated or quasi-endowment \_\_\_\_\_%
- b** Permanent endowment \_\_\_\_\_%
- c** Term endowment \_\_\_\_\_%

The percentages on lines 2a, 2b, and 2c should equal 100%.

**3a** Are there endowment funds not in the possession of the organization that are held and administered for the organization by:

- (i)** Unrelated organizations
- (ii)** Related organizations

|               | Yes | No |
|---------------|-----|----|
| <b>3a(i)</b>  |     |    |
| <b>3a(ii)</b> |     |    |
| <b>3b</b>     |     |    |

**b** If "Yes" on line 3a(ii), are the related organizations listed as required on Schedule R?

**4** Describe in Part XIII the intended uses of the organization's endowment funds.

**Part VI Land, Buildings, and Equipment.**

Complete if the organization answered "Yes" on Form 990, Part IV, line 11a. See Form 990, Part X, line 10.

| Description of property         | (a) Cost or other basis (investment) | (b) Cost or other basis (other) | (c) Accumulated depreciation | (d) Book value |
|---------------------------------|--------------------------------------|---------------------------------|------------------------------|----------------|
| <b>1a</b> Land                  |                                      |                                 |                              |                |
| <b>b</b> Buildings              |                                      |                                 |                              |                |
| <b>c</b> Leasehold improvements |                                      |                                 |                              |                |
| <b>d</b> Equipment              |                                      |                                 |                              |                |
| <b>e</b> Other                  |                                      |                                 |                              |                |

**Total.** Add lines 1a through 1e. (Column (d) must equal Form 990, Part X, column (B), line 10c.)

**Part VII Investments—Other Securities.**

Complete if the organization answered "Yes" on Form 990, Part IV, line 11b. See Form 990, Part X, line 12.

| (a) Description of security or category<br>(including name of security)         | (b) Book value | (c) Method of valuation:<br>Cost or end-of-year market value |
|---|----------------|--|
| (1) Financial derivatives . . . . .   |                |  |
| (2) Closely held equity interests . . . . .                                     |                |  |
| (3) Other _____   |                |  |
| (A) _____   |                |  |
| (B) _____   |                |  |
| (C) _____   |                |  |
| (D) _____   |                |  |
| (E) _____   |                |  |
| (F) _____   |                |  |
| (G) _____   |                |  |
| (H) _____   |                |  |
| <b>Total.</b> (Column (b) must equal Form 990, Part X, col. (B) line 12.) . . . |                |  |

**Part VIII Investments—Program Related.**

Complete if the organization answered "Yes" on Form 990, Part IV, line 11c. See Form 990, Part X, line 13.

| (a) Description of investment   | (b) Book value | (c) Method of valuation:<br>Cost or end-of-year market value |
|---|----------------|--|
| (1)   |                |  |
| (2)   |                |  |
| (3)   |                |  |
| (4)   |                |  |
| (5)   |                |  |
| (6)   |                |  |
| (7)   |                |  |
| (8)   |                |  |
| (9)   |                |  |
| <b>Total.</b> (Column (b) must equal Form 990, Part X, col. (B) line 13.) . . . |                |  |

**Part IX Other Assets.**

Complete if the organization answered "Yes" on Form 990, Part IV, line 11d. See Form 990, Part X, line 15.

| (a) Description   | (b) Book value |
|---|----------------|
| (1)   |                |
| (2)   |                |
| (3)   |                |
| (4)   |                |
| (5)   |                |
| (6)   |                |
| (7)   |                |
| (8)   |                |
| (9)   |                |
| <b>Total.</b> (Column (b) must equal Form 990, Part X, col. (B) line 15.) . . . . . |                |

**Part X Other Liabilities.**

Complete if the organization answered "Yes" on Form 990, Part IV, line 11e or 11f. See Form 990, Part X, line 25.

| 1. (a) Description of liability   | (b) Book value |
|---|----------------|
| (1) Federal income taxes  |                |
| (2) INTERFUND   | 0.             |
| (3)   |                |
| (4)   |                |
| (5)   |                |
| (6)   |                |
| (7)   |                |
| (8)   |                |
| (9)   |                |
| <b>Total.</b> (Column (b) must equal Form 990, Part X, col. (B) line 25.) . . . . . | 0.             |

2. Liability for uncertain tax positions. In Part XIII, provide the text of the footnote to the organization's financial statements that reports the organization's liability for uncertain tax positions under FASB ASC 740. Check here if the text of the footnote has been provided in Part XIII .

**Part XI Reconciliation of Revenue per Audited Financial Statements With Revenue per Return.**

Complete if the organization answered "Yes" on Form 990, Part IV, line 12a.

Table with 5 main rows and sub-rows (a-e) for adjustments. Columns include description, sub-row labels (2a-2d, 4a-4b), and total labels (1, 2e, 3, 4c, 5).

**Part XII Reconciliation of Expenses per Audited Financial Statements With Expenses per Return.**

Complete if the organization answered "Yes" on Form 990, Part IV, line 12a.

Table with 5 main rows and sub-rows (a-e) for adjustments. Columns include description, sub-row labels (2a-2d, 4a-4b), and total labels (1, 2e, 3, 4c, 5).

**Part XIII Supplemental Information.**

Provide the descriptions required for Part II, lines 3, 5, and 9; Part III, lines 1a and 4; Part IV, lines 1b and 2b; Part V, line 4; Part X, line 2; Part XI, lines 2d and 4b; and Part XII, lines 2d and 4b. Also complete this part to provide any additional information.

Series of horizontal dashed lines for providing supplemental information.





**SCHEDULE O  
(Form 990)**

Department of the Treasury  
Internal Revenue Service

**Supplemental Information to Form 990 or 990-EZ**

Complete to provide information for responses to specific questions on  
Form 990 or 990-EZ or to provide any additional information.

Attach to Form 990 or Form 990-EZ.

Go to [www.irs.gov/Form990](http://www.irs.gov/Form990) for the latest information.

OMB No. 1545-0047

**2022**

**Open to Public  
Inspection**

Name of the organization

SHENANDOAH HOUSING CORPORATION

Employer identification number

54-1583954

Pt VI, Line 11b: The Board approves the 990 before it is submitted.

Pt VI, Line 12c: The organization's parent has a conflict of interest policy,

Each

Pt VI, Line 12c: Board member and employee must sign the policy each year.

**SCHEDULE R  
(Form 990)**

Department of the Treasury  
Internal Revenue Service

**Related Organizations and Unrelated Partnerships**

Complete if the organization answered "Yes" on Form 990, Part IV, line 33, 34, 35b, 36, or 37.  
Attach to Form 990.

Go to [www.irs.gov/Form990](http://www.irs.gov/Form990) for instructions and the latest information.

OMB No. 1545-0047

**2022**

**Open to Public Inspection**

Name of the organization

SHENANDOAH HOUSING CORPORATION

Employer identification number

54-1583954

**Part I Identification of Disregarded Entities.** Complete if the organization answered "Yes" on Form 990, Part IV, line 33.

| (a)<br>Name, address, and EIN (if applicable) of disregarded entity | (b)<br>Primary activity | (c)<br>Legal domicile (state or foreign country) | (d)<br>Total income | (e)<br>End-of-year assets | (f)<br>Direct controlling entity |
|---|-------------------------|--|---------------------|---------------------------|----------------------------------|
| (1) .....   |                         |  |                     |                           |                                  |
| (2) .....   |                         |  |                     |                           |                                  |
| (3) .....   |                         |  |                     |                           |                                  |
| (4) .....   |                         |  |                     |                           |                                  |
| (5) .....   |                         |  |                     |                           |                                  |
| (6) .....   |                         |  |                     |                           |                                  |

**Part II Identification of Related Tax-Exempt Organizations.** Complete if the organization answered "Yes" on Form 990, Part IV, line 34, because it had one or more related tax-exempt organizations during the tax year.

| (a)<br>Name, address, and EIN of related organization                      | (b)<br>Primary activity       | (c)<br>Legal domicile (state or foreign country) | (d)<br>Exempt Code section | (e)<br>Public charity status (if section 501(c)(3)) | (f)<br>Direct controlling entity | (g)<br>Section 512(b)(13) controlled entity? |    |
|--|-------------------------------|--|----------------------------|---|----------------------------------|--|----|
|  |                               |  |                            |   |                                  | Yes  | No |
| (1) HARRISONBURG RHA 54-0625939<br>286 KELLEY STREET HARRISONBURG VA 22803 | GOVERNMENT LOW INCOME HOUSING |  |                            |   | N/A                              |  | X  |
| (2) .....  |                               |  |                            |   |                                  |  |    |
| (3) .....  |                               |  |                            |   |                                  |  |    |
| (4) .....  |                               |  |                            |   |                                  |  |    |
| (5) .....  |                               |  |                            |   |                                  |  |    |
| (6) .....  |                               |  |                            |   |                                  |  |    |
| (7) .....  |                               |  |                            |   |                                  |  |    |

**Part III Identification of Related Organizations Taxable as a Partnership.** Complete if the organization answered "Yes" on Form 990, Part IV, line 34, because it had one or more related organizations treated as a partnership during the tax year.

| (a)<br>Name, address, and EIN of related organization | (b)<br>Primary activity | (c)<br>Legal domicile (state or foreign country) | (d)<br>Direct controlling entity | (e)<br>Predominant income (related, unrelated, excluded from tax under sections 512–514) | (f)<br>Share of total income | (g)<br>Share of end-of-year assets | (h)<br>Disproportionate allocations? |    | (i)<br>Code V—UBI amount in box 20 of Schedule K-1 (Form 1065) | (j)<br>General or managing partner? |    | (k)<br>Percentage ownership |
|---|-------------------------|--|----------------------------------|--|------------------------------|------------------------------------|--------------------------------------|----|--|-------------------------------------|----|-----------------------------|
|   |                         |  |                                  |  |                              |                                    | Yes                                  | No |  | Yes                                 | No |                             |
| (1) -----   |                         |  |                                  |  |                              |                                    |                                      |    |  |                                     |    |                             |
| (2) -----   |                         |  |                                  |  |                              |                                    |                                      |    |  |                                     |    |                             |
| (3) -----   |                         |  |                                  |  |                              |                                    |                                      |    |  |                                     |    |                             |
| (4) -----   |                         |  |                                  |  |                              |                                    |                                      |    |  |                                     |    |                             |
| (5) -----   |                         |  |                                  |  |                              |                                    |                                      |    |  |                                     |    |                             |
| (6) -----   |                         |  |                                  |  |                              |                                    |                                      |    |  |                                     |    |                             |
| (7) -----   |                         |  |                                  |  |                              |                                    |                                      |    |  |                                     |    |                             |

**Part IV Identification of Related Organizations Taxable as a Corporation or Trust.** Complete if the organization answered "Yes" on Form 990, Part IV, line 34, because it had one or more related organizations treated as a corporation or trust during the tax year.

| (a)<br>Name, address, and EIN of related organization | (b)<br>Primary activity | (c)<br>Legal domicile (state or foreign country) | (d)<br>Direct controlling entity | (e)<br>Type of entity (C corp, S corp, or trust) | (f)<br>Share of total income | (g)<br>Share of end-of-year assets | (h)<br>Percentage ownership | (i)<br>Section 512(b)(13) controlled entity? |    |
|---|-------------------------|--|----------------------------------|--|------------------------------|------------------------------------|-----------------------------|--|----|
|   |                         |  |                                  |  |                              |                                    |                             | Yes  | No |
| (1) -----   |                         |  |                                  |  |                              |                                    |                             |  |    |
| (2) -----   |                         |  |                                  |  |                              |                                    |                             |  |    |
| (3) -----   |                         |  |                                  |  |                              |                                    |                             |  |    |
| (4) -----   |                         |  |                                  |  |                              |                                    |                             |  |    |
| (5) -----   |                         |  |                                  |  |                              |                                    |                             |  |    |
| (6) -----   |                         |  |                                  |  |                              |                                    |                             |  |    |
| (7) -----   |                         |  |                                  |  |                              |                                    |                             |  |    |

**Part V Transactions With Related Organizations.** Complete if the organization answered "Yes" on Form 990, Part IV, line 34, 35b, or 36.

**Note:** Complete line 1 if any entity is listed in Parts II, III, or IV of this schedule.

**1** During the tax year, did the organization engage in any of the following transactions with one or more related organizations listed in Parts II-IV?

|  | Yes | No |
|--|-----|----|
| <b>a</b> Receipt of <b>(i)</b> interest, <b>(ii)</b> annuities, <b>(iii)</b> royalties, or <b>(iv)</b> rent from a controlled entity . . . . . |     | X  |
| <b>b</b> Gift, grant, or capital contribution to related organization(s) . . . . .   |     | X  |
| <b>c</b> Gift, grant, or capital contribution from related organization(s) . . . . .   | X   |    |
| <b>d</b> Loans or loan guarantees to or for related organization(s) . . . . .  |     | X  |
| <b>e</b> Loans or loan guarantees by related organization(s) . . . . .   |     | X  |
| <b>f</b> Dividends from related organization(s) . . . . .  |     | X  |
| <b>g</b> Sale of assets to related organization(s) . . . . .   |     | X  |
| <b>h</b> Purchase of assets from related organization(s) . . . . .   |     | X  |
| <b>i</b> Exchange of assets with related organization(s) . . . . .   |     | X  |
| <b>j</b> Lease of facilities, equipment, or other assets to related organization(s) . . . . .  |     | X  |
| <b>k</b> Lease of facilities, equipment, or other assets from related organization(s) . . . . .  |     | X  |
| <b>l</b> Performance of services or membership or fundraising solicitations for related organization(s) . . . . .                              | X   |    |
| <b>m</b> Performance of services or membership or fundraising solicitations by related organization(s) . . . . .                               |     | X  |
| <b>n</b> Sharing of facilities, equipment, mailing lists, or other assets with related organization(s) . . . . .                               | X   |    |
| <b>o</b> Sharing of paid employees with related organization(s) . . . . .  | X   |    |
| <b>p</b> Reimbursement paid to related organization(s) for expenses . . . . .  |     | X  |
| <b>q</b> Reimbursement paid by related organization(s) for expenses . . . . .  |     | X  |
| <b>r</b> Other transfer of cash or property to related organization(s) . . . . .   | X   |    |
| <b>s</b> Other transfer of cash or property from related organization(s) . . . . .   |     | X  |

**2** If the answer to any of the above is "Yes," see the instructions for information on who must complete this line, including covered relationships and transaction thresholds.

| (a)<br>Name of related organization | (b)<br>Transaction type (a-s) | (c)<br>Amount involved | (d)<br>Method of determining amount involved |
|-------------------------------------|-------------------------------|------------------------|--|
| (1) HARRISONBURG RHA                | c                             |                        | ACTUAL                                       |
| (2) HARRISONBURG RHA                | n, o                          |                        | AMOUNT NOT TRACKED                           |
| (3) HARRISONBURG RHA                | p                             |                        | ACTUAL                                       |
| (4)                                 |                               |                        |  |
| (5)                                 |                               |                        |  |
| (6)                                 |                               |                        |  |

**Part VI** **Unrelated Organizations Taxable as a Partnership.** Complete if the organization answered "Yes" on Form 990, Part IV, line 37.

Provide the following information for each entity taxed as a partnership through which the organization conducted more than five percent of its activities (measured by total assets or gross revenue) that was not a related organization. See instructions regarding exclusion for certain investment partnerships.

| (a)<br>Name, address, and EIN of entity | (b)<br>Primary activity | (c)<br>Legal domicile (state or foreign country) | (d)<br>Predominant income (related, unrelated, excluded from tax under sections 512–514) | (e)<br>Are all partners section 501(c)(3) organizations? |    | (f)<br>Share of total income | (g)<br>Share of end-of-year assets | (h)<br>Disproportionate allocations? |    | (i)<br>Code V—UBI amount in box 20 of Schedule K-1 (Form 1065) | (j)<br>General or managing partner? |    | (k)<br>Percentage ownership |
|---|-------------------------|--|--|--|----|------------------------------|------------------------------------|--------------------------------------|----|--|-------------------------------------|----|-----------------------------|
|   |                         |  |  | Yes  | No |                              |                                    | Yes                                  | No |  | Yes                                 | No |                             |
| (1) .....                               |                         |  |  |  |    |                              |                                    |                                      |    |  |                                     |    |                             |
| (2) .....                               |                         |  |  |  |    |                              |                                    |                                      |    |  |                                     |    |                             |
| (3) .....                               |                         |  |  |  |    |                              |                                    |                                      |    |  |                                     |    |                             |
| (4) .....                               |                         |  |  |  |    |                              |                                    |                                      |    |  |                                     |    |                             |
| (5) .....                               |                         |  |  |  |    |                              |                                    |                                      |    |  |                                     |    |                             |
| (6) .....                               |                         |  |  |  |    |                              |                                    |                                      |    |  |                                     |    |                             |
| (7) .....                               |                         |  |  |  |    |                              |                                    |                                      |    |  |                                     |    |                             |
| (8) .....                               |                         |  |  |  |    |                              |                                    |                                      |    |  |                                     |    |                             |
| (9) .....                               |                         |  |  |  |    |                              |                                    |                                      |    |  |                                     |    |                             |
| (10) .....                              |                         |  |  |  |    |                              |                                    |                                      |    |  |                                     |    |                             |
| (11) .....                              |                         |  |  |  |    |                              |                                    |                                      |    |  |                                     |    |                             |
| (12) .....                              |                         |  |  |  |    |                              |                                    |                                      |    |  |                                     |    |                             |
| (13) .....                              |                         |  |  |  |    |                              |                                    |                                      |    |  |                                     |    |                             |
| (14) .....                              |                         |  |  |  |    |                              |                                    |                                      |    |  |                                     |    |                             |
| (15) .....                              |                         |  |  |  |    |                              |                                    |                                      |    |  |                                     |    |                             |
| (16) .....                              |                         |  |  |  |    |                              |                                    |                                      |    |  |                                     |    |                             |



**Return of Organization Exempt From Income Tax**

**2022**

Under section 501(c), 527, or 4947(a)(1) of the Internal Revenue Code (except private foundations)

Do not enter social security numbers on this form, as it may be made public.

Go to [www.irs.gov/Form990EZ](http://www.irs.gov/Form990EZ) for instructions and the latest information.

**Open to Public Inspection**

Department of the Treasury  
Internal Revenue Service

**A For the 2022 calendar year, or tax year beginning** , 2022, and ending , 20

|  |  |            |   |
|--|--|------------|---|
| <b>B</b> Check if applicable:<br><input type="checkbox"/> Address change<br><input type="checkbox"/> Name change<br><input type="checkbox"/> Initial return<br><input type="checkbox"/> Final return/terminated<br><input type="checkbox"/> Amended return<br><input type="checkbox"/> Application pending | <b>C</b> Name of organization<br>Lineweaver Annex Corporation                                      |            | <b>D</b> Employer identification number<br>54-1583973 |
|  | Number and street (or P.O. box if mail is not delivered to street address)                         | Room/suite | <b>E</b> Telephone number<br>5404347386               |
|  | P.O. Box 1071  |            | <b>F</b> Group Exemption Number                       |
|  | City or town, state or province, country, and ZIP or foreign postal code<br>Harrisonburg, VA 22803 |            |   |

**G** Accounting Method:  Cash  Accrual Other (specify): \_\_\_\_\_ **H** Check  if the organization is not required to attach Schedule B (Form 990).

**I Website:** N/A

**J Tax-exempt status** (check only one) —  501(c)(3)  501(c) ( ) (insert no.)  4947(a)(1) or  527

**K Form of organization:**  Corporation  Trust  Association  Other: \_\_\_\_\_

**L** Add lines 5b, 6c, and 7b to line 9 to determine gross receipts. If gross receipts are \$200,000 or more, or if total assets (Part II, column (B)) are \$500,000 or more, file Form 990 instead of Form 990-EZ . . . . . \$

**Part I Revenue, Expenses, and Changes in Net Assets or Fund Balances** (see the instructions for Part I)  
 Check if the organization used Schedule O to respond to any question in this Part I . . . . .

|   |  |           |          |
|---|--|-----------|----------|
| <b>Revenue</b>  | <b>1</b> Contributions, gifts, grants, and similar amounts received . . . . .  | <b>1</b>  |          |
|   | <b>2</b> Program service revenue including government fees and contracts . . . . .   | <b>2</b>  |          |
|   | <b>3</b> Membership dues and assessments . . . . .   | <b>3</b>  |          |
|   | <b>4</b> Investment income . . . . .   | <b>4</b>  |          |
|   | <b>5a</b> Gross amount from sale of assets other than inventory . . . . .  | <b>5a</b> |          |
|   | <b>b</b> Less: cost or other basis and sales expenses . . . . .  | <b>5b</b> |          |
|   | <b>c</b> Gain or (loss) from sale of assets other than inventory (subtract line 5b from line 5a) . . . . .   | <b>5c</b> |          |
|   | <b>6</b> Gaming and fundraising events:  |           |          |
|   | <b>a</b> Gross income from gaming (attach Schedule G if greater than \$15,000) . . . . .   | <b>6a</b> |          |
| <b>b</b> Gross income from fundraising events (not including \$ _____ of contributions from fundraising events reported on line 1) (attach Schedule G if the sum of such gross income and contributions exceeds \$15,000) . . . . . | <b>6b</b>  |           |          |
| <b>c</b> Less: direct expenses from gaming and fundraising events . . . . .   | <b>6c</b>  |           |          |
| <b>d</b> Net income or (loss) from gaming and fundraising events (add lines 6a and 6b and subtract line 6c) . . . . .   | <b>6d</b>  |           |          |
| <b>7a</b> Gross sales of inventory, less returns and allowances . . . . .   | <b>7a</b>  |           |          |
| <b>b</b> Less: cost of goods sold . . . . .   | <b>7b</b>  |           |          |
| <b>c</b> Gross profit or (loss) from sales of inventory (subtract line 7b from line 7a) . . . . .   | <b>7c</b>  |           |          |
| <b>8</b> Other revenue (describe in Schedule O) . . . . .   | <b>8</b>   |           |          |
| <b>9 Total revenue.</b> Add lines 1, 2, 3, 4, 5c, 6d, 7c, and 8 . . . . .   | <b>9</b>   |           |          |
| <b>Expenses</b>   | <b>10</b> Grants and similar amounts paid (list in Schedule O) . . . . .   | <b>10</b> |          |
|   | <b>11</b> Benefits paid to or for members . . . . .  | <b>11</b> |          |
|   | <b>12</b> Salaries, other compensation, and employee benefits . . . . .  | <b>12</b> |          |
|   | <b>13</b> Professional fees and other payments to independent contractors . . . . .  | <b>13</b> |          |
|   | <b>14</b> Occupancy, rent, utilities, and maintenance . . . . .  | <b>14</b> |          |
|   | <b>15</b> Printing, publications, postage, and shipping . . . . .  | <b>15</b> |          |
|   | <b>16</b> Other expenses (describe in Schedule O) . . . . . See Line 16 Stmt . . . . .   | <b>16</b> | 1,232.   |
| <b>17 Total expenses.</b> Add lines 10 through 16 . . . . .   | <b>17</b>  | 1,232.    |          |
| <b>Net Assets</b>   | <b>18</b> Excess or (deficit) for the year (subtract line 17 from line 9) . . . . .  | <b>18</b> | -1,232.  |
|   | <b>19</b> Net assets or fund balances at beginning of year (from line 27, column (A)) (must agree with end-of-year figure reported on prior year's return) . . . . . | <b>19</b> | -41,975. |
|   | <b>20</b> Other changes in net assets or fund balances (explain in Schedule O) . . . . .   | <b>20</b> |          |
|   | <b>21</b> Net assets or fund balances at end of year. Combine lines 18 through 20 . . . . .  | <b>21</b> | -43,207. |



**Part II Balance Sheets** (see the instructions for Part II)

Check if the organization used Schedule O to respond to any question in this Part II

|   | (A) Beginning of year | (B) End of year    |
|---|-----------------------|--------------------|
| <b>22</b> Cash, savings, and investments  |                       | <b>22</b>          |
| <b>23</b> Land and buildings  |                       | <b>23</b>          |
| <b>24</b> Other assets (describe in Schedule O)                                       | 808.                  | <b>24</b> 782.     |
| <b>25</b> Total assets  | 808.                  | <b>25</b> 782.     |
| <b>26</b> Total liabilities (describe in Schedule O)                                  | 42,783.               | <b>26</b> 43,989.  |
| <b>27</b> Net assets or fund balances (line 27 of column (B) must agree with line 21) | -41,975.              | <b>27</b> -43,207. |

**Part III Statement of Program Service Accomplishments** (see the instructions for Part III)

Check if the organization used Schedule O to respond to any question in this Part III

What is the organization's primary exempt purpose? Development of Low Income Housing

**Expenses**  
(Required for section 501(c)(3) and 501(c)(4) organizations; optional for others.)

Describe the organization's program service accomplishments for each of its three largest program services, as measured by expenses. In a clear and concise manner, describe the services provided, the number of persons benefited, and other relevant information for each program title.

|  |            |        |
|--|------------|--------|
| <b>28</b> <u>Assisted the parent organization, Harrisonburg Redevelopment and Housing Authority with future development of low income housing.</u><br>(Grants \$ <u>0.</u> ) If this amount includes foreign grants, check here <input type="checkbox"/> | <b>28a</b> | 1,232. |
| <b>29</b> _____<br>(Grants \$ _____ ) If this amount includes foreign grants, check here <input type="checkbox"/>  | <b>29a</b> |        |
| <b>30</b> _____<br>(Grants \$ _____ ) If this amount includes foreign grants, check here <input type="checkbox"/>  | <b>30a</b> |        |
| <b>31</b> Other program services (describe in Schedule O) _____<br>(Grants \$ _____ ) If this amount includes foreign grants, check here <input type="checkbox"/>  | <b>31a</b> |        |
| <b>32</b> Total program service expenses (add lines 28a through 31a)   | <b>32</b>  | 1,232. |

**Part IV List of Officers, Directors, Trustees, and Key Employees** (list each one even if not compensated—see the instructions for Part IV)

Check if the organization used Schedule O to respond to any question in this Part IV

| (a) Name and title                                | (b) Average hours per week devoted to position | (c) Reportable compensation (Forms W-2/1099-MISC/1099-NEC) (if not paid, enter -0-) | (d) Health benefits, contributions to employee benefit plans, and deferred compensation | (e) Estimated amount of other compensation |
|---|--|---|---|--|
| <u>Michael G. Wong</u><br>Vice President          | 1.00   | 144,854.  | 19,616.   | 0.   |
| <u>Melisa G. Michelsen</u><br>Secretary/Treasurer | 1.00   | 0.  | 0.  | 0.   |
| <u>Gil Colman</u><br>Director                     | 1.00   | 0.  | 0.  | 0.   |
| <u>Luciano Benjamin</u><br>Director               | 1.00   | 0.  | 0.  | 0.   |
| <u>Kevin Coffman</u><br>Director                  | 1.00   | 0.  | 0.  | 0.   |
| <u>Shonda Green</u><br>Director                   | 1.00   | 0.  | 0.  | 0.   |
| <u>Kenneth Kettler</u><br>Director                | 1.00   | 0.  | 0.  | 0.   |
| <u>Amanda Leech</u><br>Director                   | 1.00   | 0.  | 0.  | 0.   |
| <u>Janet Rogers</u><br>Director                   | 0.00   | 0.  | 0.  | 0.   |
| _____   |  |   |   |  |
| _____   |  |   |   |  |

Part V Other Information (Note the Schedule A and personal benefit contract statement requirements in the instructions for Part V.) Check if the organization used Schedule O to respond to any question in this Part V .

|     |  | Yes | No |
|-----|--|-----|----|
| 33  | Did the organization engage in any significant activity not previously reported to the IRS? If "Yes," provide a detailed description of each activity in Schedule O . . . . .  |     | X  |
| 34  | Were any significant changes made to the organizing or governing documents? If "Yes," attach a conformed copy of the amended documents if they reflect a change to the organization's name. Otherwise, explain the change on Schedule O. See instructions . . . . .  |     | X  |
| 35a | Did the organization have unrelated business gross income of \$1,000 or more during the year from business activities (such as those reported on lines 2, 6a, and 7a, among others)? . . . . .   |     | X  |
| b   | If "Yes" to line 35a, has the organization filed a Form 990-T for the year? If "No," provide an explanation in Schedule O . . . . .  |     |    |
| 35c | Was the organization a section 501(c)(4), 501(c)(5), or 501(c)(6) organization subject to section 6033(e) notice, reporting, and proxy tax requirements during the year? If "Yes," complete Schedule C, Part III . . . . .   |     | X  |
| 36  | Did the organization undergo a liquidation, dissolution, termination, or significant disposition of net assets during the year? If "Yes," complete applicable parts of Schedule N . . . . .  |     | X  |
| 37a | Enter amount of political expenditures, direct or indirect, as described in the instructions <b>37a</b> _____  |     |    |
| b   | Did the organization file Form 1120-POL for this year? . . . . .   |     | X  |
| 38a | Did the organization borrow from, or make any loans to, any officer, director, trustee, or key employee; or were any such loans made in a prior year and still outstanding at the end of the tax year covered by this return? . . . . .  |     | X  |
| b   | If "Yes," complete Schedule L, Part II, and enter the total amount involved . . . . . <b>38b</b> _____   |     |    |
| 39  | Section 501(c)(7) organizations. Enter:  |     |    |
| a   | Initiation fees and capital contributions included on line 9 . . . . . <b>39a</b> _____  |     |    |
| b   | Gross receipts, included on line 9, for public use of club facilities . . . . . <b>39b</b> _____   |     |    |
| 40a | Section 501(c)(3) organizations. Enter amount of tax imposed on the organization during the year under: section 4911: _____; section 4912: _____; section 4955: _____  |     |    |
| b   | Section 501(c)(3), 501(c)(4), and 501(c)(29) organizations. Did the organization engage in any section 4958 excess benefit transaction during the year, or did it engage in an excess benefit transaction in a prior year that has not been reported on any of its prior Forms 990 or 990-EZ? If "Yes," complete Schedule L, Part I . . . . .  |     | X  |
| c   | Section 501(c)(3), 501(c)(4), and 501(c)(29) organizations. Enter amount of tax imposed on organization managers or disqualified persons during the year under sections 4912, 4955, and 4958 . . . . . _____   |     |    |
| d   | Section 501(c)(3), 501(c)(4), and 501(c)(29) organizations. Enter amount of tax on line 40c reimbursed by the organization . . . . . _____   |     |    |
| e   | All organizations. At any time during the tax year, was the organization a party to a prohibited tax shelter transaction? If "Yes," complete Form 8886-T . . . . .   |     | X  |
| 41  | List the states with which a copy of this return is filed: _____   |     |    |
| 42a | The organization's books are in care of: <u>Christine Halterman</u> Telephone no. <u>(540) 434-7386</u><br>Located at: <u>286 Kelly St, Harrisonburg VA</u> ZIP + 4 <u>22803</u>   |     |    |
| b   | At any time during the calendar year, did the organization have an interest in or a signature or other authority over a financial account in a foreign country (such as a bank account, securities account, or other financial account)?<br>If "Yes," enter the name of the foreign country: _____<br>See the instructions for exceptions and filing requirements for FinCEN Form 114, Report of Foreign Bank and Financial Accounts (FBAR). |     | X  |
| c   | At any time during the calendar year, did the organization maintain an office outside the United States? . . . . .<br>If "Yes," enter the name of the foreign country: _____   |     | X  |
| 43  | Section 4947(a)(1) nonexempt charitable trusts filing Form 990-EZ in lieu of Form 1041—Check here . . . . . <input type="checkbox"/><br>and enter the amount of tax-exempt interest received or accrued during the tax year . . . . . <b>43</b> _____  |     |    |
| 44a | Did the organization maintain any donor advised funds during the year? If "Yes," Form 990 must be completed instead of Form 990-EZ . . . . .   |     | X  |
| b   | Did the organization operate one or more hospital facilities during the year? If "Yes," Form 990 must be completed instead of Form 990-EZ . . . . .  |     | X  |
| c   | Did the organization receive any payments for indoor tanning services during the year? . . . . .   |     | X  |
| d   | If "Yes" to line 44c, has the organization filed a Form 720 to report these payments? If "No," provide an explanation in Schedule O . . . . .  |     |    |
| 45a | Did the organization have a controlled entity within the meaning of section 512(b)(13)? . . . . .  |     | X  |
| b   | Did the organization receive any payment from or engage in any transaction with a controlled entity within the meaning of section 512(b)(13)? If "Yes," Form 990 and Schedule R may need to be completed instead of Form 990-EZ. See instructions . . . . .  |     | X  |

|  |            |           |
|--|------------|-----------|
|  | <b>Yes</b> | <b>No</b> |
| <b>46</b> Did the organization engage, directly or indirectly, in political campaign activities on behalf of or in opposition to candidates for public office? If "Yes," complete Schedule C, Part I . . . . . | <b>46</b>  | <b>X</b>  |

**Part VI Section 501(c)(3) Organizations Only**

All section 501(c)(3) organizations must answer questions 47–49b and 52, and complete the tables for lines 50 and 51.

Check if the organization used Schedule O to respond to any question in this Part VI . . . . .

|  |            |           |
|--|------------|-----------|
|  | <b>Yes</b> | <b>No</b> |
| <b>47</b> Did the organization engage in lobbying activities or have a section 501(h) election in effect during the tax year? If "Yes," complete Schedule C, Part II . . . . .   | <b>47</b>  | <b>X</b>  |
| <b>48</b> Is the organization a school as described in section 170(b)(1)(A)(ii)? If "Yes," complete Schedule E . . . . .   | <b>48</b>  | <b>X</b>  |
| <b>49a</b> Did the organization make any transfers to an exempt non-charitable related organization? . . . . .   | <b>49a</b> | <b>X</b>  |
| <b>b</b> If "Yes," was the related organization a section 527 organization? . . . . .  | <b>49b</b> |           |
| <b>50</b> Complete this table for the organization's five highest compensated employees (other than officers, directors, trustees, and key employees) who each received more than \$100,000 of compensation from the organization. If there is none, enter "None." |            |           |

| (a) Name and title of each employee | (b) Average hours per week devoted to position | (c) Reportable compensation (Forms W-2/1099-MISC/1099-NEC) | (d) Health benefits, contributions to employee benefit plans, and deferred compensation | (e) Estimated amount of other compensation |
|-------------------------------------|--|--|---|--|
| NONE                                |  |  |   |  |
| -----                               |  |  |   |  |
| -----                               |  |  |   |  |
| -----                               |  |  |   |  |
| -----                               |  |  |   |  |
| -----                               |  |  |   |  |

**f** Total number of other employees paid over \$100,000 . . . . . \_\_\_\_\_

**51** Complete this table for the organization's five highest compensated independent contractors who each received more than \$100,000 of compensation from the organization. If there is none, enter "None."

| (a) Name and business address of each independent contractor | (b) Type of service | (c) Compensation |
|--|---------------------|------------------|
| NONE   |                     |                  |
| -----  |                     |                  |
| -----  |                     |                  |
| -----  |                     |                  |
| -----  |                     |                  |
| -----  |                     |                  |

**d** Total number of other independent contractors each receiving over \$100,000 . . . . . \_\_\_\_\_

**52** Did the organization complete Schedule A? **Note:** All section 501(c)(3) organizations must attach a completed Schedule A . . . . .  **Yes**  **No**

Under penalties of perjury, I declare that I have examined this return, including accompanying schedules and statements, and to the best of my knowledge and belief, it is true, correct, and complete. Declaration of preparer (other than officer) is based on all information of which preparer has any knowledge.

|                  |  |      |
|------------------|--|------|
| <b>Sign Here</b> | Signature of officer<br>Michael G Wong, EXECUTIVE DIRECTOR | Date |
|                  | Type or print name and title                               |      |
|                  |  |      |

|                               |  |   |                    |   |                   |
|-------------------------------|--|---|--------------------|---|-------------------|
| <b>Paid Preparer Use Only</b> | Print/Type preparer's name<br>Michael H. Vicars        | Preparer's signature<br>Michael H. Vicars | Date<br>10/05/2023 | Check <input type="checkbox"/> if self-employed | PTIN<br>P01470822 |
|                               | Firm's name<br>DOOLEY & VICARS                         | Firm's EIN<br>54-1950231                  |                    | Phone no.<br>(804) 355-2808                     |                   |
|                               | Firm's address<br>21 S SHEPPARD ST, RICHMOND, VA 23221 |   |                    |   |                   |

May the IRS discuss this return with the preparer shown above? See instructions . . . . .  **Yes**  **No**

**Additional Information From Form 990-EZ: Short Form Return of Organization Exempt from Income Tax**

**Form 990-EZ: Short Form Return of Organization Exempt from Income Tax**

**Line 16: Other Expenses**

**Continuation Statement**

| Description    | Amount |
|----------------|--------|
| Administrative | 1,232. |
| <b>Total</b>   | 1,232. |

**SCHEDULE A  
(Form 990)**

Department of the Treasury  
Internal Revenue Service

**Public Charity Status and Public Support**

Complete if the organization is a section 501(c)(3) organization or a section 4947(a)(1) nonexempt charitable trust.  
Attach to Form 990 or Form 990-EZ.

Go to [www.irs.gov/Form990](http://www.irs.gov/Form990) for instructions and the latest information.

OMB No. 1545-0047

**2022**

**Open to Public  
Inspection**

|   |   |
|---|---|
| Name of the organization<br><i>Lineweaver Annex Corporation</i> | Employer identification number<br><i>54-1583973</i> |
|---|---|

**Part I Reason for Public Charity Status.** (All organizations must complete this part.) See instructions.

The organization is not a private foundation because it is: (For lines 1 through 12, check only one box.)

- 1  A church, convention of churches, or association of churches described in **section 170(b)(1)(A)(i)**.
- 2  A school described in **section 170(b)(1)(A)(ii)**. (Attach Schedule E (Form 990).)
- 3  A hospital or a cooperative hospital service organization described in **section 170(b)(1)(A)(iii)**.
- 4  A medical research organization operated in conjunction with a hospital described in **section 170(b)(1)(A)(iii)**. Enter the hospital's name, city, and state:
- 5  An organization operated for the benefit of a college or university owned or operated by a governmental unit described in **section 170(b)(1)(A)(iv)**. (Complete Part II.)
- 6  A federal, state, or local government or governmental unit described in **section 170(b)(1)(A)(v)**.
- 7  An organization that normally receives a substantial part of its support from a governmental unit or from the general public described in **section 170(b)(1)(A)(vi)**. (Complete Part II.)
- 8  A community trust described in **section 170(b)(1)(A)(vi)**. (Complete Part II.)
- 9  An agricultural research organization described in **section 170(b)(1)(A)(ix)** operated in conjunction with a land-grant college or university or a non-land-grant college of agriculture (see instructions). Enter the name, city, and state of the college or university:
- 10  An organization that normally receives (1) more than 33<sup>1</sup>/<sub>3</sub>% of its support from contributions, membership fees, and gross receipts from activities related to its exempt functions, subject to certain exceptions; and (2) no more than 33<sup>1</sup>/<sub>3</sub>% of its support from gross investment income and unrelated business taxable income (less section 511 tax) from businesses acquired by the organization after June 30, 1975. See **section 509(a)(2)**. (Complete Part III.)
- 11  An organization organized and operated exclusively to test for public safety. See **section 509(a)(4)**.
- 12  An organization organized and operated exclusively for the benefit of, to perform the functions of, or to carry out the purposes of one or more publicly supported organizations described in **section 509(a)(1)** or **section 509(a)(2)**. See **section 509(a)(3)**. Check the box on lines 12a through 12d that describes the type of supporting organization and complete lines 12e, 12f, and 12g.
  - a  **Type I.** A supporting organization operated, supervised, or controlled by its supported organization(s), typically by giving the supported organization(s) the power to regularly appoint or elect a majority of the directors or trustees of the supporting organization. **You must complete Part IV, Sections A and B.**
  - b  **Type II.** A supporting organization supervised or controlled in connection with its supported organization(s), by having control or management of the supporting organization vested in the same persons that control or manage the supported organization(s). **You must complete Part IV, Sections A and C.**
  - c  **Type III functionally integrated.** A supporting organization operated in connection with, and functionally integrated with, its supported organization(s) (see instructions). **You must complete Part IV, Sections A, D, and E.**
  - d  **Type III non-functionally integrated.** A supporting organization operated in connection with its supported organization(s) that is not functionally integrated. The organization generally must satisfy a distribution requirement and an attentiveness requirement (see instructions). **You must complete Part IV, Sections A and D, and Part V.**
  - e  Check this box if the organization received a written determination from the IRS that it is a Type I, Type II, Type III functionally integrated, or Type III non-functionally integrated supporting organization.
- f Enter the number of supported organizations . . . . .
- g Provide the following information about the supported organization(s).

| (i) Name of supported organization | (ii) EIN | (iii) Type of organization (described on lines 1-10 above (see instructions)) | (iv) Is the organization listed in your governing document? |    | (v) Amount of monetary support (see instructions) | (vi) Amount of other support (see instructions) |
|------------------------------------|----------|---|---|----|---|---|
|                                    |          |   | Yes   | No |   |   |
| (A)                                |          |   |   |    |   |   |
| (B)                                |          |   |   |    |   |   |
| (C)                                |          |   |   |    |   |   |
| (D)                                |          |   |   |    |   |   |
| (E)                                |          |   |   |    |   |   |
| <b>Total</b>                       |          |   |   |    |   |   |

**Part II Support Schedule for Organizations Described in Sections 170(b)(1)(A)(iv) and 170(b)(1)(A)(vi)**

(Complete only if you checked the box on line 5, 7, or 8 of Part I or if the organization failed to qualify under Part III. If the organization fails to qualify under the tests listed below, please complete Part III.)

**Section A. Public Support**

| Calendar year (or fiscal year beginning in)  | (a) 2018 | (b) 2019 | (c) 2020 | (d) 2021 | (e) 2022 | (f) Total |
|--|----------|----------|----------|----------|----------|-----------|
| <b>1</b> Gifts, grants, contributions, and membership fees received. (Do not include any "unusual grants.") . . . . .  |          |          |          |          |          |           |
| <b>2</b> Tax revenues levied for the organization's benefit and either paid to or expended on its behalf . . . . .   |          |          |          |          |          |           |
| <b>3</b> The value of services or facilities furnished by a governmental unit to the organization without charge . . . . .   |          |          |          |          |          |           |
| <b>4 Total.</b> Add lines 1 through 3 . . . . .  |          |          |          |          |          |           |
| <b>5</b> The portion of total contributions by each person (other than a governmental unit or publicly supported organization) included on line 1 that exceeds 2% of the amount shown on line 11, column (f) . . . . . |          |          |          |          |          |           |
| <b>6 Public support.</b> Subtract line 5 from line 4   |          |          |          |          |          |           |

**Section B. Total Support**

| Calendar year (or fiscal year beginning in)   | (a) 2018 | (b) 2019 | (c) 2020 | (d) 2021 | (e) 2022  | (f) Total                |
|---|----------|----------|----------|----------|-----------|--------------------------|
| <b>7</b> Amounts from line 4 . . . . .  |          |          |          |          |           |                          |
| <b>8</b> Gross income from interest, dividends, payments received on securities loans, rents, royalties, and income from similar sources . . . . .  |          |          |          |          |           |                          |
| <b>9</b> Net income from unrelated business activities, whether or not the business is regularly carried on . . . . .   |          |          |          |          |           |                          |
| <b>10</b> Other income. Do not include gain or loss from the sale of capital assets (Explain in Part VI.) . . . . .   |          |          |          |          |           |                          |
| <b>11 Total support.</b> Add lines 7 through 10   |          |          |          |          |           |                          |
| <b>12</b> Gross receipts from related activities, etc. (see instructions) . . . . .   |          |          |          |          | <b>12</b> |                          |
| <b>13 First 5 years.</b> If the Form 990 is for the organization's first, second, third, fourth, or fifth tax year as a section 501(c)(3) organization, check this box and <b>stop here</b> . . . . . |          |          |          |          |           | <input type="checkbox"/> |

**Section C. Computation of Public Support Percentage**

|   |           |                                     |
|---|-----------|-------------------------------------|
| <b>14</b> Public support percentage for 2022 (line 6, column (f), divided by line 11, column (f)) . . . . .   | <b>14</b> | 0 %                                 |
| <b>15</b> Public support percentage from 2021 Schedule A, Part II, line 14 . . . . .  | <b>15</b> | 0 %                                 |
| <b>16a 33 1/3% support test—2022.</b> If the organization did not check the box on line 13, and line 14 is 33 1/3% or more, check this box and <b>stop here</b> . The organization qualifies as a publicly supported organization . . . . .   |           | <input type="checkbox"/>            |
| <b>b 33 1/3% support test—2021.</b> If the organization did not check a box on line 13 or 16a, and line 15 is 33 1/3% or more, check this box and <b>stop here</b> . The organization qualifies as a publicly supported organization . . . . .  |           | <input type="checkbox"/>            |
| <b>17a 10%-facts-and-circumstances test—2022.</b> If the organization did not check a box on line 13, 16a, or 16b, and line 14 is 10% or more, and if the organization meets the facts-and-circumstances test, check this box and <b>stop here</b> . Explain in Part VI how the organization meets the facts-and-circumstances test. The organization qualifies as a publicly supported organization . . . . .    |           | <input type="checkbox"/>            |
| <b>b 10%-facts-and-circumstances test—2021.</b> If the organization did not check a box on line 13, 16a, 16b, or 17a, and line 15 is 10% or more, and if the organization meets the facts-and-circumstances test, check this box and <b>stop here</b> . Explain in Part VI how the organization meets the facts-and-circumstances test. The organization qualifies as a publicly supported organization . . . . . |           | <input type="checkbox"/>            |
| <b>18 Private foundation.</b> If the organization did not check a box on line 13, 16a, 16b, 17a, or 17b, check this box and see instructions . . . . .  |           | <input checked="" type="checkbox"/> |

**Part III Support Schedule for Organizations Described in Section 509(a)(2)**

(Complete only if you checked the box on line 10 of Part I or if the organization failed to qualify under Part II. If the organization fails to qualify under the tests listed below, please complete Part II.)

**Section A. Public Support**

| Calendar year (or fiscal year beginning in)   | (a) 2018 | (b) 2019 | (c) 2020 | (d) 2021 | (e) 2022 | (f) Total |
|---|----------|----------|----------|----------|----------|-----------|
| <b>1</b> Gifts, grants, contributions, and membership fees received. (Do not include any "unusual grants.")   |          |          |          |          |          |           |
| <b>2</b> Gross receipts from admissions, merchandise sold or services performed, or facilities furnished in any activity that is related to the organization's tax-exempt purpose . . . . |          |          |          |          |          |           |
| <b>3</b> Gross receipts from activities that are not an unrelated trade or business under section 513   |          |          |          |          |          |           |
| <b>4</b> Tax revenues levied for the organization's benefit and either paid to or expended on its behalf . . . . .  |          |          |          |          |          |           |
| <b>5</b> The value of services or facilities furnished by a governmental unit to the organization without charge . . . . .  |          |          |          |          |          |           |
| <b>6 Total.</b> Add lines 1 through 5 . . . . .   |          |          |          |          |          |           |
| <b>7a</b> Amounts included on lines 1, 2, and 3 received from disqualified persons . . . . .  |          |          |          |          |          |           |
| <b>b</b> Amounts included on lines 2 and 3 received from other than disqualified persons that exceed the greater of \$5,000 or 1% of the amount on line 13 for the year                   |          |          |          |          |          |           |
| <b>c</b> Add lines 7a and 7b . . . . .  |          |          |          |          |          |           |
| <b>8 Public support.</b> (Subtract line 7c from line 6.) . . . . .  |          |          |          |          |          |           |

**Section B. Total Support**

| Calendar year (or fiscal year beginning in)  | (a) 2018 | (b) 2019 | (c) 2020 | (d) 2021 | (e) 2022 | (f) Total |
|--|----------|----------|----------|----------|----------|-----------|
| <b>9</b> Amounts from line 6 . . . . .   |          |          |          |          |          |           |
| <b>10a</b> Gross income from interest, dividends, payments received on securities loans, rents, royalties, and income from similar sources . . . . . |          |          |          |          |          |           |
| <b>b</b> Unrelated business taxable income (less section 511 taxes) from businesses acquired after June 30, 1975 . . . . .                           |          |          |          |          |          |           |
| <b>c</b> Add lines 10a and 10b . . . . .   |          |          |          |          |          |           |
| <b>11</b> Net income from unrelated business activities not included on line 10b, whether or not the business is regularly carried on                |          |          |          |          |          |           |
| <b>12</b> Other income. Do not include gain or loss from the sale of capital assets (Explain in Part VI.) . . . . .                                  |          |          |          |          |          |           |
| <b>13 Total support.</b> (Add lines 9, 10c, 11, and 12.) . . . . .   |          |          |          |          |          |           |

**14 First 5 years.** If the Form 990 is for the organization's first, second, third, fourth, or fifth tax year as a section 501(c)(3) organization, check this box and **stop here** . . . . .

**Section C. Computation of Public Support Percentage**

|   |           |   |
|---|-----------|---|
| <b>15</b> Public support percentage for 2022 (line 8, column (f), divided by line 13, column (f)) . . . . . | <b>15</b> | % |
| <b>16</b> Public support percentage from 2021 Schedule A, Part III, line 15 . . . . .                       | <b>16</b> | % |

**Section D. Computation of Investment Income Percentage**

|   |           |   |
|---|-----------|---|
| <b>17</b> Investment income percentage for <b>2022</b> (line 10c, column (f), divided by line 13, column (f)) . . . . . | <b>17</b> | % |
| <b>18</b> Investment income percentage from <b>2021</b> Schedule A, Part III, line 17 . . . . .                         | <b>18</b> | % |

**19a 33 1/3% support tests—2022.** If the organization did not check the box on line 14, and line 15 is more than 33 1/3%, and line 17 is not more than 33 1/3%, check this box and **stop here**. The organization qualifies as a publicly supported organization . . .

**b 33 1/3% support tests—2021.** If the organization did not check a box on line 14 or line 19a, and line 16 is more than 33 1/3%, and line 18 is not more than 33 1/3%, check this box and **stop here**. The organization qualifies as a publicly supported organization . . .

**20 Private foundation.** If the organization did not check a box on line 14, 19a, or 19b, check this box and see instructions . . .

**Part IV Supporting Organizations**

(Complete only if you checked a box on line 12 of Part I. If you checked box 12a, Part I, complete Sections A and B. If you checked box 12b, Part I, complete Sections A and C. If you checked box 12c, Part I, complete Sections A, D, and E. If you checked box 12d, Part I, complete Sections A and D, and complete Part V.)

**Section A. All Supporting Organizations**

|            |  | Yes | No |
|------------|--|-----|----|
| <b>1</b>   | Are all of the organization's supported organizations listed by name in the organization's governing documents? <i>If "No," describe in Part VI how the supported organizations are designated. If designated by class or purpose, describe the designation. If historic and continuing relationship, explain.</i>   |     |    |
| <b>2</b>   | Did the organization have any supported organization that does not have an IRS determination of status under section 509(a)(1) or (2)? <i>If "Yes," explain in Part VI how the organization determined that the supported organization was described in section 509(a)(1) or (2).</i>  |     |    |
| <b>3a</b>  | Did the organization have a supported organization described in section 501(c)(4), (5), or (6)? <i>If "Yes," answer lines 3b and 3c below.</i>   |     |    |
| <b>b</b>   | Did the organization confirm that each supported organization qualified under section 501(c)(4), (5), or (6) and satisfied the public support tests under section 509(a)(2)? <i>If "Yes," describe in Part VI when and how the organization made the determination.</i>  |     |    |
| <b>c</b>   | Did the organization ensure that all support to such organizations was used exclusively for section 170(c)(2)(B) purposes? <i>If "Yes," explain in Part VI what controls the organization put in place to ensure such use.</i>   |     |    |
| <b>4a</b>  | Was any supported organization not organized in the United States ("foreign supported organization")? <i>If "Yes," and if you checked box 12a or 12b in Part I, answer lines 4b and 4c below.</i>  |     |    |
| <b>b</b>   | Did the organization have ultimate control and discretion in deciding whether to make grants to the foreign supported organization? <i>If "Yes," describe in Part VI how the organization had such control and discretion despite being controlled or supervised by or in connection with its supported organizations.</i>   |     |    |
| <b>c</b>   | Did the organization support any foreign supported organization that does not have an IRS determination under sections 501(c)(3) and 509(a)(1) or (2)? <i>If "Yes," explain in Part VI what controls the organization used to ensure that all support to the foreign supported organization was used exclusively for section 170(c)(2)(B) purposes.</i>  |     |    |
| <b>5a</b>  | Did the organization add, substitute, or remove any supported organizations during the tax year? <i>If "Yes," answer lines 5b and 5c below (if applicable). Also, provide detail in Part VI, including (i) the names and EIN numbers of the supported organizations added, substituted, or removed; (ii) the reasons for each such action; (iii) the authority under the organization's organizing document authorizing such action; and (iv) how the action was accomplished (such as by amendment to the organizing document).</i> |     |    |
| <b>b</b>   | <b>Type I or Type II only.</b> Was any added or substituted supported organization part of a class already designated in the organization's organizing document?   |     |    |
| <b>c</b>   | <b>Substitutions only.</b> Was the substitution the result of an event beyond the organization's control?  |     |    |
| <b>6</b>   | Did the organization provide support (whether in the form of grants or the provision of services or facilities) to anyone other than (i) its supported organizations, (ii) individuals that are part of the charitable class benefited by one or more of its supported organizations, or (iii) other supporting organizations that also support or benefit one or more of the filing organization's supported organizations? <i>If "Yes," provide detail in Part VI.</i>   |     |    |
| <b>7</b>   | Did the organization provide a grant, loan, compensation, or other similar payment to a substantial contributor (as defined in section 4958(c)(3)(C)), a family member of a substantial contributor, or a 35% controlled entity with regard to a substantial contributor? <i>If "Yes," complete Part I of Schedule L (Form 990).</i>   |     |    |
| <b>8</b>   | Did the organization make a loan to a disqualified person (as defined in section 4958) not described on line 7? <i>If "Yes," complete Part I of Schedule L (Form 990).</i>   |     |    |
| <b>9a</b>  | Was the organization controlled directly or indirectly at any time during the tax year by one or more disqualified persons, as defined in section 4946 (other than foundation managers and organizations described in section 509(a)(1) or (2))? <i>If "Yes," provide detail in Part VI.</i>   |     |    |
| <b>b</b>   | Did one or more disqualified persons (as defined on line 9a) hold a controlling interest in any entity in which the supporting organization had an interest? <i>If "Yes," provide detail in Part VI.</i>   |     |    |
| <b>c</b>   | Did a disqualified person (as defined on line 9a) have an ownership interest in, or derive any personal benefit from, assets in which the supporting organization also had an interest? <i>If "Yes," provide detail in Part VI.</i>  |     |    |
| <b>10a</b> | Was the organization subject to the excess business holdings rules of section 4943 because of section 4943(f) (regarding certain Type II supporting organizations, and all Type III non-functionally integrated supporting organizations)? <i>If "Yes," answer line 10b below.</i>   |     |    |
| <b>b</b>   | Did the organization have any excess business holdings in the tax year? <i>(Use Schedule C, Form 4720, to determine whether the organization had excess business holdings.)</i>  |     |    |



**Part IV Supporting Organizations** (continued)

|  | Yes | No |
|--|-----|----|
| <b>11</b> Has the organization accepted a gift or contribution from any of the following persons?  |     |    |
| <b>a</b> A person who directly or indirectly controls, either alone or together with persons described on lines 11b and 11c below, the governing body of a supported organization? |     |    |
| <b>11a</b>   |     |    |
| <b>b</b> A family member of a person described on line 11a above?  |     |    |
| <b>11b</b>   |     |    |
| <b>c</b> A 35% controlled entity of a person described on line 11a or 11b above? If "Yes" to line 11a, 11b, or 11c, provide detail in <b>Part VI</b> .                             |     |    |
| <b>11c</b>   |     |    |

**Section B. Type I Supporting Organizations**

|   | Yes | No |
|---|-----|----|
| <b>1</b> Did the governing body, members of the governing body, officers acting in their official capacity, or membership of one or more supported organizations have the power to regularly appoint or elect at least a majority of the organization's officers, directors, or trustees at all times during the tax year? If "No," describe in <b>Part VI</b> how the supported organization(s) effectively operated, supervised, or controlled the organization's activities. If the organization had more than one supported organization, describe how the powers to appoint and/or remove officers, directors, or trustees were allocated among the supported organizations and what conditions or restrictions, if any, applied to such powers during the tax year. |     |    |
| <b>1</b>  |     |    |
| <b>2</b> Did the organization operate for the benefit of any supported organization other than the supported organization(s) that operated, supervised, or controlled the supporting organization? If "Yes," explain in <b>Part VI</b> how providing such benefit carried out the purposes of the supported organization(s) that operated, supervised, or controlled the supporting organization.   |     |    |
| <b>2</b>  |     |    |

**Section C. Type II Supporting Organizations**

|  | Yes | No |
|--|-----|----|
| <b>1</b> Were a majority of the organization's directors or trustees during the tax year also a majority of the directors or trustees of each of the organization's supported organization(s)? If "No," describe in <b>Part VI</b> how control or management of the supporting organization was vested in the same persons that controlled or managed the supported organization(s). |     |    |
| <b>1</b>   |     |    |

**Section D. All Type III Supporting Organizations**

|   | Yes | No |
|---|-----|----|
| <b>1</b> Did the organization provide to each of its supported organizations, by the last day of the fifth month of the organization's tax year, (i) a written notice describing the type and amount of support provided during the prior tax year, (ii) a copy of the Form 990 that was most recently filed as of the date of notification, and (iii) copies of the organization's governing documents in effect on the date of notification, to the extent not previously provided? |     |    |
| <b>1</b>  |     |    |
| <b>2</b> Were any of the organization's officers, directors, or trustees either (i) appointed or elected by the supported organization(s) or (ii) serving on the governing body of a supported organization? If "No," explain in <b>Part VI</b> how the organization maintained a close and continuous working relationship with the supported organization(s).   |     |    |
| <b>2</b>  |     |    |
| <b>3</b> By reason of the relationship described on line 2, above, did the organization's supported organizations have a significant voice in the organization's investment policies and in directing the use of the organization's income or assets at all times during the tax year? If "Yes," describe in <b>Part VI</b> the role the organization's supported organizations played in this regard.  |     |    |
| <b>3</b>  |     |    |

**Section E. Type III Functionally Integrated Supporting Organizations**

|   |     |    |
|---|-----|----|
| <b>1</b> Check the box next to the method that the organization used to satisfy the Integral Part Test during the year (see instructions).  |     |    |
| <b>a</b> <input type="checkbox"/> The organization satisfied the Activities Test. Complete <b>line 2</b> below.   |     |    |
| <b>b</b> <input type="checkbox"/> The organization is the parent of each of its supported organizations. Complete <b>line 3</b> below.  |     |    |
| <b>c</b> <input type="checkbox"/> The organization supported a governmental entity. Describe in <b>Part VI</b> how you supported a governmental entity (see instructions).  |     |    |
| <b>2</b> Activities Test. <b>Answer lines 2a and 2b below.</b>  |     |    |
| <b>a</b> Did substantially all of the organization's activities during the tax year directly further the exempt purposes of the supported organization(s) to which the organization was responsive? If "Yes," then in <b>Part VI</b> identify those supported organizations and explain how these activities directly furthered their exempt purposes, how the organization was responsive to those supported organizations, and how the organization determined that these activities constituted substantially all of its activities. | Yes | No |
| <b>2a</b>   |     |    |
| <b>b</b> Did the activities described on line 2a, above, constitute activities that, but for the organization's involvement, one or more of the organization's supported organization(s) would have been engaged in? If "Yes," explain in <b>Part VI</b> the reasons for the organization's position that its supported organization(s) would have engaged in these activities but for the organization's involvement.  |     |    |
| <b>2b</b>   |     |    |
| <b>3</b> Parent of Supported Organizations. <b>Answer lines 3a and 3b below.</b>  |     |    |
| <b>a</b> Did the organization have the power to regularly appoint or elect a majority of the officers, directors, or trustees of each of the supported organizations? If "Yes" or "No," provide details in <b>Part VI</b> .   |     |    |
| <b>3a</b>   |     |    |
| <b>b</b> Did the organization exercise a substantial degree of direction over the policies, programs, and activities of each of its supported organizations? If "Yes," describe in <b>Part VI</b> the role played by the organization in this regard.   |     |    |
| <b>3b</b>   |     |    |

**Part V Type III Non-Functionally Integrated 509(a)(3) Supporting Organizations**

- 1**  Check here if the organization satisfied the Integral Part Test as a qualifying trust on Nov. 20, 1970 (*explain in Part VI*). See instructions. All other Type III non-functionally integrated supporting organizations must complete Sections A through E.

| <b>Section A—Adjusted Net Income</b>  |  | (A) Prior Year | (B) Current Year (optional) |
|---------------------------------------|--|----------------|-----------------------------|
| <b>1</b>                              | Net short-term capital gain  | <b>1</b>       |                             |
| <b>2</b>                              | Recoveries of prior-year distributions   | <b>2</b>       |                             |
| <b>3</b>                              | Other gross income (see instructions)  | <b>3</b>       |                             |
| <b>4</b>                              | Add lines 1 through 3.   | <b>4</b>       |                             |
| <b>5</b>                              | Depreciation and depletion   | <b>5</b>       |                             |
| <b>6</b>                              | Portion of operating expenses paid or incurred for production or collection of gross income or for management, conservation, or maintenance of property held for production of income (see instructions) | <b>6</b>       |                             |
| <b>7</b>                              | Other expenses (see instructions)  | <b>7</b>       |                             |
| <b>8</b>                              | <b>Adjusted Net Income</b> (subtract lines 5, 6, and 7 from line 4)  | <b>8</b>       |                             |
| <b>Section B—Minimum Asset Amount</b> |  | (A) Prior Year | (B) Current Year (optional) |
| <b>1</b>                              | Aggregate fair market value of all non-exempt-use assets (see instructions for short tax year or assets held for part of year):  |                |                             |
| <b>a</b>                              | Average monthly value of securities  | <b>1a</b>      |                             |
| <b>b</b>                              | Average monthly cash balances  | <b>1b</b>      |                             |
| <b>c</b>                              | Fair market value of other non-exempt-use assets   | <b>1c</b>      |                             |
| <b>d</b>                              | <b>Total</b> (add lines 1a, 1b, and 1c)  | <b>1d</b>      |                             |
| <b>e</b>                              | <b>Discount</b> claimed for blockage or other factors ( <i>explain in detail in Part VI</i> ):   |                |                             |
| <b>2</b>                              | Acquisition indebtedness applicable to non-exempt-use assets   | <b>2</b>       |                             |
| <b>3</b>                              | Subtract line 2 from line 1d.  | <b>3</b>       |                             |
| <b>4</b>                              | Cash deemed held for exempt use. Enter 0.015 of line 3 (for greater amount, see instructions).   | <b>4</b>       |                             |
| <b>5</b>                              | Net value of non-exempt-use assets (subtract line 4 from line 3)   | <b>5</b>       |                             |
| <b>6</b>                              | Multiply line 5 by 0.035.  | <b>6</b>       |                             |
| <b>7</b>                              | Recoveries of prior-year distributions   | <b>7</b>       |                             |
| <b>8</b>                              | <b>Minimum Asset Amount</b> (add line 7 to line 6)   | <b>8</b>       |                             |
| <b>Section C—Distributable Amount</b> |  |                | Current Year                |
| <b>1</b>                              | Adjusted net income for prior year (from Section A, line 8, column A)  | <b>1</b>       |                             |
| <b>2</b>                              | Enter 0.85 of line 1.  | <b>2</b>       |                             |
| <b>3</b>                              | Minimum asset amount for prior year (from Section B, line 8, column A)   | <b>3</b>       |                             |
| <b>4</b>                              | Enter greater of line 2 or line 3.   | <b>4</b>       |                             |
| <b>5</b>                              | Income tax imposed in prior year   | <b>5</b>       |                             |
| <b>6</b>                              | <b>Distributable Amount.</b> Subtract line 5 from line 4, unless subject to emergency temporary reduction (see instructions).  | <b>6</b>       |                             |
| <b>7</b>                              | <input type="checkbox"/> Check here if the current year is the organization's first as a non-functionally integrated Type III supporting organization (see instructions).                                |                |                             |

**Part V** Type III Non-Functionally Integrated 509(a)(3) Supporting Organizations (continued)

| Section D—Distributions |  | Current Year |
|-------------------------|--|--------------|
| <b>1</b>                | Amounts paid to supported organizations to accomplish exempt purposes  | <b>1</b>     |
| <b>2</b>                | Amounts paid to perform activity that directly furthers exempt purposes of supported organizations, in excess of income from activity              | <b>2</b>     |
| <b>3</b>                | Administrative expenses paid to accomplish exempt purposes of supported organizations  | <b>3</b>     |
| <b>4</b>                | Amounts paid to acquire exempt-use assets  | <b>4</b>     |
| <b>5</b>                | Qualified set-aside amounts (prior IRS approval required—provide details in <b>Part VI</b> )   | <b>5</b>     |
| <b>6</b>                | Other distributions (describe in <b>Part VI</b> ). See instructions.   | <b>6</b>     |
| <b>7</b>                | <b>Total annual distributions.</b> Add lines 1 through 6.  | <b>7</b>     |
| <b>8</b>                | Distributions to attentive supported organizations to which the organization is responsive (provide details in <b>Part VI</b> ). See instructions. | <b>8</b>     |
| <b>9</b>                | Distributable amount for 2022 from Section C, line 6   | <b>9</b>     |
| <b>10</b>               | Line 8 amount divided by line 9 amount   | <b>10</b>    |

| Section E—Distribution Allocations (see instructions)  | (i)<br>Excess Distributions | (ii)<br>Underdistributions<br>Pre-2022 | (iii)<br>Distributable<br>Amount for 2022 |
|--|-----------------------------|--|---|
| <b>1</b> Distributable amount for 2022 from Section C, line 6  |                             |  |   |
| <b>2</b> Underdistributions, if any, for years prior to 2022 (reasonable cause required—explain in <b>Part VI</b> ). See instructions.   |                             |  |   |
| <b>3</b> Excess distributions carryover, if any, to 2022   |                             |  |   |
| <b>a</b> From 2017 . . . . .   |                             |  |   |
| <b>b</b> From 2018 . . . . .   |                             |  |   |
| <b>c</b> From 2019 . . . . .   |                             |  |   |
| <b>d</b> From 2020 . . . . .   |                             |  |   |
| <b>e</b> From 2021 . . . . .   |                             |  |   |
| <b>f</b> <b>Total</b> of lines 3a through 3e   |                             |  |   |
| <b>g</b> Applied to underdistributions of prior years  |                             |  |   |
| <b>h</b> Applied to 2022 distributable amount  |                             |  |   |
| <b>i</b> Carryover from 2017 not applied (see instructions)  |                             |  |   |
| <b>j</b> Remainder. Subtract lines 3g, 3h, and 3i from line 3f.  |                             |  |   |
| <b>4</b> Distributions for 2022 from Section D, line 7: \$   |                             |  |   |
| <b>a</b> Applied to underdistributions of prior years  |                             |  |   |
| <b>b</b> Applied to 2022 distributable amount  |                             |  |   |
| <b>c</b> Remainder. Subtract lines 4a and 4b from line 4.  |                             |  |   |
| <b>5</b> Remaining underdistributions for years prior to 2022, if any. Subtract lines 3g and 4a from line 2. For result greater than zero, explain in <b>Part VI</b> . See instructions. |                             |  |   |
| <b>6</b> Remaining underdistributions for 2022. Subtract lines 3h and 4b from line 1. For result greater than zero, explain in <b>Part VI</b> . See instructions.                        |                             |  |   |
| <b>7</b> <b>Excess distributions carryover to 2023.</b> Add lines 3j and 4c.   |                             |  |   |
| <b>8</b> Breakdown of line 7:  |                             |  |   |
| <b>a</b> Excess from 2018 . . .  |                             |  |   |
| <b>b</b> Excess from 2019 . . .  |                             |  |   |
| <b>c</b> Excess from 2020 . . .  |                             |  |   |
| <b>d</b> Excess from 2021 . . .  |                             |  |   |
| <b>e</b> Excess from 2022 . . .  |                             |  |   |



**SCHEDULE O  
(Form 990)**

Department of the Treasury  
Internal Revenue Service

**Supplemental Information to Form 990 or 990-EZ**

Complete to provide information for responses to specific questions on  
Form 990 or 990-EZ or to provide any additional information.

Attach to Form 990 or Form 990-EZ.

Go to [www.irs.gov/Form990](http://www.irs.gov/Form990) for the latest information.

OMB No. 1545-0047

**2022**

**Open to Public  
Inspection**

Name of the organization

Lineweaver Annex Corporation

Employer identification number

54-1583973

Pt I, Line 16:

Description: Administrative \$1,232

Pt II, Line 24:

Description: Investment In LLP Beginning of Year: \$808 End of Year: \$782

Pt II, Line 26:

Description: Accounts Payable To HRHA Beginning of Year: \$42,783 End of Year: \$43,989

### BoxScore Summary

For Selected Properties

Date = 09/01/2023-09/30/2023

#### Availability

| Code         | Name                       | Avg. Sq FL | Avg. Rent | Units      | Occupied No Notice | Vacant Rented | Vacant Unrented | Notice Rented | Notice Unrented | Avail    | Model    | Down      | Admin    | % Occ        | % Occ w/NonRev | % Leased     | % Trend      |
|--------------|----------------------------|------------|-----------|------------|--------------------|---------------|-----------------|---------------|-----------------|----------|----------|-----------|----------|--------------|----------------|--------------|--------------|
| 0b1b-JRP     | JR Polly Lineweaver effici | 0          | 121       | 47         | 43                 | 1             | 1               | 0             | 2               | 3        | 0        | 0         | 0        | 95.74        | 95.74          | 97.87        | 93.61        |
| 1b1b-FH      | Franklin Heights-one bedro | 896        | 0         | 18         | 17                 | 0             | 1               | 0             | 0               | 1        | 0        | 0         | 0        | 94.44        | 94.44          | 94.44        | 94.44        |
| 1b1b-JRP     | JR Polly Lineweaver One be | 0          | 0         | 14         | 12                 | 0             | 2               | 0             | 0               | 2        | 0        | 0         | 0        | 85.71        | 85.71          | 85.71        | 85.71        |
| 1bed-CV      | Commerce Village           | 600        | 160       | 30         | 29                 | 0             | 1               | 0             | 0               | 1        | 0        | 0         | 0        | 96.66        | 96.66          | 96.66        | 96.66        |
| 1bed-LA      | Lineweaver Annex-one bedro | 414        | 68        | 60         | 54                 | 0             | 5               | 0             | 1               | 6        | 0        | 0         | 0        | 91.66        | 91.66          | 91.66        | 90.00        |
| 2b1b-FH      | Franklin Heights-twobedroo | 988        | 0         | 38         | 34                 | 0             | 2               | 0             | 2               | 4        | 0        | 0         | 0        | 94.73        | 94.73          | 94.73        | 89.47        |
| 3b1b-FH      | Franklin Heights-three bed | 977        | 0         | 24         | 21                 | 0             | 2               | 0             | 1               | 3        | 0        | 0         | 0        | 91.66        | 91.66          | 91.66        | 87.50        |
| 3b2b-FH      | Franklin Heights-three bed | 1,248      | 0         | 32         | 31                 | 0             | 1               | 0             | 0               | 1        | 0        | 0         | 0        | 96.87        | 96.87          | 96.87        | 96.87        |
| 4b2b-FH      | Franklin Heights-four bed  | 1,192      | 0         | 13         | 12                 | 0             | 0               | 0             | 1               | 1        | 0        | 0         | 0        | 100.00       | 100.00         | 100.00       | 92.30        |
| 5b2b-FH      | Franklin Heights 5bed2bath | 1,680      | 0         | 4          | 4                  | 0             | 0               | 0             | 0               | 0        | 0        | 0         | 0        | 100.00       | 100.00         | 100.00       | 100.00       |
| <b>Total</b> |                            |            |           | <b>650</b> | <b>52</b>          | <b>280</b>    | <b>257</b>      | <b>1</b>      | <b>15</b>       | <b>0</b> | <b>7</b> | <b>22</b> | <b>0</b> | <b>94.28</b> | <b>94.28</b>   | <b>94.64</b> | <b>92.14</b> |

#### Resident Activity

| Code         | Name                       | Units      | Move In  | Reverse Move In | Move Out | Cancel Move Out | Notice/Skip/Early Term | Cancel Notice | Rented   | On-Site Transfer | Month To Month | Renewal  | Cancel Move In | Evict    | Cancel Eviction |
|--------------|----------------------------|------------|----------|-----------------|----------|-----------------|------------------------|---------------|----------|------------------|----------------|----------|----------------|----------|-----------------|
| 0b1b-JRP     | JR Polly Lineweaver effici | 47         | 3        | 0               | 0        | 0               | 1                      | 0             | 4        | 0                | 0              | 0        | 0              | 0        | 0               |
| 1b1b-FH      | Franklin Heights-one bedro | 18         | 0        | 0               | 0        | 0               | 0                      | 0             | 0        | 0                | 0              | 0        | 0              | 0        | 0               |
| 1b1b-JRP     | JR Polly Lineweaver One be | 14         | 0        | 0               | 0        | 0               | 0                      | 0             | 0        | 0                | 0              | 0        | 0              | 0        | 0               |
| 1bed-CV      | Commerce Village           | 30         | 0        | 0               | 2        | 1               | 1                      | 0             | 0        | 0                | 0              | 0        | 0              | 0        | 0               |
| 1bed-LA      | Lineweaver Annex-one bedro | 60         | 4        | 0               | 0        | 0               | 1                      | 1             | 4        | 0                | 0              | 0        | 0              | 0        | 0               |
| 2b1b-FH      | Franklin Heights-twobedroo | 38         | 0        | 0               | 1        | 0               | 0                      | 2             | 0        | 0                | 0              | 0        | 0              | 0        | 0               |
| 3b1b-FH      | Franklin Heights-three bed | 24         | 0        | 0               | 0        | 0               | 0                      | 0             | 0        | 0                | 0              | 0        | 0              | 0        | 0               |
| 3b2b-FH      | Franklin Heights-three bed | 32         | 1        | 0               | 0        | 0               | 0                      | 0             | 0        | 1                | 0              | 0        | 0              | 0        | 0               |
| 4b2b-FH      | Franklin Heights-four bed  | 13         | 0        | 0               | 1        | 1               | 1                      | 0             | 0        | 0                | 0              | 0        | 0              | 0        | 0               |
| 5b2b-FH      | Franklin Heights 5bed2bath | 4          | 0        | 0               | 0        | 0               | 0                      | 0             | 0        | 0                | 0              | 0        | 0              | 0        | 0               |
| <b>Total</b> |                            | <b>280</b> | <b>8</b> | <b>0</b>        | <b>4</b> | <b>2</b>        | <b>4</b>               | <b>3</b>      | <b>8</b> | <b>1</b>         | <b>0</b>       | <b>0</b> | <b>0</b>       | <b>0</b> | <b>0</b>        |

#### Conversion Ratios

| Code          | Name                       | Calls | Walk-in | Email | First Contact |     |     |      | Unq. First Contact | Show | Applied | Approved | % Gross Conv Ratio | Unq. Shows | % Qual. Conv Ratio | Denied | Cancels | Re-Apply | % Net Conv Ratio |
|---------------|----------------------------|-------|---------|-------|---------------|-----|-----|------|--------------------|------|---------|----------|--------------------|------------|--------------------|--------|---------|----------|------------------|
|               |                            |       |         |       | Other         | SMS | Web | Chat |                    |      |         |          |                    |            |                    |        |         |          |                  |
| Not Specified | Not Specified              | 0     | 0       | 0     | 1             | 0   | 3   | 0    | 0                  | 0    | 0       | 0.00     | 0                  | 0.00       | 0                  | 0      | 0       | 0.00     |                  |
| 0b1b-JRP      | JR Polly Lineweaver effici | 0     | 0       | 0     | 0             | 0   | 0   | 0    | 0                  | 4    | 4       | 400.00   | 0                  | 400.00     | 0                  | 0      | 0       | 400.00   |                  |

**BoxScore Summary**

For Selected Properties

Date = 09/01/2023-09/30/2023


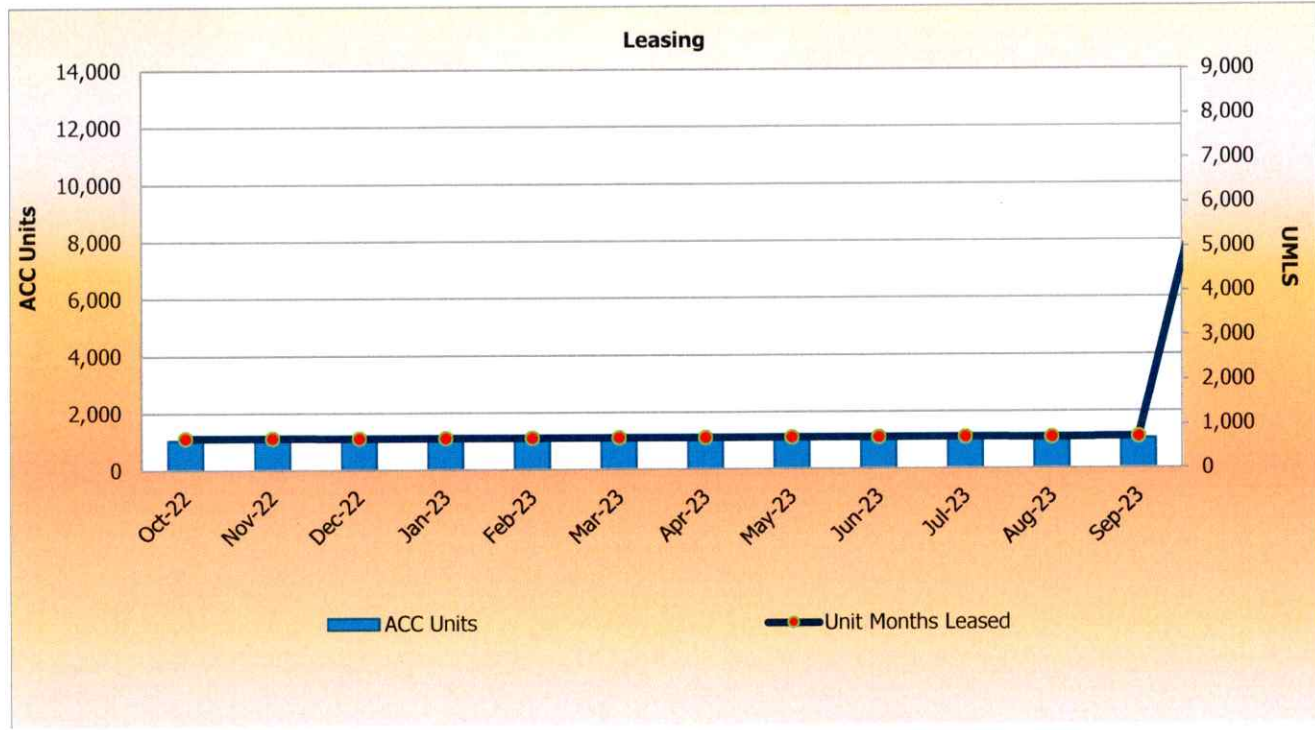
|              |                             |          |          |          |          |          |          |          |          |          |          |          |               |          |               |          |          |          |               |
|--------------|-----------------------------|----------|----------|----------|----------|----------|----------|----------|----------|----------|----------|----------|---------------|----------|---------------|----------|----------|----------|---------------|
| 1b1b-FH      | Franklin Heights-one bedro  | 0        | 0        | 0        | 0        | 0        | 0        | 0        | 0        | 0        | 0        | 0        | 0.00          | 0        | 0.00          | 0        | 0        | 0        | 0.00          |
| 1b1b-JRP     | JR Polly Lineweaver One be  | 0        | 0        | 0        | 0        | 0        | 0        | 0        | 0        | 0        | 0        | 0        | 0.00          | 0        | 0.00          | 0        | 0        | 0        | 0.00          |
| 1bed-CV      | Commerce Village            | 0        | 0        | 0        | 0        | 0        | 0        | 0        | 0        | 0        | 0        | 0        | 0.00          | 0        | 0.00          | 0        | 0        | 0        | 0.00          |
| 1bed-LA      | Lineweaver Annex-one bedro  | 0        | 0        | 0        | 2        | 0        | 0        | 0        | 0        | 0        | 4        | 4        | 400.00        | 0        | 400.00        | 0        | 0        | 0        | 400.00        |
| 2b1b-FH      | Franklin Heights-twobedroo  | 0        | 0        | 0        | 0        | 0        | 0        | 0        | 0        | 0        | 0        | 0        | 0.00          | 0        | 0.00          | 0        | 0        | 0        | 0.00          |
| 3b1b-FH      | Franklin Heights-three bed  | 0        | 0        | 0        | 0        | 0        | 0        | 0        | 0        | 0        | 0        | 0        | 0.00          | 0        | 0.00          | 0        | 0        | 0        | 0.00          |
| 3b2b-FH      | Franklin Heights-three bed  | 0        | 0        | 0        | 2        | 0        | 0        | 0        | 0        | 0        | 0        | 0        | 0.00          | 0        | 0.00          | 0        | 0        | 0        | 0.00          |
| 4b2b-FH      | Franklin Heights-four bed   | 0        | 0        | 0        | 0        | 0        | 0        | 0        | 0        | 0        | 0        | 0        | 0.00          | 0        | 0.00          | 0        | 0        | 0        | 0.00          |
| 5b2b-FH      | Franklin Heighths 5bed2bath | 0        | 0        | 0        | 0        | 0        | 0        | 0        | 0        | 0        | 0        | 0        | 0.00          | 0        | 0.00          | 0        | 0        | 0        | 0.00          |
| <b>Total</b> |                             | <b>0</b> | <b>0</b> | <b>0</b> | <b>5</b> | <b>0</b> | <b>3</b> | <b>0</b> | <b>0</b> | <b>0</b> | <b>8</b> | <b>8</b> | <b>800.00</b> | <b>0</b> | <b>800.00</b> | <b>0</b> | <b>0</b> | <b>0</b> | <b>800.00</b> |

# Voucher Utilization Report

Property: hcv-fup, hcv-ned, hcv-tp, hcv-ms5, hc  
 As of Month: 09/2023  
 Book: Cash

Indicates VMS not generated

| 2023         | HAP Allocated (Budgeted) | HAP Posted         | HAP Unposted    | Total HAP Liability | Variance             | % Variance   | ACC Units     | Unit Months Leased | Percent Leased (monthly) |
|--------------|--------------------------|--------------------|-----------------|---------------------|----------------------|--------------|---------------|--------------------|--------------------------|
| Oct-22       | \$0.00                   | \$453,217.00       | \$296.00        | \$453,513.00        | (\$453,513.00)       | 0.00%        | 1,031         | 714                | 69.25%                   |
| Nov-22       | \$0.00                   | \$458,601.00       | \$296.00        | \$458,897.00        | (\$458,897.00)       | 0.00%        | 1,031         | 716                | 69.45%                   |
| Dec-22       | \$0.00                   | \$455,722.00       | \$296.00        | \$456,018.00        | (\$456,018.00)       | 0.00%        | 1,031         | 709                | 68.77%                   |
| Jan-23       | \$0.00                   | \$456,672.00       | \$296.00        | \$456,968.00        | (\$456,968.00)       | 0.00%        | 1,031         | 712                | 69.06%                   |
| Feb-23       | \$0.00                   | \$456,735.00       | \$296.00        | \$457,031.00        | (\$457,031.00)       | 0.00%        | 1,031         | 707                | 68.57%                   |
| Mar-23       | \$0.00                   | \$455,537.00       | \$710.00        | \$456,247.00        | (\$456,247.00)       | 0.00%        | 1,031         | 707                | 68.57%                   |
| Apr-23       | \$0.00                   | \$463,716.00       | \$710.00        | \$464,426.00        | (\$464,426.00)       | 0.00%        | 1,031         | 708                | 68.67%                   |
| May-23       | \$0.00                   | \$465,780.00       | \$532.00        | \$466,312.00        | (\$466,312.00)       | 0.00%        | 1,031         | 708                | 68.67%                   |
| Jun-23       | \$0.00                   | \$472,796.00       | \$804.00        | \$473,600.00        | (\$473,600.00)       | 0.00%        | 1,031         | 709                | 68.77%                   |
| Jul-23       | \$0.00                   | \$479,340.00       | \$1,259.00      | \$480,599.00        | (\$480,599.00)       | 0.00%        | 1,031         | 706                | 68.48%                   |
| Aug-23       | \$0.00                   | \$480,396.00       | \$3,137.00      | \$483,533.00        | (\$483,533.00)       | 0.00%        | 1,031         | 700                | 67.90%                   |
| Sep-23       | \$0.00                   | \$492,320.00       | \$6,251.00      | \$498,571.00        | (\$498,571.00)       | 0.00%        | 1,031         | 709                | 68.77%                   |
| <b>Total</b> | <b>\$0</b>               | <b>\$5,590,832</b> | <b>\$14,883</b> | <b>\$5,605,715</b>  | <b>(\$5,605,715)</b> | <b>0.00%</b> | <b>12,372</b> | <b>8,505</b>       | <b>68.74%</b>            |





## Key Management Indicators (KMI)

Program Type: All Relevant Programs

Effective Dates Included: 05/01/2022 through 08/31/2023

Property: Family Unification Program, Non-Elderly Disabled, Tenant Protection, Mainstream 5, Housing Choice Voucher, Commerce Village Subsidy

### Families Reported

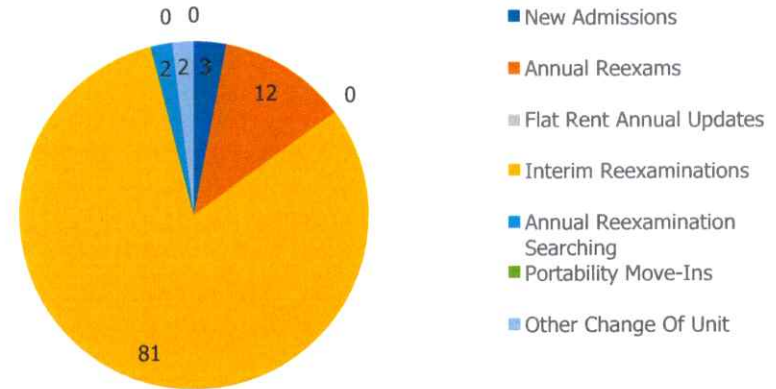
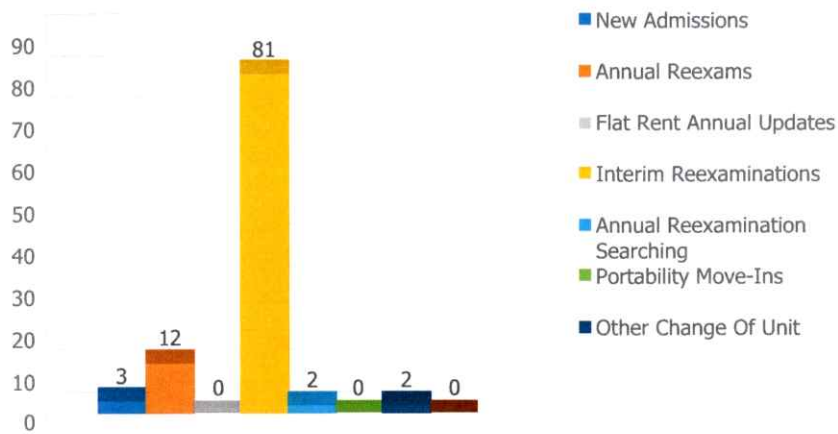
#### Families Reported

| 50058s Received (#) | End Of Participation (#) | Portability Move-Outs (#)<br>(Vouchers Only) |
|---------------------|--------------------------|--|
| 660                 | 109                      | 7  |

#### Distribution by Families Reported \*\* Some families may be included in multiple categories \*\*

| New Admissions (%) | Annual Reexams (%) | Flat Rent Annual Updates (%)<br>(Public Housing Only) | Interim Reexaminations (%) | Annual Reexamination Searching (%)<br>(Vouchers Only) | Portability Move-Ins (%)<br>(Vouchers only) | Other Change Of Unit (%) |
|--------------------|--------------------|---|----------------------------|---|---|--------------------------|
| 3                  | 12                 | 0   | 81                         | 2   | 0   | 2                        |

| Historical Adjustments (%) |
|----------------------------|
| 0                          |



**Discrepancies**

***Families Reported***

|   |
|---|
| Percent of Admissions of Over Income Families (%) |
| 0   |

| Units where the Number of Bedrooms exceeds the Number of Family Members |  |  |   |
|---|--|--|---|
| Number of Families (#)  | Percent of Units with Elderly Families (%) | Percent of Units with Non-Elderly, Disabled Families (%) | Percent of Units with 2 or more Bedrooms more than the Number of Family Members (%) |
| 151   | 11   | 48   | 19  |

**Utility Arrangements**

***Utility Arrangements***

| Families with Utility Allowance |         | Families with Utility Reimbursement |         | Avarage Utility Allowance (\$) |
|---------------------------------|---------|-------------------------------------|---------|--------------------------------|
| Count                           | Percent | Count                               | Percent |                                |
| 506                             | 77      | 60                                  | 9       | 130                            |

**Gross Rent as % of Fair Market Rent (FMR) (Tenant-Based Vouchers Only)**

**0 - 1 Bedroom Units - Gross Rent as % of Fair Market Rent (FMR)**

| 90% of FMR or Under | 91-100% | 101-110% | 111-120% | 121% + |
|---------------------|---------|----------|----------|--------|
| 25                  | 32      | 24       | 10       | 10     |

**2 Bedroom Units - Gross Rent as % of Fair Market Rent (FMR)**

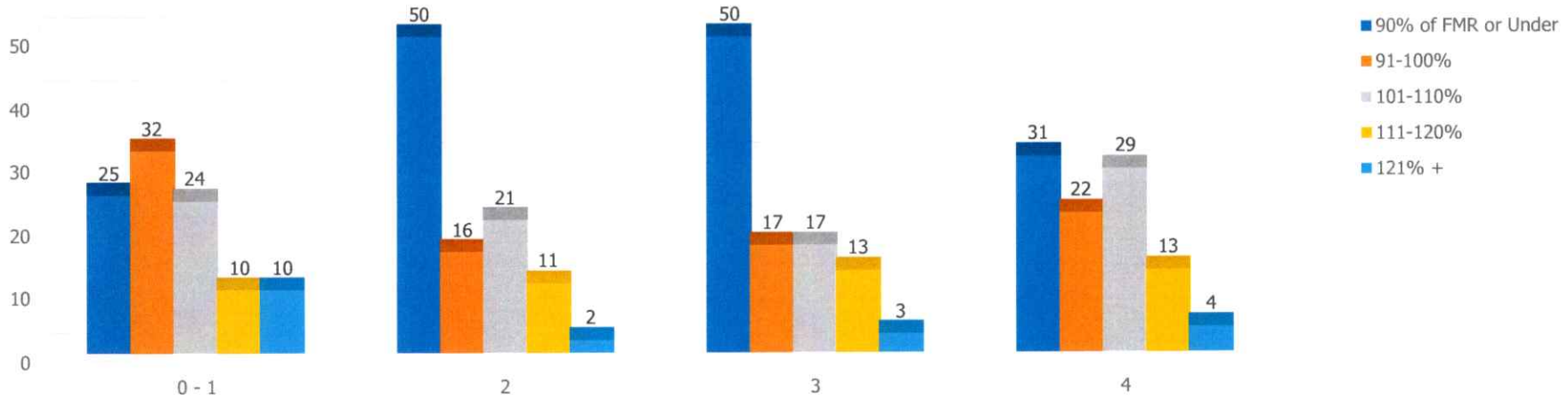
| 90% of FMR or Under | 91-100% | 101-110% | 111-120% | 121% + |
|---------------------|---------|----------|----------|--------|
| 50                  | 16      | 21       | 11       | 2      |

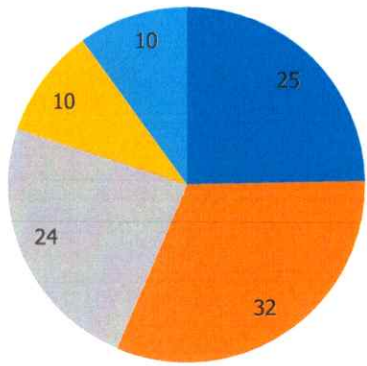
**3 Bedroom Units - Gross Rent as % of Fair Market Rent (FMR)**

| 90% of FMR or Under | 91-100% | 101-110% | 111-120% | 121% + |
|---------------------|---------|----------|----------|--------|
| 50                  | 17      | 17       | 13       | 3      |

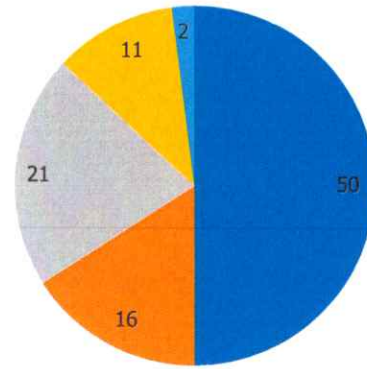
**4 Bedroom Units - Gross Rent as % of Fair Market Rent (FMR)**

| 90% of FMR or Under | 91-100% | 101-110% | 111-120% | 121% + |
|---------------------|---------|----------|----------|--------|
| 31                  | 22      | 29       | 13       | 4      |

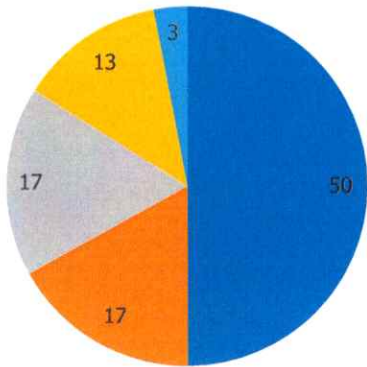




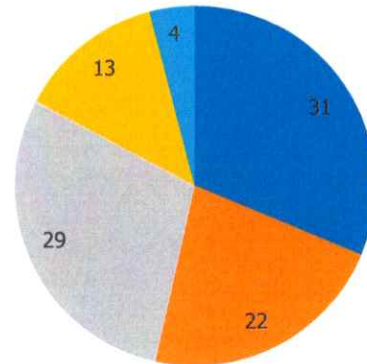
0 - 1




2



3



4



**Gross Rent as % of Payment Standard (Tenant-Based Vouchers Only)**

**0 - 1 Bedroom Units - Gross Rent as % of Fair Market Rent (FMR)**

| 90% of PS or Under | 91-100% | 101-110% | 111-120% | 121% + |
|--------------------|---------|----------|----------|--------|
| 67                 | 21      | 8        | 2        | 1      |

**2 Bedroom Units - Gross Rent as % of Fair Market Rent (FMR)**

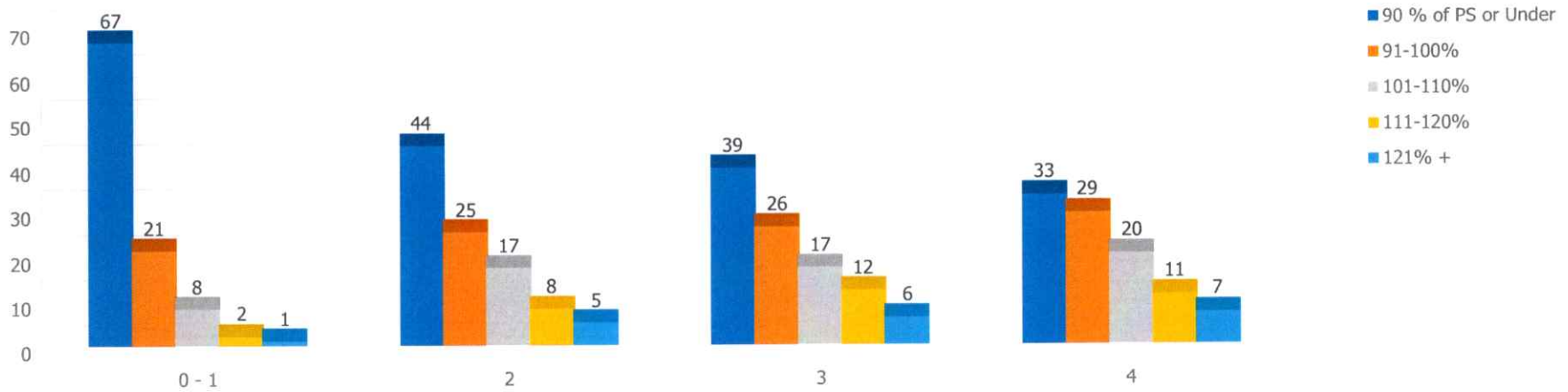
| 90% of PS or Under | 91-100% | 101-110% | 111-120% | 121% + |
|--------------------|---------|----------|----------|--------|
| 44                 | 25      | 17       | 8        | 5      |

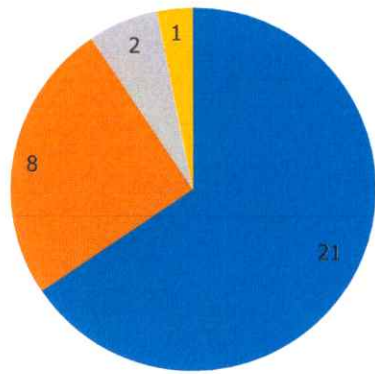
**3 Bedroom Units - Gross Rent as % of Fair Market Rent (FMR)**

| 90% of PS or Under | 91-100% | 101-110% | 111-120% | 121% + |
|--------------------|---------|----------|----------|--------|
| 39                 | 26      | 17       | 12       | 6      |

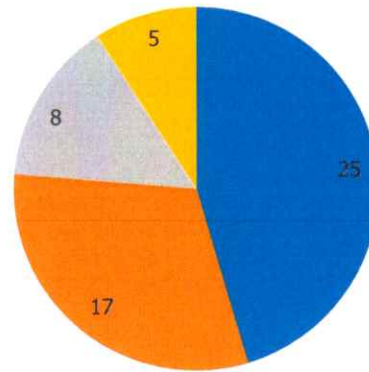
**4 Bedroom Units - Gross Rent as % of Fair Market Rent (FMR)**

| 90% of PS or Under | 91-100% | 101-110% | 111-120% | 121% + |
|--------------------|---------|----------|----------|--------|
| 33                 | 29      | 20       | 11       | 7      |

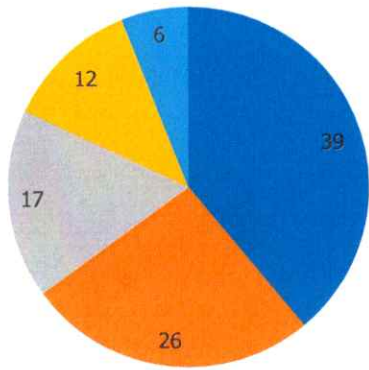




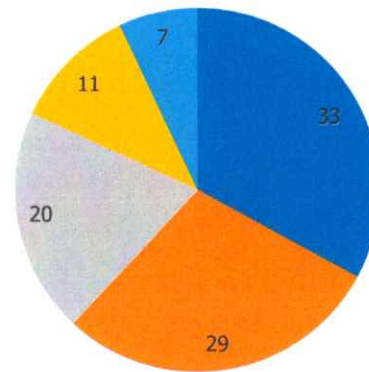
0 - 1




2



3



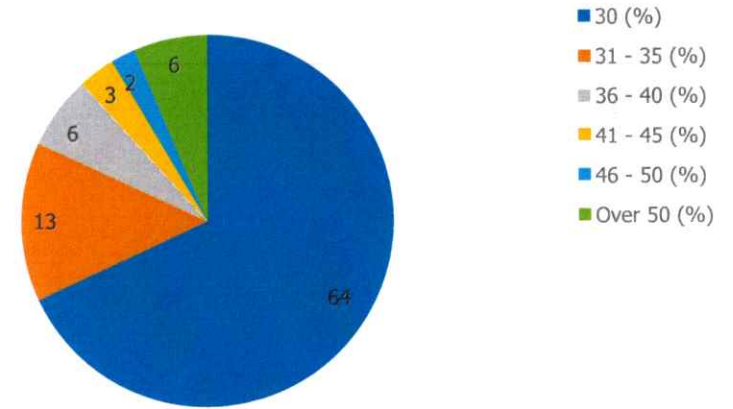
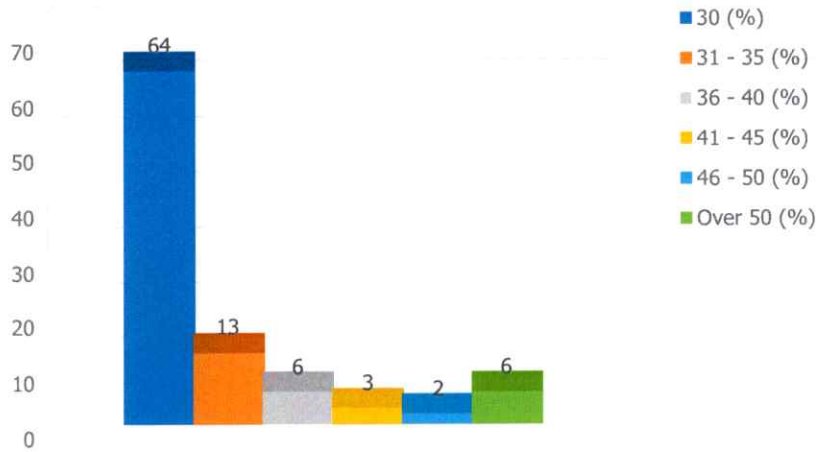
4



**Rent Burden as % of Family Adjusted Income (Tenant-Based Vouchers Only and Excluding Mixed Families)**

**Rent Burden**

| 30 (%) | 31 - 35 (%) | 36 - 40 (%) | 41 - 45 (%) | 46 - 50 (%) | Over 50 (%) |
|--------|-------------|-------------|-------------|-------------|-------------|
| 64     | 13          | 6           | 3           | 2           | 6           |



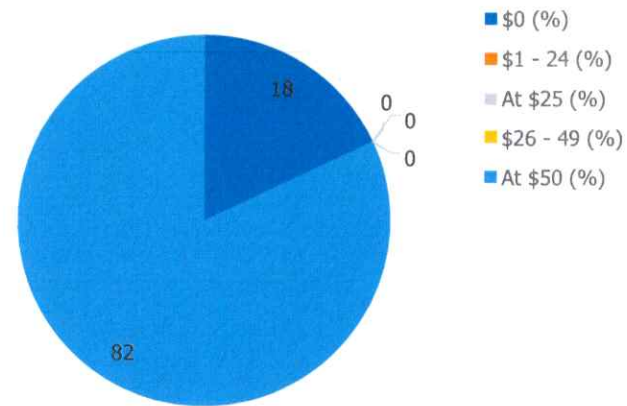
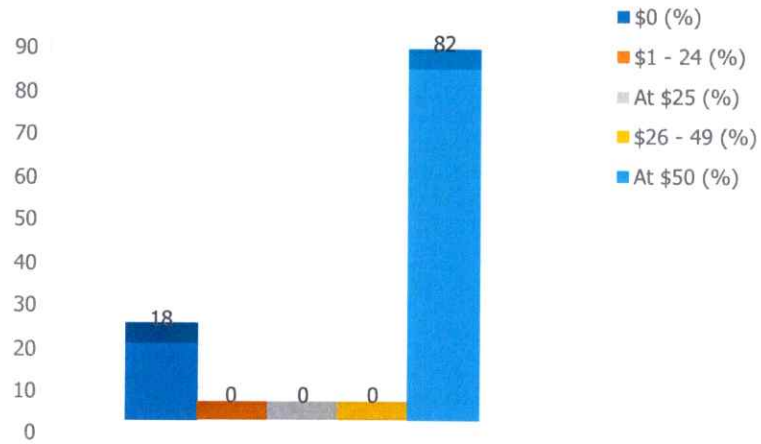
| Average Rent Burden For PH Families Choosing Flat Rent (%) (Public Housing Only) | Average Rent Burden For PH Families Subject to Ceiling Rent (%) (Public Housing Only) |
|--|---|
| 0  | 0   |



### Minimum Rent

**Distribution of Families Subject to Minimum Rent**

| \$0 (%) | \$1 - 24 (%) | At \$25 (%) | \$26 - 49 (%) | At \$50 (%) |
|---------|--------------|-------------|---------------|-------------|
| 18      | 0            | 0           | 0             | 82          |



**Harrisonburg Redevelopment & Housing Authority Report  
Financial Report as of September 30, 2023**

**LOCAL COMMUNITY DEVELOPMENT**

|       |  |                     |                     |
|-------|--|---------------------|---------------------|
| Cash: | First Bank & Trust-Operating Funds             |                     | \$364,642.79        |
|       |  | Total               | <b>\$364,642.79</b> |
|       | <b>AR Due from:</b>                            |                     |                     |
|       | JR Polly Lineweaver Apartments                 | \$276,389.42        |                     |
|       | Housing Choice Voucher Program                 | \$61,305.13         |                     |
|       | Commerce Village, LLC                          | \$14,835.11         |                     |
|       | Franklin Heights, LLC-Operating/Debt Servicing | \$83,590.02         |                     |
|       | Commerce Village II                            | \$66,893.88         |                     |
|       |  | <b>\$503,013.56</b> |                     |

**HOUSING CHOICE VOUCHER PROGRAM**

|       |   |       |                     |
|-------|---|-------|---------------------|
| Cash: | Truist/SunTrust-Checking Account        |       | \$749,420.76        |
|       | United Bank-FSS Escrow for participants |       | \$20,379.33         |
|       |   | Total | <b>\$769,800.09</b> |

**J.R. POLLY LINEWEAVER APARTMENTS**

|       |                              |       |                    |
|-------|------------------------------|-------|--------------------|
| Cash: | United Bank-Checking Account |       | \$34,359.06        |
|       |                              | Total | <b>\$34,359.06</b> |

**ALL PROGRAMS-FH, LW, JRL**

|       |                                      |  |              |
|-------|--------------------------------------|--|--------------|
| Cash: | United Bank-Security Deposit Account |  | \$193,052.90 |
|-------|--------------------------------------|--|--------------|

**COMPONENT UNITS**

**Franklin Heights, LLC**

|       |                              |  |             |
|-------|------------------------------|--|-------------|
| Cash: | United Bank-Checking Account |  | \$72,070.89 |
|-------|------------------------------|--|-------------|

**Commerce Village, LLC**

|       |  |              |  |
|-------|--|--------------|--|
| Cash: | First Bank & Trust                           | \$262,955.17 |  |
|       | Virginia Housing-Replacement Reserve Account | \$73,103.58  |  |
|       | Truist/BB&T-Operating Reseve Account         | \$131,166.50 |  |

|                           |                              |
|---------------------------|------------------------------|
| <b><u>Grand Total</u></b> | <b><u>\$1,901,150.98</u></b> |
|---------------------------|------------------------------|

**Harrisonburg Redevelopment & Housing Authority Report  
YTD Financial Report as of September 30, 2023**

|   | Cash Balance<br>as of 1/31 | Cash Balance<br>as of 2/28 | Cash Balance<br>as of 3/31 | Cash Balance<br>as of 4/30 | Cash Balance<br>as of 5/31 | Cash Balance<br>as of 6/30 | Cash Balance<br>as of 7/31 | Cash Balance<br>as of 8/31 | Cash Balance<br>as of 9/30 |
|---|----------------------------|----------------------------|----------------------------|----------------------------|----------------------------|----------------------------|----------------------------|----------------------------|----------------------------|
| <b>LOCAL COMMUNITY DEVELOPMENT</b>      |                            |                            |                            |                            |                            |                            |                            |                            |                            |
| Cash: First Bank & Trust                | \$670,807.01               | \$883,126.06               | \$692,315.59               | \$687,782.37               | \$669,805.92               | \$528,062.17               | \$552,896.16               | \$336,762.12               | \$364,642.79               |
| <b>HOUSING CHOICE VOUCHER PROGRAM</b>   |                            |                            |                            |                            |                            |                            |                            |                            |                            |
| Cash: Truist-Checking                   | \$627,435.08               | \$840,058.63               | \$879,234.35               | \$887,203.30               | \$854,986.87               | \$814,728.72               | \$770,700.46               | \$772,107.14               | \$749,420.76               |
| United Bank-FSS Escrow                  | \$83,896.63                | \$83,966.17                | \$84,299.41                | \$68,768.36                | \$58,200.56                | \$51,893.70                | \$46,427.90                | \$35,288.50                | \$20,379.33                |
| <b>J.R. POLLY LINEWEAVER APARTMENTS</b> |                            |                            |                            |                            |                            |                            |                            |                            |                            |
| Cash: United Bank-Checking              | \$32,858.00                | \$20,457.45                | \$9,656.69                 | \$11,484.69                | \$3,064.69                 | \$9,865.20                 | \$5,585.20                 | \$7,749.75                 | \$34,359.06                |
| <b>ALL PROGRAMS-FH, LW, JRL, CVO</b>    |                            |                            |                            |                            |                            |                            |                            |                            |                            |
| Cash: United Bank-Security Dep.         | \$199,747.75               | \$201,928.64               | \$205,346.37               | \$208,995.56               | \$209,245.31               | \$204,495.82               | \$208,577.93               | \$192,505.38               | \$193,052.90               |
| <b>COMPONENT UNITS</b>                  |                            |                            |                            |                            |                            |                            |                            |                            |                            |
| <b>Franklin Heights, LLC</b>            |                            |                            |                            |                            |                            |                            |                            |                            |                            |
| Cash: United Bank-Checking              | \$296,870.40               | \$246,749.61               | \$397,853.79               | \$458,437.12               | \$519,151.81               | \$570,045.91               | \$40,435.30                | \$96,930.65                | \$72,070.89                |
| <b>Commerce Village LLC</b>             |                            |                            |                            |                            |                            |                            |                            |                            |                            |
| Cash: First Bank & Trust                | \$246,596.05               | \$241,969.79               | \$247,152.81               | \$251,371.03               | \$254,263.69               | \$263,774.45               | \$266,160.32               | \$261,892.56               | \$262,955.17               |
| VA Housing-Repl Reserve                 | \$64,582.43                | \$65,608.01                | \$66,626.07                | \$67,687.26                | \$68,747.39                | \$69,837.03                | \$70,917.01                | \$71,997.85                | \$73,103.58                |
| Truist-Operating Reserve                | \$130,754.27               | \$130,755.27               | \$130,756.38               | \$130,757.45               | \$130,758.56               | \$130,759.63               | \$130,840.29               | \$131,005.97               | \$131,166.50               |
| <b>Total</b>                            | <b>\$2,353,547.62</b>      | <b>\$2,714,619.63</b>      | <b>\$2,713,241.46</b>      | <b>\$2,772,487.14</b>      | <b>\$2,768,224.80</b>      | <b>\$2,643,462.63</b>      | <b>\$2,092,540.57</b>      | <b>\$1,906,239.92</b>      | <b>\$1,901,150.98</b>      |